







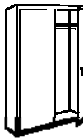


SANDUSKY LEE-SALES, P. O. BOX 1040, SANDUSKY, OH 44870 PH. 800/336-0671 FAX 419/626-3308
 SANDUSKY LEE-SOUTH, P. O. BOX 125, MILLINGTON, TN 38083 PH. 800/264-3453 FAX 901/873-1239
 SANDUSKY LEE-WEST, P.O. BOX 517, ARVIN, CA 93203 PH. 800/336-0674 FAX 661/854-2003
 SANDUSKY LEE-EAST, P.O. BOX 6, LITTLESTOWN, PA 17340 PH. 800/233-7076 FAX 717/359-4414

EFFECTIVE: JUNE 1, 2011

CONFIDENTIAL LIST PRICER

TERMS: NET 30, F. O. B. TN, CA, PA









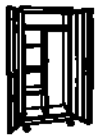

DESCRIPTION	ITEM NUMBER	LEE REF #	W X D X H	LIST PRICE	UNIT CUBES	APPROX UNIT WT
ELITE STORAGE RECESSED HANDLE 	EA4R 361872-00		36 X 18 X 72	580.40	27.0	131 LBS.
	EA4R 361878-00		36 X 18 X 78	655.50	29.3	137 LBS.
	EA4R 362472-00		36 X 24 X 72	696.70	36.0	151 LBS.
	EA4R 362478-00		36 X 24 X 78	739.20	39.0	160 LBS.
	EA4R 462472-00		46 X 24 X 72	829.30	46.0	218 LBS.
	EA4R 462478-00	(2011)	46 X 24 X 78	863.80	49.8	266 LBS.
ELITE SERIES KEYLESS ELECTRONIC 	EA4E 361872-00		36 X 18 X 72	653.00	27.0	131 LBS.
	EA4E 361878-00		36 X 18 X 78	728.30	29.3	137 LBS.
	EA4E 362472-00		36 X 24 X 72	769.30	36.0	151 LBS.
	EA4E 362478-00		36 X 24 X 78	811.80	39.0	160 LBS.
	EA4E 462472-00		46 X 24 X 72	902.00	46.0	218 LBS.
	EA4E 462478-00		46 X 24 X 78	936.60	49.8	266 LBS.
ELITE SERIES PUSH BUTTON RECESSED 	EA4P 361872-00		36 X 18 X 72	580.40	27.0	131 LBS.
	EA4P 361878-00		36 X 18 X 78	655.50	29.3	137 LBS.
	EA4P 362472-00		36 X 24 X 72	696.70	36.0	151 LBS.
	EA4P 362478-00		36 X 24 X 78	739.20	39.0	160 LBS.
	EA4P 462472-00		46 X 24 X 72	829.30	46.0	218 LBS.
	EA4P 462478-00		46 X 24 X 78	863.80	49.8	266 LBS.
ELITE DESK HEIGHT 	EA11 182430-00		18 X 24 X 30	298.00	7.5	46 LBS.
	EA11 361830-00		36 X 18 X 30	370.80	11.3	62 LBS.
ELITE COUNTER HEIGHT 	EA2R 361842-00		36 X 18 X 42	427.20	15.8	84 LBS.
	EA2R 362442-00		36 X 24 X 42	483.60	21.0	101 LBS.
	EA2R 462442-00		46 X 24 X 42	630.80	26.8	142 LBS.
	EA2R 462442-00K	(2010)	46 X 24 X 42	727.80	26.8	210 LBS.
ELITE COMBINATION 	EACR 361872-00		36 X 18 X 72	688.40	27.0	132 LBS.
	EACR 361878-00		36 X 18 X 78	746.00	29.3	138 LBS.
	EACR 362472-00		36 X 24 X 72	781.70	36.0	156 LBS.
	EACR 362478-00		36 X 24 X 78	826.00	39.0	164 LBS.
	EACR 462472-00		46 X 24 X 72	920.60	46.0	196 LBS.
ELITE WARDROBE 	EAWR 361872-00		36 X 18 X 72	580.40	27.0	112 LBS.
	EAWR 361878-00		36 X 18 X 78	655.50	29.3	119 LBS.
	EAWR 362472-00		36 X 24 X 72	690.50	36.0	127 LBS.
	EAWR 362478-00		36 X 24 X 78	732.90	39.0	134 LBS.
	EAWR 462472-00		46 X 24 X 72	829.30	46.0	163 LBS.

REPLACE '00' WITH APPROPRIATE COLOR NUMBER BELOW:

01-Red; 02-Charcoal; 03-Burgundy; 04-Tropic Sand; 05-Dove Gray; 06-Blue; A6-Navy Blue; 07-Putty; 08-Forest Green; A8-Primary Green; 09-Black; 22-Standard White; 22M-Anti-Microbial White; MG-Multi Granite; EY-Yellow

ADDITIONAL CHARGE of \$10.00 per unit for 01-Red; 03-Burgundy; 06-Blue; A6-Navy Blue; 08-Forest Green; A8-Primary Green; 22-Standard White; MG-Multi Granite; EY-Yellow

ADDITIONAL CHARGE OF \$50.00 per unit for 22M - Anti-Microbial White (CALL FOR QUOTE ON LARGE QUANTITY ORDERS)

DESCRIPTION	ITEM NUMBER	LEE REF #	W X D X H	LIST PRICE	UNIT CUBES	APPROX UNIT WT
RADIUS EDGE STORAGE 	ER4P 361872-00		36 X 18 X 72	610.70	33.0	154 LBS.
	ER4P 362472-00		36 X 24 X 72	679.80	36.0	176 LBS.
	ER2P 361842-00		36 X 18 X 42	491.80	19.0	94 LBS.
	ER2P 362442-00		36 X 24 X 42	560.90	21.0	109 LBS.
RADIUS EDGE CLEAR VIEW 	ER4V 361872-00		36 X 18 X 72	851.00	27.0	156 LBS.
	ER4V 362472-00		36 X 24 X 72	900.80	36.0	171 LBS.
	ER2V 361842-00		36 X 18 X 42	610.70	19.0	89 LBS.
	ER2V 362442-00		36 X 24 X 42	698.00	21.0	106 LBS.
RADIUS EDGE MOBILE 	TR1P 362430-00		36 X 24 X 36	594.10	35.0	98 LBS.
	TR2P 362442-00		36 X 24 X 48	748.90	24.0	122 LBS.
	TR3P 362460-00		36 X 24 X 66	884.20	18.0	141 LBS.
SLIDING DOOR STORAGE 	BA1S 361229-00		36 X 12 X 29	381.40	8.0	61 LBS.
	BA1S 361829-00		36 X 18 X 29	425.60	12.0	79 LBS.
	BA2S 361242-00		36 X 12 X 42	431.00	11.0	84 LBS.
	BA2S 361842-00		36 X 18 X 42	455.90	16.0	97 LBS.
	BA4S 361272-00		36 X 12 X 72	538.90	18.0	133 LBS.
	BA4S 361872-00		36 X 18 X 72	552.60	27.0	158 LBS.
SLIDING DOOR CLEAR VIEW STORAGE 	BV2S 361842-00		36 X 18 X 42	523.60	16.0	101 LBS.
	BV4S 361872-00		36 X 18 X 72	671.80	27.0	162 LBS.
TRANSPORT CABINET 	TA4R 302466-00		30 X 24 X 72	823.30	30.0	149 LBS.
	TA3R 362460-00	(9551)	36 X 24 X 66	756.90	33.0	165 LBS.
	TA4R 362472-00		36 X 24 X 78	889.10	39.0	173 LBS.
	TA3R 462460-00	(2012)	46 X 24 X 66	1036.00	42.2	202 LBS.
	TA4R 462472-00		46 X 24 X 78	1111.60	49.8	228 LBS.
TRANSPORT SINGLE DOOR 	TA3R 242460-00		24 X 24 X 66	732.90	22.0	116 LBS.
TRANSPORT WARDROBE 	TAWR 362472-00		36 X 24 X 78	839.80	39.0	148 LBS.
	TAWR 462472-00		46 X 24 X 78	1049.40	49.8	194 LBS.
TRANSPORT COMBINATION 	TACR 362460-00	(9550)	36 X 24 X 66	816.00	33.0	162 LBS.
	(No Top Shelf)					
	TACR 362472-00		36 X 24 X 78	977.20	39.0	180 LBS.
	TACR 462472-00		46 X 24 X 78	1197.20	49.8	220 LBS.
TRANSPORT WORK HT 	TA11 182430-00		18 X 24 X 36	472.60	9.0	63 LBS.
	TA11 361830-00		36 X 18 X 36	524.40	13.5	83 LBS.
	TA11 362430-00	(9555)	36 X 24 X 36	538.50	18.0	94 LBS.
	TA21 362442-00		36 X 24 X 48	619.50	27.0	116 LBS.
	TA2R 462442-00		46 X 24 X 48	728.10	30.7	165 LBS.

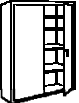

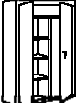
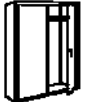







REPLACE '00' WITH APPROPRIATE COLOR NUMBER BELOW:

01-Red; 02-Charcoal; 03-Burgundy; 04-Tropic Sand; 05-Dove Gray; 06-Blue; A6-Navy Blue; 07-Putty; 08-Forest Green; A8-Primary Green; 09-Black; 22-Standard White; 22M-Anti-Microbial White; MG-Multi Granite; EY-Yellow

ADDITIONAL CHARGE of \$10.00 per unit for 01-Red; 03-Burgundy; 06-Blue; A6-Navy Blue; 08-Forest Green; A8-Primary Green; 22-Standard White; MG-Multi Granite; EY-Yellow

ADDITIONAL CHARGE OF \$50.00 per unit for 22M - Anti-Microbial White (CALL FOR QUOTE ON LARGE QUANTITY ORDERS)



DESCRIPTION	ITEM NUMBER	LEE REF #	W X D X H	LIST PRICE	UNIT CUBES	APPROX UNIT WT
CLASSIC STORAGE 	CA41 361872-00	(8005)	36 X 18 X 72	498.40	27.0	104 LBS.
	CA41 361878-00	(8110)	36 X 18 X 78	566.70	29.3	110 LBS.
	CA41 362472-00	(8205)	36 X 24 X 72	606.20	36.0	116 LBS.
	CA41 362478-00	(8207)	36 X 24 X 78	649.30	39.0	127 LBS.
CLASSIC COUNTER HT. 	CA21 361842-00	(8080)	36 X 18 X 42	377.00	15.8	67 LBS.
	CA21 362442-00	(8280)	36 X 24 X 42	434.60	21.0	84 LBS.
CLASSIC COMBINATION 	CAC1 361872-00	(8118)	36 X 18 X 72	567.50	27.0	104 LBS.
	CAC1 361878-00	(8218)	36 X 18 X 78	639.10	29.3	111 LBS.
	CAC1 362472-00	(8223)	36 X 24 X 72	681.20	36.0	123 LBS.
	CAC1 362478-00	(8225)	36 X 24 X 78	724.70	39.0	129 LBS.
CLASSIC WARDROBE 	CAW1 361872-00		36 X 18 X 72	494.70	27.0	91 LBS.
	CAW1 361878-00		36 X 18 X 78	550.70	29.3	96 LBS.
	CAW1 362472-00		36 X 24 X 72	583.90	36.0	101 LBS.
	CAW1 362478-00		36 X 24 X 78	613.90	39.0	106 LBS.
JANITORIAL/SUPPLY CABINET 	VFC1 301566-00	(9316)	30 X 15 X 66	392.10	17.2	72 LBS.
CLEAR VIEW STORAGE 	CA4V 361272-00		36 X 12 X 72	661.00	18.0	92 LBS.
	CA4V 361872-00	(3001)	36 X 18 X 72	711.70	27.0	112 LBS.
	CA4V 361878-00		36 X 18 X 78	747.40	29.3	122 LBS.
	CA4V 362472-00	(3002)	36 X 24 X 72	776.30	36.0	138 LBS.
	EA4V 362478-00		36 X 24 X 78	874.00	39.0	148 LBS.
	EA4V 461872-00		46 X 18 X 72	949.50	34.5	176 LBS.
	EA4V 462472-00		46 X 24 X 72	1065.90	46.0	204 LBS.
	EA4V 462478-00		46 X 24 X 78	1113.70	49.8	214 LBS.
CLEAR VIEW CTR HEIGHT 	CA2V 361242-00		36 X 12 X 42	502.40	10.5	68 LBS.
	CA2V 361842-00	(3003)	36 X 18 X 42	541.70	15.8	74 LBS.
	CA2V 362442-00	(3004)	36 X 24 X 42	610.40	21.0	90 LBS.
	EA2V 461842-00		46 X 18 X 42	684.00	20.1	80 LBS.
	EA2V 462442-00		46 X 24 X 42	745.50	26.8	135 LBS.
TRANSPORT MOBILE CLEAR VIEW CABINET 	TA4V 361872-00		36 X 18 X 78	934.80	29.3	154 LBS.
	TA4V 362472-00		36 X 24 X 78	1012.00	39.0	182 LBS.
	TA4V 461872-00		46 X 18 X 78	1141.70	37.4	196 LBS.
	TA4V 462472-00		46 X 24 X 78	1256.60	49.8	223 LBS.
TRANSPORT CLEAR VIEW COUNTER HEIGHT 	TA2V 361842-00		36 X 18 X 48	746.00	18.0	100 LBS.
	TA2V 362442-00		36 X 24 X 48	811.10	24.0	130 LBS.
	TA2V 461842-00		46 X 18 X 48	874.80	23.0	146 LBS.
	TA2V 462442-00		46 X 24 X 48	944.20	30.7	155 LBS.
EXPANDED METAL FRONT 	CA4M 361872-00		36 X 18 X 72	711.70	27.0	112 LBS.
	CA4M 362472-00		36 X 24 X 72	776.30	36.0	138 LBS.
	EA4M 461872-00		46 X 18 X 72	949.50	34.5	176 LBS.
	EA4M 462472-00		46 X 24 X 72	1065.90	46.0	204 LBS.
MOBILE EXPANDED METAL FRONT 	TA4M 361872-00		36 X 18 X 78	934.80	29.3	154 LBS.
	TA4M 362472-00		36 X 24 X 78	1012.00	39.0	182 LBS.
	TA4M 461872-00		46 X 18 X 78	1141.70	37.4	196 LBS.
	TA4M 462472-00		46 X 24 X 78	1256.60	49.8	223 LBS.

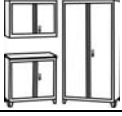

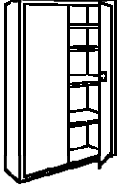







REPLACE '00' WITH APPROPRIATE COLOR NUMBER BELOW:



01-Red; 02-Charcoal; 03-Burgundy; 04-Tropic Sand; 05-Dove Gray; 06-Blue; A6-Navy Blue; 07-Putty; 08-Forest Green; A8-Primary Green; 09-Black; 22-Standard White; 22M-Anti-Microbial White; MG-Multi Granite; EY-Yellow

ADDITIONAL CHARGE of \$10.00 per unit for 01-Red; 03-Burgundy; 06-Blue; A6-Navy Blue; 08-Forest Green; A8-Primary Green; 22-Standard White; MG-Multi Granite; EY-Yellow

ADDITIONAL CHARGE OF \$50.00 per unit for 22M - Anti-Microbial White (CALL FOR QUOTE ON LARGE QUANTITY ORDERS)

DESCRIPTION	ITEM NUMBER	LEE REF #	W X D X H	LIST PRICE	UNIT CUBES	APPROX UNIT WT
GARAGE CABINETS 	GA1P 361230-MGL		36 X 12 X 30	277.00	7.5	50 LBS.
	GADP 361830-MGL		36 X 18 X 30	423.80	11.3	75 LBS.
	GA3P 361872-MGL		36 X 18 X 72	526.30	27.0	125 LBS.
HEAVY DUTY STEEL WAGONS 	FW3820	UPS	20 X 38 X 14-1/4	163.50	6.6	36 LBS.
	CW3418	UPS	18 X 34 X 21-3/4	153.20	7.8	40 LBS.
	CW4824	UPS	24 X 48 X 27-3/8	238.50	18.7	68 LBS.
STAINLESS STEEL CABINETS 	SA1E 301230-XX		30 X 12 X 30	994.50	6.3	80 LBS.
	SA2E 361842-XX		36 X 18 X 42	1562.30	15.8	145 LBS.
	SA4E 361872-XX		36 X 18 X 72	2468.10	27.0	225 LBS.
	SA4E 362478-XX		36 X 24 X 78	2770.10	39.0	275 LBS.
	SA4E 482478-XX		48 X 24 X 78	3537.40	52.0	340 LBS.
	SA1D 301230-XX		30 X 12 X 30	994.50	6.3	80 LBS.
	SA2D 361842-XX		36 X 18 X 42	1562.30	15.8	145 LBS.
	SA4D 361872-XX		36 X 18 X 72	2468.10	27.0	225 LBS.
	SA4D 362478-XX		36 X 24 X 78	2770.10	39.0	275 LBS.
	SA4D 482478-XX		48 X 24 X 78	3537.40	52.0	340 LBS.
EXTRA HEAVY-DUTY STORAGE CABINETS 	XA4D 361872-02LHH		36 X 18 X 79	928.00	27.0	290 LBS.
	XA4D 362472-02LHH		36 X 24 X 79	1024.90	36.0	330 LBS.
	XA4D 461872-02LHH		46 X 18 X 79	1163.40	34.5	390 LBS.
	XA4D 462472-02LHH		46 X 24 X 79	1329.60	46.0	445 LBS.
VALUE, 3 FIXED, 1 HNDL 	VF31 301572-00		30 X 15 X 72	383.90	18.8	79 LBS.
	VF31 301872-00		30 X 18 X 72	408.30	22.5	82 LBS.
VALUE, RECESSED HNDL 	VF4R 301566-00	(2001)	30 X 15 X 66	378.90	17.2	72 LBS.
VALUE, ADJ, 2 HANDLES 	VA41 361872-00		36 X 18 X 72	461.70	27.0	98 LBS.
		<i>1 handle</i>				
	VA42 361872-00	(8902)	36 X 18 X 72	478.00	27.0	100 LBS.
		(9210)	36 X 18 X 78	516.70	29.3	104 LBS.
VALUE, 4 FIXED, 2 HANDLES 	VF42 361872-00	(8901)	36 X 18 X 72	442.80	27.0	97 LBS.
	VF42 361878-00		36 X 18 X 78	500.20	29.3	102 LBS.
VALUE CTR HT, W/TOP 	VF22 361842-00	(8903)	36 X 18 X 42	362.90	15.8	63 LBS.
	(no top)					
	VF22 361842-00K	(8904)	36 X 18 X 42	411.80	15.8	71 LBS.
	(with top)					
ELITE FILE-N-STORE 	EFDF 361842-00	(3502)	36 X 18 X 42	534.80	15.8	94 LBS.
	EADF 361872-00	(3501)	36 X 18 X 72	645.60	27.0	138 LBS.

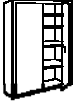





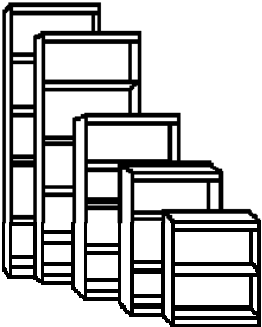


REPLACE '00' WITH APPROPRIATE COLOR NUMBER BELOW:

01-Red; 02-Charcoal; 03-Burgundy; 04-Tropic Sand; 05-Dove Gray; 06-Blue; A6-Navy Blue; 07-Putty; 08-Forest Green; A8-Primary Green; 09-Black; 22-Standard White; 22M-Anti-Microbial White; MG-Multi Granite; EY-Yellow

ADDITIONAL CHARGE OF \$10.00 per unit for 01-Red; 03-Burgundy; 06-Blue; A6-Navy Blue; 08-Forest Green; A8-Primary Green; 22-Standard White; MG-Multi Granite; EY-Yellow

ADDITIONAL CHARGE OF \$50.00 per unit for 22M - Anti-Microbial White (CALL FOR QUOTE ON LARGE QUANTITY ORDERS)



DESCRIPTION	ITEM NUMBER	LEE REF #	W X D X H	LIST PRICE	UNIT CUBES	APPROX UNIT WT
SNAP IT STORAGE CABINET 	RTA-7000-00		36 X 18 X 72	403.30	27.0	110 LBS.
SNAP IT COUNTER HEIGHT 	RTA-7001-00		36 X 18 X 42	293.60	15.8	75 LBS.
SNAP IT BOOKCASES 	BQ10 351330-00 BQ20 351342-00 BQ30 351352-00 BQ40 351372-00 BQ50 351384-00		34-1/2 X 13 X 30 34-1/2 X 13 X 42 34-1/2 X 13 X 52 34-1/2 X 13 X 72 34-1/2 X 13 X 84	144.30 188.40 229.10 287.00 337.70	7.9 11.1 13.7 19.0 22.1	35 LBS. 45 LBS. 55 LBS. 69 LBS. 80 LBS.
SNAP IT STORAGE CABINET <i>with Keyless Electronic Lock</i> 	KDE7236 KDE7824 KDE7848		36 X 18 X 72 36 X 24 X 78 48 X 24 X 78	498.10 634.40 767.90	7.0 11.0 12.6	125 LBS. 151 LBS. 194 LBS.
RADIUS EDGE BOOKCASES STATIONARY 	BA1R 361830-00 BA2R 361842-00 BA3R 361852-00 BA4R 361872-00		36 X 18 X 30 36 X 18 X 42 36 X 18 X 52 36 X 18 X 72	317.70 367.50 403.40 450.30	12.0 16.0 19.0 32.0	58 LBS. 72 LBS. 86 LBS. 120 LBS.
RADIUS EDGE BOOKCASES MOBILE 	BM1R 361830-00 BM2R 361842-00 BM3R 361852-00 BM4R 361872-00		36 X 18 X 36 36 X 18 X 48 36 X 18 X 58 36 X 18 X 78	414.40 478.10 541.60 605.10	12.0 16.0 19.0 32.0	63 LBS. 84 LBS. 96 LBS. 126 LBS.
WELDED BOOKCASES 	BA10 361230-00 (BR29) BA10 361830-00 (BR2918) BA20 361242-00 (BR42) BA20 361842-00 (BR4218) BA20 461842-00 BA30 361252-00 (BR52) BA30 361852-00 (BR5218) BA30 361260-00 BA40 361272-00 (BR72) BA40 361872-00 (BR7218) BA40 461872-00 BA50 361284-00 (BR84) BA50 361884-00 (BR8418)		36 X 12 X 30 36 X 18 X 30 36 X 12 X 42 36 X 18 X 42 46 X 18 X 42 36 X 12 X 52 36 X 18 X 52 36 X 12 X 60 36 X 12 X 72 36 X 18 X 72 46 X 18 X 72 36 X 12 X 84 36 X 18 X 84	192.70 257.70 239.70 307.80 472.10 285.50 356.30 314.80 350.30 413.60 575.90 430.00 510.10	7.5 11.3 10.5 15.8 20.1 13.0 19.5 15.0 18.0 27.0 34.5 21.0 31.5	34 LBS. 42 LBS. 43 LBS. 53 LBS. 73 LBS. 51 LBS. 64 LBS. 56 LBS. 63 LBS. 84 LBS. 98 LBS. 91 LBS. 101 LBS.
MOBILE BOOKCASES 	BM10 361830-00 (BRM2918) BM20 361842-00 (BRM4218) BM30 361852-00 (BRM5218) BM40 361872-00 (BRM7218)		36 X 18 X 36 36 X 18 X 48 36 X 18 X 58 36 X 18 X 78	375.20 434.10 488.10 536.70	13.5 18.0 21.8 29.3	68 LBS. 80 LBS. 91 LBS. 120 LBS.
BOOKCASE W/DRAWER 	BD10 361842-00 (BRDR4218) BD20 361852-00 (BRDR5218) BD30 361872-00 (BRDR7218) BD40 361884-00 (BRDR8418)		36 X 18 X 42 36 X 18 X 52 36 X 18 X 72 36 X 18 X 84	450.60 506.80 558.60 637.00	15.8 19.5 27.0 31.5	106 LBS. 121 LBS. 141 LBS. 161 LBS.







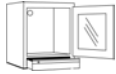


REPLACE '00' WITH APPROPRIATE COLOR NUMBER BELOW:



01-Red; 02-Charcoal; 03-Burgundy; 04-Tropic Sand; 05-Dove Gray; 06-Blue; A6-Navy Blue; 07-Putty; 08-Forest Green; A8-Primary Green; 09-Black; 22-Standard White; 22M-Anti-Microbial White; MG-Multi Granite; EY-Yellow

ADDITIONAL CHARGE of \$10.00 per unit for 01-Red; 03-Burgundy; 06-Blue; A6-Navy Blue; 08-Forest Green; A8-Primary Green; 22-Standard White; MG-Multi Granite; EY-Yellow

ADDITIONAL CHARGE OF \$50.00 per unit for 22M - Anti-Microbial White (CALL FOR QUOTE ON LARGE QUANTITY ORDERS)

DESCRIPTION	ITEM NUMBER	LEE REF #	W X D X H	LIST PRICE	UNIT CUBES	APPROX UNIT WT
MOBILE UTILITY CABINET 	RF1F 301826-05D (Dove Gray)		30 X 18 X 30	355.70	9.4	44 LBS.
REFRESHMENT/MACHINE STAND 	CFDP 301833-05D	(9801)	30 X 24 X 34	498.50	17.0	96 LBS.
ACTIVITY / UTILITY TABLES 	AT4020-BW AT4020-PU AT6020-BW AT6020-PU AT6030-BW AT6030-PU AT7236-BW AT7236-PU	UPS UPS	40 X 20 X 29 40 X 20 X 29 60 X 20 X 29 60 X 20 X 29 60 X 30 X 29 60 X 30 X 29 72 X 36 X 29 72 X 36 X 29	192.80 192.80 267.90 267.90 331.90 331.90 396.10 396.10	3.3 3.3 5.0 5.0 7.5 7.5 10.8 10.8	50 LBS. 50 LBS. 75 LBS. 75 LBS. 95 LBS. 95 LBS. 110 LBS. 110 LBS.
FOLDING CHAIR CART 	DO10 2172CH-02		21 X 72 X 42	406.50	36.8	51 LBS.
FOLDING TABLE CART 	DO10 2172TA-02		21 X 72 X 42	336.90	36.8	45 LBS.
WELDED BOOKTRUCKS (SEE CATALOG - PAGE 17)						
Single-Side Slant Shelf Steel Book Cart, Two Shelves	SR227-00	UPS	28 X 13 X 25	294.20	5.2	26 LBS.
Single-Side 17" Mobile Utility Truck, 3 Slanted Shelves	SL33017-00	UPS	17 X 13 X 42	340.20	5.4	42 LBS.
Single-Side 27" Mobile Utility Truck, 3 Slanted Shelves	SL327-00	UPS	27 X 13 X 42	346.80	8.5	46 LBS.
Single-Sided Slant Shelf Steel Book Cart, Three Shelves	SL330-00		31 X 13 X 42	392.20	9.8	45 LBS.
Double-Sided Slant Shelf Steel Book Cart, Six Shelves	SV336-00		37 X 18 X 42	451.60	16.2	74 LBS.
Flat Shelf Steel Cart, Three Shelves	SF336-00		37 X 18 X 42	435.90	16.2	62 LBS.
Book Cart, Flat Bottom Shelf & Four Slanted Shelves	SVF336-00		37 X 18 X 42	435.90	16.2	69 LBS.
Book Cart, Flat Top Shelf and Four Slanted Shelves	SFV336-00		37 X 18 X 42	435.90	16.2	70 LBS.
MOBILE COMPUTER CABINET EXTRA HEAVY DUTY 	16CC303064-00		30 X 30 X 70	1247.80	36.5	300 LBS.
COUNTER TOP SECURITY CABINET 	JCUBE2632		26 X 24 X 33	430.50	16.0	100 LBS.
MOBILE COMPUTER SECURITY WORKSTATION 	JG2663		26 X 24 X 63	730.60	21.0	127 LBS.
MOBILE COMPUTER SECURITY WORKSTATION 	FDJG2663 A2663		26 X 24 X 63 26 X 24 X 63	806.00 930.70	23.0 23.0	127 LBS. 127 LBS.








REPLACE '00' WITH APPROPRIATE COLOR NUMBER BELOW:

01-Red; 02-Charcoal; 03-Burgundy; 04-Tropic Sand; 05-Dove Gray; 06-Blue; A6-Navy Blue; 07-Putty; 08-Forest Green; A8-Primary Green; 09-Black; 22-Standard White; 22M-Anti-Microbial White; MG-Multi Granite; EY-Yellow

ADDITIONAL CHARGE of \$10.00 per unit for 01-Red; 03-Burgundy; 06-Blue; A6-Navy Blue; 08-Forest Green; A8-Primary Green; 22-Standard White; MG-Multi Granite; EY-Yellow

ADDITIONAL CHARGE OF \$50.00 per unit for 22M - Anti-Microbial White (CALL FOR QUOTE ON LARGE QUANTITY ORDERS)



DESCRIPTION	ITEM NUMBER	W X D X H	LIST PRICE	UNIT CUBES	APPROX UNIT WT
FLAT SCREEN MOBILE COMPUTER SECURITY WORKSTATION 	SFDJG2663	26 X 24 X 63	986.20	23.0	127 LBS.
WALL-MOUNT LAPTOP SAFE/SECURITY CABINET 	WLAP2016	19-3/4 X 4-3/4 X 15-3/4	219.40	2.0	18 LBS.
MOBILE LAPTOP SECURITY CABINET 	MLS5236 MLS5248	36 X 24 X 52 46 X 24 X 52	785.30 1047.10	23.0 31.0	260 LBS. 292 LBS.
MOBILE LAPTOP with POWER CHARGE SYSTEM 	MLS5236-00EC MLS5248-00EC	36 X 24 X 52 46 X 24 X 52	1745.20 2008.30	23.0 31.0	280 LBS. 312 LBS.
PLASMA/LCD TV STAND 	IAPF 462466-04 IAPF 462466-09	46 X 24 X 72 46 X 24 X 72	1328.00 1328.00	46.0 46.0	245 LBS. 245 LBS.
AUDIO VIDEO 	IA3F 362460-00 IA3F 462460-00 IA1F 362436-00 (9557)	36 X 25 X 66 46 X 27 X 66 36 X 24 X 42	820.80 1008.00 626.60	34.4 47.4 21.0	171 LBS. 202 LBS. 80 LBS.
WIDE BODY KD TV CART 	IF30322744-09 UPS Ship dimensions IF30403244-09 TRK70 Ship dimensions IP30322744-09 TRK70 IP30403244-09 TRK70	32 X 27-1/2 X 44 37 X 6 X 44 40 X 32-1/2 X 44 43 X 6 X 44 32 X 27-1/2 X 44 40 X 32-1/2 X 44	302.80 392.80 405.00 533.50	4.1 7.2 8.3 12.6	66 LBS. 116 LBS. 96 LBS. 146 LBS.




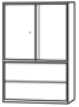

REPLACE '00' WITH APPROPRIATE COLOR NUMBER BELOW:

01-Red; 02-Charcoal; 03-Burgundy; 04-Tropic Sand; 05-Dove Gray; 06-Blue; A6-Navy Blue; 07-Putty; 08-Forest Green; A8-Primary Green; 09-Black; 22-Standard White; 22M-Anti-Microbial White; MG-Multi Granite; EY-Yellow


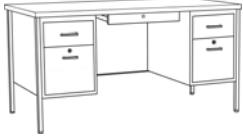





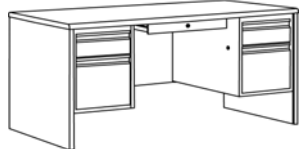
ADDITIONAL CHARGE of \$10.00 per unit for 01-Red; 03-Burgundy; 06-Blue; A6-Navy Blue; 08-Forest Green; A8-Primary Green; 22-Standard White; MG-Multi Granite; EY-Yellow







ADDITIONAL CHARGE OF \$50.00 per unit for 22M - Anti-Microbial White (CALL FOR QUOTE ON LARGE QUANTITY ORDERS)



DESCRIPTION	ITEM NUMBER	W	X	D	X	H	LIST PRICE	UNIT CUBES	APPROX UNIT WT	
400 SERIES LATERAL FILES 	E202L	30	X	18	X	27-1/4	391.20	8.3	90 LBS.	
	E204L	30	X	18	X	53-1/4	603.80	16.4	180 LBS.	
600 SERIES LATERAL FILES 	LF6A362-00	17087	36	X	19-1/4	X	29	445.60	11.6	104 LBS.
	LF6A364-00	17088	36	X	19-1/4	X	54	782.50	21.7	179 LBS.
	LF6A424-00	19068	42	X	19-1/4	X	54	869.40	25.3	199 LBS.
	LF6A425-00	19069	42	X	19-1/4	X	67	1075.90	30.4	253 LBS.
800 SERIES LATERAL FILES 	LF8F302-00	17066G	30	X	19-1/4	X	29	447.40	9.7	131 LBS.
	LF8F304-00	17068G	30	X	19-1/4	X	54	724.50	18.0	168 LBS.
	LF8F362-00	17069G	36	X	19-1/4	X	29	505.40	11.6	140 LBS.
	LF8F364-00	17067G	36	X	19-1/4	X	54	866.50	21.7	189 LBS.
	LF8F422-00	17098G	42	X	19-1/4	X	29	518.30	14.1	165 LBS.
	LF8F424-00	19068G	42	X	19-1/4	X	54	985.70	25.3	199 LBS.
	LF8F425-00	19069G	42	X	19-1/4	X	67	1221.30	30.4	253 LBS.
LATERAL FILE STORAGE 	17016		36	X	19-1/4	X	65-1/4	782.30	26.2	210 LBS.
	17015		42	X	19-1/4	X	65-1/4	887.30	31.0	228 LBS.
VERTICAL FILES 	VFLT222-00	S412-00	15	X	22	X	26-1/4	204.00	5.0	50 LBS.
	VFLT224-00	S414-00	15	X	22	X	48-3/4	306.50	9.3	90 LBS.
	VFLT252-00	S512-00	15	X	25	X	29	222.70	6.3	58 LBS.
	VFLT254-00	S514-00	15	X	25	X	52	336.30	11.3	101 LBS.
	VFLT262-00	S312-00	15	X	26-1/2	X	29	233.70	6.7	60 LBS.
	VFLT264-00	S314-00	15	X	26-1/2	X	52	362.80	12.0	116 LBS.
	VFLT265-00	S315-00	15	X	26-1/2	X	60	456.40	13.8	138 LBS.
	VFLG262-00	S312C-00	18-1/4	X	26-1/2	X	29	259.10	8.1	65 LBS.
VFLG264-00	S314C-00	18-1/4	X	26-1/2	X	52	396.90	14.6	120 LBS.	
CROSS BAR KIT For front / back filing (SEE CATALOG - PAGE 22)	LA99000		1-1/2	X	16	X	2-5/8	32.00	-	2 LBS.
FILE DRAWER DIVIDER KIT 400, 600, 800 Series (SEE CATALOG - PAGE 22)	LFDIVKT-10		9-1/2	X	16-1/2	X	1-1/2	76.90	-	13 LBS.
REPLACE '00' WITH APPROPRIATE COLOR NUMBER BELOW: 01-Red; 02-Charcoal; 03-Burgundy; 04-Tropic Sand; 05-Dove Gray; 06-Blue; A6-Navy Blue; 07-Putty; 08-Forest Green; A8-Primary Green; 09-Black; 22-Standard White; 22M-Anti-Microbial White; MG-Multi Granite; EY-Yellow ADDITIONAL CHARGE of \$10.00 per unit for 01-Red; 03-Burgundy; 06-Blue; A6-Navy Blue; 08-Forest Green; A8-Primary Green; 22-Standard White; MG-Multi Granite; EY-Yellow ADDITIONAL CHARGE OF \$50.00 per unit for 22M - Anti-Microbial White (CALL FOR QUOTE ON LARGE QUANTITY ORDERS)										



DESCRIPTION	ITEM NUMBER	W	X	D	X	H	LIST PRICE	UNIT CUBES	APPROX UNIT WT	
500 SERIES SINGLE-PED DESK 1 Box, 1 File and Center Drawer 	30078-BW	45	X	24	X	29-1/2	521.10	18.1	107 LBS.	
	30078-GY	45	X	24	X	29-1/2	521.10	18.1	107 LBS.	
	30078-PO	45	X	24	X	29-1/2	521.10	18.1	107 LBS.	
500 SERIES DOUBLE-PED DESK 2 Box, 2 File and Center Drawer 	30045-BW	60	X	30	X	29-1/2	749.20	23.0	194 LBS.	
	30045-GY	60	X	30	X	29-1/2	749.20	23.0	194 LBS.	
	30045-PO	60	X	30	X	29-1/2	749.20	23.0	194 LBS.	
	30084-BW	72	X	36	X	29-1/2	880.50	33.0	218 LBS.	
	30084-GY	72	X	36	X	29-1/2	880.50	33.0	218 LBS.	
	30084-PO	72	X	36	X	29-1/2	880.50	33.0	218 LBS.	
500 SERIES CREDENZA 	30082-PO	60	X	20	X	29-1/2	779.90	16.0	170 LBS.	
	30082-BW	60	X	20	X	29-1/2	779.90	16.0	170 LBS.	
	30082-GY	60	X	20	X	29-1/2	779.90	16.0	170 LBS.	
500 SERIES L-SHAPED DESK 	LW4224-BW	42	X	24	X	29-1/2	1287.80	38.0	273 LBS.	
	LW4224-GY	42	X	24	X	29-1/2	1287.80	38.0	273 LBS.	
	LW4224-PU	42	X	24	X	29-1/2	1287.80	38.0	273 LBS.	
	RW4224-BW	42	X	24	X	29-1/2	1287.80	38.0	273 LBS.	
	RW4224-GY	42	X	24	X	29-1/2	1287.80	38.0	273 LBS.	
	RW4224-PU	42	X	24	X	29-1/2	1287.80	38.0	273 LBS.	
SLIDING KEYBOARD DRAWER 	30086-BW (KD200)	23	X	14			75.60	-	8 LBS.	
	30086-GY (KD200)	23	X	14			75.60	-	8 LBS.	
	30086-PO (KD200)	23	X	14			75.60	-	8 LBS.	
CENTER DRAWER 	DD100BW	19-1/4	X	16-1/2	X	1-7/8	77.00	-	8.5 LBS.	
	DD100GY	19-1/4	X	16-1/2	X	1-7/8	77.00	-	8.5 LBS.	
	DD100PU	19-1/4	X	16-1/2	X	1-7/8	77.00	-	8.5 LBS.	
600 SERIES TEACHERS DESKS 	SQ4830BO	48	X	30	X	29-1/2	567.20	24.0	145 LBS.	
	SQ4830BM	48	X	30	X	29-1/2	567.20	24.0	145 LBS.	
	SQ4830PO	48	X	30	X	29-1/2	567.20	24.0	145 LBS.	
	SQ4830BGN	48	X	30	X	29-1/2	567.20	24.0	145 LBS.	
	SQ6030BO	60	X	30	X	29-1/2	593.40	30.0	200 LBS.	
	SQ6030BM	60	X	30	X	29-1/2	593.40	30.0	200 LBS.	
	SQ6030PO	60	X	30	X	29-1/2	593.40	30.0	200 LBS.	
	SQ6030BGN	60	X	30	X	29-1/2	593.40	30.0	200 LBS.	
	DQ6030BO	60	X	30	X	29-1/2	773.70	30.0	225 LBS.	
	DQ6030BM	60	X	30	X	29-1/2	773.70	30.0	225 LBS.	
	DQ6030PO	60	X	30	X	29-1/2	773.70	30.0	225 LBS.	
	DQ6030BGN	60	X	30	X	29-1/2	773.70	30.0	225 LBS.	
800 SERIES STEEL DESKS 	SP38-4830MC	48	X	30	X	29-1/2	645.80	25.0	153 LBS.	
	SP38-4830OP	48	X	30	X	29-1/2	645.80	25.0	153 LBS.	
	DP38-6030MC	60	X	30	X	29-1/2	826.40	31.3	205 LBS.	
	DP38-6030OP	60	X	30	X	29-1/2	826.40	31.3	205 LBS.	
	DP38-7236MC	72	X	36	X	29-1/2	945.00	45.0	250 LBS.	
	DP38-7236OP	72	X	36	X	29-1/2	945.00	45.0	250 LBS.	
	CR38-6024MC	60	X	24	X	29-1/2	724.50	25.0	172 LBS.	
	CR38-6024OP	60	X	24	X	29-1/2	724.50	25.0	172 LBS.	
	CR38-7224MC	72	X	24	X	29-1/2	808.50	30.0	194 LBS.	
	CR38-7224OP	72	X	24	X	29-1/2	808.50	30.0	194 LBS.	
	CD38CH	24-3/4	X	30-3/4	X	3-1/2	131.30	1.8	9 LBS.	
	CD38PU	24-3/4	X	30-3/4	X	3-1/2	131.30	1.8	9 LBS.	

DESCRIPTION	ITEM NUMBER	W X D X H	LIST PRICE	UNIT CUBES	APPROX UNIT WT
SYSTEMS WARDROBE, DWR 	HAWF 171864-00	17 X 18 X 64	546.50	11.3	71 LBS.
SYSTEMS SINGLE DOOR, DWR 	HADF 171864-00	17 X 18 X 64	546.50	11.3	80 LBS.
SYSTEMS STORAGE, DWR 	HADF 301864-00	30 X 18 X 64	676.50	20.0	106 LBS.
SYSTEMS CTR HT, DWR 	HFDF 301842-00	30 X 18 X 42	573.10	13.1	80 LBS.
SYSTEMS STORAGE 	HA3F 301864-00 HA3F 361864-00	30 X 18 X 64 36 X 18 X 64	517.70 562.10	20.0 24.0	101 LBS. 110 LBS.
SYSTEMS COUNTER HT. 	HF2F 301842-00	30 X 18 X 42	431.90	13.1	73 LBS.







REPLACE '00' WITH APPROPRIATE COLOR NUMBER BELOW:











01-Red; 02-Charcoal; 03-Burgundy; 04-Tropic Sand; 05-Dove Gray; 06-Blue; A6-Navy Blue; 07-Putty; 08-Forest Green; A8-Primary Green; 09-Black; 22-Standard White; 22M-Anti-Microbial White; MG-Multi Granite; EY-Yellow

ADDITIONAL CHARGE of \$10.00 per unit for 01-Red; 03-Burgundy; 06-Blue; A6-Navy Blue; 08-Forest Green; A8-Primary Green; 22-Standard White; MG-Multi Granite; EY-Yellow

ADDITIONAL CHARGE OF \$50.00 per unit for 22M - Anti-Microbial White (CALL FOR QUOTE ON LARGE QUANTITY ORDERS)

DESCRIPTION	ITEM NUMBER	W	X	D	X	H	LIST PRICE	UNIT CUBES	APPROX UNIT WT
FLAT FILE STORAGE									
(SEE CATALOG - PAGE 27)									
5-Drawer Flat File	244876	40-3/4	X	28-3/8	X	16-1/8	685.00	10.5	145 LBS.
Closed Base	244877	40-3/4	X	28-3/8	X	6	91.50	4.0	14 LBS.
Open Base	244878	40-3/4	X	28-3/4	X	20	294.80	13.4	36 LBS.
*Inside Drawer: 37-5/16"W x 25-7/16"D x 1-7/8"H									
5-Drawer Flat File	244879	46-3/4	X	35-3/8	X	16-1/8	875.80	15.1	185 LBS.
Closed Base	244880	46-3/4	X	35-3/8	X	6	95.60	5.7	16 LBS.
Open Base	244881	46-3/4	X	35-3/4	X	20	342.40	19.1	52 LBS.
*Inside Drawer: 43-1/4"W x 32-7/8"D x 1-7/8"H									
5-Drawer Flat File	244882	53-3/4	X	41-5/16	X	16-1/8	1124.20	21.0	227 LBS.
Closed Base	244883	53-3/4	X	41-3/8	X	6	104.30	8.0	18 LBS.
Open Base	244884	53-3/4	X	41-3/4	X	20	394.30	26.7	70 LBS.
*Inside Drawer: 50-3/8"W x 39"D x 1-7/8"H									
10-Drawer Flat File	244885	46-3/4	X	35-3/8	X	16-1/8	1345.10	15.1	280 LBS.
Closed Base	244880	46-3/4	X	35-3/8	X	6	95.60	5.7	16 LBS.
Open Base	244881	46-3/4	X	35-3/4	X	20	342.40	19.1	52 LBS.
*Inside Drawer: 43-1/4"W x 32-7/8"D x 1-7/8"H									
PAPER STORAGE									
	TP30 462430-07K	46	X	24	X	36	744.80	23.0	190 LBS.
	TP5D 462430-07K	46	X	24	X	36	1441.10	23.0	260 LBS.
SNAP IT LITERATURE ORGANIZER									
	BQD1	34-1/2	X	13	X	30	203.60	7.9	41 LBS.
	BQD2	34-1/2	X	13	X	42	277.30	11.1	54 LBS.
	BQD3	34-1/2	X	13	X	52	377.30	13.7	67 LBS.
	BQD4	34-1/2	X	13	X	72	464.80	19.0	84 LBS.
	BQD5	34-1/2	X	13	X	84	574.80	22.1	98 LBS.
WALL CABINETS									
	WA1V 161226-00	16	X	12	X	26	350.00	2.9	25 LBS.
	WA1V 301226-00	30	X	12	X	26	427.70	5.4	49 LBS.
	WA2V 361230-00	36	X	12	X	30	442.10	7.5	63 LBS.
	WA11 181226-00	18	X	12	X	26	247.60	3.3	29 LBS.
	WA11 301230-00	30	X	12	X	30	316.90	6.3	48 LBS.
	WA22 361230-00	36	X	12	X	30	340.00	7.5	62 LBS.
KEYLESS ELECTRONIC WALL CABINET									
	KDEW3012	30	X	12	X	30	260.90	6.3	50 LBS.
BIN WALL CABINETS									
	WB0V 361230-00	36	X	12	X	30	466.00	7.5	63 LBS.
	WB02 361230-00	36	X	12	X	30	377.00	7.5	60 LBS.
DRAWERS									
	EDM1 361800-07	SEE					239.70	1.4	22 LBS.
	EDM1 362400-07	CATALOG					262.30	1.4	24 LBS.
	EDM2 361800-07	PAGE 28					239.70	1.4	25 LBS.
	EDM2 362400-07						262.30	1.4	25 LBS.
REPLACE '00' WITH APPROPRIATE COLOR NUMBER BELOW:									
01-Red; 02-Charcoal; 03-Burgundy; 04-Tropic Sand; 05-Dove Gray; 06-Blue; A6-Navy Blue; 07-Putty; 08-Forest Green; A8-Primary Green; 09-Black; 22-Standard White; 22M-Anti-Microbial White; MG-Multi Granite; EY-Yellow									
ADDITIONAL CHARGE of \$10.00 per unit for 01-Red; 03-Burgundy; 06-Blue; A6-Navy Blue; 08-Forest Green; A8-Primary Green; 22-Standard White; MG-Multi Granite; EY-Yellow									
ADDITIONAL CHARGE OF \$50.00 per unit for 22M - Anti-Microbial White (CALL FOR QUOTE ON LARGE QUANTITY ORDERS)									



DESCRIPTION	ITEM NUMBER	W X D X H	LIST PRICE	UNIT CUBES	APPROX UNIT WT
BIN UNITS (SEE CATALOG - PAGE 29)					
Black with Gray Bins	IBU421633	42 X 16 X 33	173.30	8.3	50 LBS.
Black with Gray Bins	UR4416BIN36	44 X 16 X 57	380.80	8.3	96 LBS.
BOLTLESS RIVET SHELVING (SEE CATALOG - PAGE 29)					
5 Shelf, Gray with Particle Board Shelves	CR3618	36 X 18 X 72	138.50	11.6	72 LBS.
5 Shelf, Gray with Particle Board Shelves	CR4824	48 X 24 X 72	173.30	21.7	102 LBS.
5 Shelf, Black with Poly Coat Shelves	MR3618BLKLB	36 X 18 X 72	173.30	25.3	72 LBS.
5 Shelf, Black with Poly Coat Shelves	MR4824BLKLB	48 X 24 X 72	207.80	30.4	102 LBS.
WELDED STORAGE RACK (SEE CATALOG - PAGE 29)					
3 Shelf, Black with Particle Board	7224PRB	77 X 24 X 72	311.50	8.9	200 LBS.
3 Shelf, NSF Wire	7224PRBWW3	77 X 24 X 72	346.30	8.9	200 LBS.
4 Shelf, NSF Wire	BW2472W4US	77 X 24 X 72	380.80	11.1	130 LBS.
4 Shelf, NSF Wire	ERZ782478W-4	77 X 24 X 78	415.50	11.1	150 LBS.
Extra Level Wire + 2 Beams	72BKW	77 X 24 X 2-1/2	86.50	3.3	33 LBS.
FLAMMABLE SAFETY CABINETS					
	SC12F	23 X 18 X 35	612.40	8.4	110 LBS.
	SC22F	35 X 22 X 35	851.50	15.6	165 LBS.
	SC300F	43 X 18 X 44	948.60	19.7	252 LBS.
	SC450F	43 X 18 X 65	1348.70	29.1	349 LBS.
PAINT & INK STORAGE					
	PC60	43 X 18 X 65	1370.50	29.1	385 LBS.
	PC40	43 X 18 X 44	1007.40	19.7	270 LBS.
STORAGE LOCKERS					
	LF11 151866-00	15 X 18 X 66	291.40	10.3	48 LBS.
	LF22 151866-00	15 X 18 X 66	304.30	10.3	55 LBS.
	LF33 151866-00	15 X 18 X 66	333.20	10.3	57 LBS.
	LF55 151866-00	15 X 18 X 66	357.80	10.3	60 LBS.
TRADITIONAL STEEL LOCKERS					
	(UNASSEMBLED)	Approximate tier size 72"H			
	One Wide	12 X 18 X 78	258.20	9.8	59 LBS.
	CL5051	Approximate tier size 36"H			
	1 Wide - 2 Openings	12 X 18 X 78	295.10	9.8	59 LBS.
	CL5091	Approximate tier size 12"H			
	1 Wide - 6 Openings	12 X 18 X 78	371.80	9.8	64 LBS.
	CL5141				
	(ASSEMBLED)	Approximate tier size 72"H			
	One Wide	12 X 18 X 78	340.80	9.8	59 LBS.
	CL5551	Approximate tier size 36"H			
	1 Wide - 2 Openings	12 X 18 X 78	390.00	9.8	59 LBS.
	CL5591	Approximate tier size 12"H			
	1 Wide - 6 Openings	12 X 18 X 78	491.50	9.8	64 LBS.
	CL5641				
SNAP IT LOCKERS					
	<i>Full Length</i>				
	KDCL7212/1	12 X 18 X 72	192.80	3.6	50 LBS.
	KDCL7236/3	36 X 18 X 72	601.70	8.0	148 LBS.
	<i>Double Tier</i>				
	KDCL7212/2	12 X 18 X 72	222.40	3.6	55 LBS.
	KDCL7236/6	36 X 18 X 72	729.40	8.0	159 LBS.
TRANSPORT SIDE HANDLE					
	TSH-00	23 X 5 X 3-3/4	81.40	-	6 LBS.
CABINET DOLLY					
	DO10 361800-05 / GY	36 X 18 X 5-1/2	151.30	2.1	27 LBS.
	DO10 361800-07 / PU	36 X 18 X 5-1/2	151.30	2.1	27 LBS.
	DO10 362400-07 / PU	36 X 24 X 5-1/2	177.50	2.8	35 LBS.
STACK CHAIR DOLLY					
	DO10 2323CH-09	23 X 23 X 3-1/2	69.80	1.1	13 LBS.

REPLACE '00' WITH APPROPRIATE COLOR NUMBER BELOW:

01-Red; 02-Charcoal; 03-Burgundy; 04-Tropic Sand; 05-Dove Gray; 06-Blue; A6-Navy Blue; 07-Putty; 08-Forest Green; A8-Primary Green; 09-Black; 22-Standard White; 22M-Anti-Microbial White; MG-Multi Granite; EY-Yellow

ADDITIONAL CHARGE of \$10.00 per unit for 01-Red; 03-Burgundy; 06-Blue; A6-Navy Blue; 08-Forest Green; A8-Primary Green; 22-Standard White; MG-Multi Granite; EY-Yellow

ADDITIONAL CHARGE OF \$50.00 per unit for 22M - Anti-Microbial White (CALL FOR QUOTE ON LARGE QUANTITY ORDERS)



DESCRIPTION	ITEM NUMBER	W X D X H	LIST PRICE	UNIT CUBES	APPROX UNIT WT
MLS SERIES SIDE HANDLE (Chrome Finish)	MLS-SH	14 X 4 X 3	29.10	-	3 LBS.
WIRE DIVIDERS (SEE CATALOG - PAGE 32)	BWD18 (Set of 12)	-	43.60	-	5 LBS.
PORTABLE BINS (SEE CATALOG - PAGE 32)	CB 121311-07 CB 121311-09	12 X 13 X 11-1/2 12 X 13 X 11-1/2	29.10 29.10	- -	8 LBS. 8 LBS.
8 OUTLET POWER STRIP <i>with 10' cord</i> (SEE CATALOG - PAGE 32)	PS-8	-	23.30	-	2 LBS.
VENTILATION FAN (SEE CATALOG - PAGE 32)	UF12A	-	104.70	-	2 LBS.
HASP (SEE CATALOG - PAGE 32)	HASP4.5	-	23.30	-	2 LBS.
KD TV CART OPTIONS (SEE CATALOG - PAGE 21)	PSC4-09 ES32-09 ES40-09	4-Plug Powerstrip Dble Slide Out Shelf-32" Dble Slide Out Shelf-40"	58.80 73.50 117.60	- - -	- - -

PARTS & ACCESSORIES

SLH-S	SINGLE HANDLE, SATIN FINISH, RH ONLY	17.50
DLH-S	HANDLE SET, SATIN FINISH, BOTH LOCKING	32.10
SLH-C	SINGLE HANDLE, CHROME FINISH, RH ONLY	17.50
DLH-C	HANDLE SET, CHROME FINISH, DUMMY + 3 PT. LOCKING	32.10
SPH-S	SINGLE PADLOCK HANDLE, SATIN FINISH	14.70
RLHAB	RECESSED 3-POINT LOCKING HANDLE	27.70
RLHSB	RECESSED 3-POINT LOCKING HANDLE, TO SIDE	23.30
RLHFB	RECESSED CAM LOCKING HANDLE TO FIXED SHELF	23.30
CAM -A	FULL PULL DOOR CAM LOCK	17.50
CAM -B	FULL PULL DRAWER CAM LOCK	17.50
CAM - PB	PUSH BUTTON CAM LOCK	20.50
TLH-C	CHROME RECESSED PUSH BUTTON LOCKING HANDLE	32.10
BSCDH	CHROME PULL HANDLE FOR SLIDING DOORS	17.50
BLKSTP	BLACK SAFETY STRAP	21.90
LEG LEVELERS	LEG LEVELERS - 4 PER CABINET (PUT "LL" AFTER COLOR CODE)	14.70 (set of 4)
BQ10 351300-00	EXTRA SHELVES FOR 35 X 13 SNAP IT BOOKCASES	38.00
BS12 / EA10360900-00	EXTRA SHELVES FOR SLIDING DOOR CABINETS	27.70
BS18 / EA10361500-00	EXTRA SHELVES FOR SLIDING DOOR CABINETS	33.30
CA10 161200-00	EXTRA SHELVES FOR 16X12 ADJUSTABLE MODELS	27.70
CA10 171600-00	EXTRA SIDE SHELVES FOR 36X18 COMBO CABINET	34.90
CA10 181200-00	EXTRA SHELVES FOR 18X12 ADJUSTABLE MODELS	27.70
CA10 361800-00	EXTRA SHELVES FOR 36X18 ADJUSTABLE MODELS-VALUELINE-CLASSIC	40.70
EA10 171800-00	EXTRA SHELVES FOR 17X18 ADJUSTABLE MODELS-SYSTEMS	34.90
EA10 172200-00	EXTRA SIDE SHELVES FOR 36X24 COMBO CABINET	38.00
EA10 182400-00	EXTRA SHELVES FOR 18X24 ADJUSTABLE MODELS	38.00
EA10 301200-00	EXTRA SHELVES FOR 30X12 ADJUSTABLE MODELS	38.00
EA10 301800-00	EXTRA SHELVES FOR 30X18 ADJUSTABLE MODELS-SYSTEMS	40.70
EA10 361200-00	EXTRA SHELVES FOR 36X12 ADJUSTABLE MODELS-ELITE-BOOKCASES	38.00
EA10 361800-00	EXTRA SHELVES FOR 36X18 ADJUSTABLE MODELS-ELITE-BOOKCASES	43.80
EA10 362400-00	EXTRA SHELVES FOR 36X24 ADJUSTABLE MODELS-ELITE, CLASSIC PLUS	52.40
KD12	EXTRA SHELVES FOR 30X12 KDE WALL CABINET	38.00
KD18	EXTRA SHELVES FOR 36X18 KDE CABINET	43.80
KD24	EXTRA SHELVES FOR 36X24 KDE CABINET	52.40
KD48	EXTRA SHELVES FOR 48X24 KDE CABINET	87.30
RT10 361800-00	EXTRA SHELVES FOR 36X18 SNAP-IT CABINETS (7000/7001)	43.80
SA10 301200-XX	EXTRA SHELVES FOR 30X12 STAINLESS STEEL CABINET	99.70
SA10 361800-XX	EXTRA SHELVES FOR 36X18 STAINLESS STEEL CABINET	157.90
SA10 362400-XX	EXTRA SHELVES FOR 36X24 STAINLESS STEEL CABINET	185.60
SA10 482400-XX	EXTRA SHELVES FOR 48X24 STAINLESS STEEL CABINET	238.20
TA10 172200-00	EXTRA SIDE SHELVES FOR 36X24 TRANSPORT COMBO CABINET	40.70
TA10 242400-00	EXTRA SHELVES FOR 24X24 ADJUSTABLE MODELS-TRANSPORT	40.70
TA10 302400-00	EXTRA SHELVES FOR 30X24 ADJUSTABLE MODELS-TRANSPORT	55.40
TA10 362100-00	EXTRA SHELVES FOR 36X24 AUDIO VIDEO	58.20
TA10 362400-00	EXTRA SHELVES FOR 36X24 ADJUSTABLE MODELS-TRANSPORT	58.20
TA10 461800-00	EXTRA SHELVES FOR 46X18 ADJUSTABLE MODELS-TRANSPORT	87.30
TA10 462400-00	EXTRA SHELVES FOR 46X24 TRANSPORT, AUDIO VIDEO	87.30
CKW0 361800-00	WARDROBE BAR-FITS 36X18X72 & 36X18X78 ELITE, CLASSIC PLUS	58.20
CKW0 362400-00	WARDROBE BAR-FITS 36X24X72 & 36X24X78 ELITE, CLASSIC PLUS, TRANSPORT	67.00
CKW0 462400-00	WARDROBE BAR-FITS 46X24X72 & 46X24X78 ELITE, CLASSIC PLUS, TRANSPORT	75.60
CKC0 361800-00	COMBINATION KIT-FITS 36X18X72 & 36X18X78 ELITE, CLASSIC PLUS	224.10
CKC0 362400-00	COMBINATION KIT-FITS 36X24X72 & 36X24X78 ELITE, CLASSIC PLUS, TRANSPORT	270.60
CKC0 462400-00	COMBINATION KIT-FITS 46X24X72 & 46X24X78 ELITE, CLASSIC PLUS, TRANSPORT	314.10

REPLACE '00' WITH APPROPRIATE COLOR NUMBER BELOW:

01-Red; 02-Charcoal; 03-Burgundy; 04-Tropic Sand; 05-Dove Gray; 06-Blue; A6-Navy Blue; 07-Putty; 08-Forest Green; A8-Primary Green; 09-Black; 22-Standard White; 22M-Anti-Microbial White; MG-Multi Granite; EY-Yellow

