

	Page
CLASSROOM	
SmartLink™ Student Desks	638
Accomplish® Single Entry Combo Desks	644
Accomplish® Cantilever Desks	646
Accomplish® 4-Leg Desks	647
Accomplish® 4-Leg Chairs	649
Accomplish® 4-Leg Chair with Casters	650
Accomplish® Swivel Chair	651
Proficiency® 4-Leg Desks	652
Proficiency® 4-Leg Chairs	653
Desking	
SmartLink™ Teacher Stations	631-633
10700 Series	142-156
10500 Series	158-181
Mentor® Series Desking	204-205
38000 Series	196-203
Seating	
Accomplish® Cantilever Chairs	648
Proficiency® 4-Leg Chairs	653
Perpetual® Nesting	518
Olson Stacker® – 4040 Series High Density	505
Alaris™ – 4220 Series	479
Alaris™ – 4240 Series	480
Volt® – 5700/5720 Series	528-529
ComforTask® – 5900 Series	485
Unanimous® – 7600 Series	526-527
7800 Series	535-538
Storage & Files	
SmartLink™ Modular Storage	634-636
Flagship® Personal Storage	394
Brigade® Metal Overfiles	414
Brigade® 800 Series Lateral Files	418-419
Brigade® 700 Series Lateral Files	420-421
Brigade® 600 Series Lateral Files	422-423
Lateral File Accessories	427
310 Series Vertical Files – 26½”D	432
510 Series Vertical Files – 25”D	434
Flagship® Storage Cabinets and Bookcases	399-400
Brigade® Storage Cabinets	415
Brigade® Steel Bookcases	416
10500 Series Bookcases	436
1870/1890 Series Bookcases	437
Tables	
Huddle™ Multi-Purpose Tables	578-586
Activity Tables	611
Adjustable Height Training Tables	588-590
Desking/Training Electrical Solutions	591-594
Essential Foundations® Training Tables	608-609
66000 Series/The StationMaster®	604-606
Utility Tables	610
10500 Series Shared Components & Accessories	168-181
Learning Applications	
SmartLink™ Wall Rail System	640-641
Presentation Furniture – Audio Visual Carts	656-658
Projection Screens	660-661
Literature Display Stands	662
Utility/Book Trucks	663

	Page
COMPUTER LAB	
Tables	
Huddle™ Multi-Purpose Tables	578-586
Adjustable Height Training Tables	588-590
Desking/Training Electrical Solutions	591-594
Essential Foundations® Training Tables	608-609
66000 Series/The StationMaster®	604-606
Utility Tables	610
Seating	
Perpetual® Nesting	518
Tiempo® – 4600 Series Guest Seating	525
Olson Seating (HG20's, HG30's)	507-508
Accomplish™ Swivel Chair	651
CAFETERIA	
Seating	
Proficiency® 4-Leg Chairs	653
Olson Seating	506-510
Olson Stacker® – 4040 Series High Density	505
Tables	
Cafeteria Tables	622-623
Hospitality Tables – Tops and Bases	574-577
STUDENT COMMONS	
Reception Seating	
Invitation® – 2110 Series	458
Cambia™ – 2150-2160 Series	454-455
Pagoda® – 4070/4090 Series	512-513
Perpetual® Modular	516-517
Tiempo® – 4600 Series Guest Seating	525
Park Avenue Collection® Lounge Seating	514
Tables	
Huddle™ Multi-Purpose Tables	578-586
Laminate Occasional Tables	573
10500 Series Shared Components & Accessories	168-181
LIBRARY / MEDIA CENTER	
Storage	
SmartLink™ Modular Storage	634-636
Systems	
Initiate® Panel Systems and Desking	252-369
Reception Seating	
Invitation® – 2110 Series	458
Cambia™ – 2150-2160 Series	454-455
Pagoda® – 4070/4090 Series	512-513
Perpetual® Modular	516-517
Tiempo® – 4600 Series Guest Seating	525
Park Avenue Collection® Lounge Seating	514
Student Seating	
Proficiency® 4-Leg Chairs	653
Accomplish® Desks and Chairs	642-651
Conference Tables	
Laminate Conference Tables	561-565
Tercero® Total Conference Room Solutions	567-571
Occasional Tables	
Laminate Occasional Tables	573
10500 Series Shared Components & Accessories	168-181
Learning Applications	
Presentation Furniture – Audio Visual Carts	656-658
Projection Screens	660-661
SmartLink™ Wall Rail System	640-641

	Page
ART ROOM	
Seating	
Olson Seating	506-510
Proficiency® 4-Leg Chairs	653
Storage	
SmartLink™ Modular Storage	634-636
Flagship® Storage Cabinets	399
Brigade® Storage Cabinets	415
Flagship® Bookcases	400
Brigade® Steel Bookcases	416
10500 Series Bookcases	436
1870/1890 Series Bookcases	437
Tables	
Huddle™ Multi-Purpose Tables	578-586
Activity Tables	611
Utility Tables	610
TEACHER PLANNING	
Systems	
Initiate® Panel Systems and Desking	252-369
Desking	
SmartLink™ Teacher Stations	631-633
10700 Series	142-156
10500 Series	158-181
Flagship® Desk Tower and Worksurfaces	395-396
Mentor® Series Desking	204-205
38000 Series	196-203
Seating	
Alaris™ – 4220 Series	479
Alaris™ – 4240 Series	480
Volt® – 5700/5720 Series	528-529
ComforTask® – 5900 Series	485
Unanimous® – 7600 Series	526-527
7800 Series	535-538
Storage	
SmartLink™ Modular Storage	634-636
Flagship® Personal Storage	394
Flagship® Storage Cabinets	399
Brigade® Storage Cabinets	415
Flagship® Bookcases	400
Brigade® Steel Bookcases	416
10500 Series Bookcases	436
1870/1890 Series Bookcases	437
Tables	
Huddle™ Multi-Purpose Tables	578-586
Activity Tables	611
Utility Tables	610
Conference Tables	
Laminate Conference Tables	561-565
ADMINISTRATION	
Desks	
10700 Series	142-156
10500 Series	158-181
Flagship® Desk Tower and Worksurfaces	395-396
Mentor® Series Desking	204-205
38000 Series	196-203
Systems	
Initiate® Panel Systems and Desking	252-369

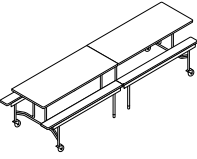
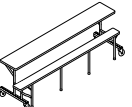
	Page
Reception Seating	
Invitation® – 2110 Series	458
Cambia™ – 2150-2160 Series	454-455
Pagoda® – 4070/4090 Series	512-513
Perpetual® Modular	516-517
Tempo® – 4600 Series Guest Seating	525
Park Avenue Collection® Lounge Seating	514
Task / Administrative Seating	
Pillow-Soft® – 2190 Series	463
Alaris™ – 4220 Series	479
Alaris™ – 4240 Series	480
Volt® – 5700/5720 Series	528-529
ComforTask® – 5900 Series	485
Unanimous® – 7600 Series	526-527
7800 Series	535-538
Storage & Files	
SmartLink™ Modular Storage	634-636
Flagship® Personal Storage and Bookcases	394-400
Brigade® Metal Overfiles	414
Brigade® 800 Series Lateral Files	418-419
Brigade® 700 Series Lateral Files	420-421
Brigade® 600 Series Lateral Files	422-423
Lateral File Accessories	427
310 Series Vertical Files – 26½”D	432
510 Series Vertical Files – 25”D	434
Flagship® Storage Cabinets and Bookcases	399-400
Brigade® Storage Cabinets	415
Brigade® Steel Bookcases	416
10500 Series Bookcases	436
1870/1890 Series Bookcases	437
Tables	
Huddle™ Multi-Purpose Tables	578-586
Utility Tables	610
Conference Tables	
Laminate Conference Tables	561-565
Tercero® Total Conference Room Solutions	567-571
Occasional Tables	
Laminate Occasional Tables	573
10500 Series Shared Components & Accessories	168-181

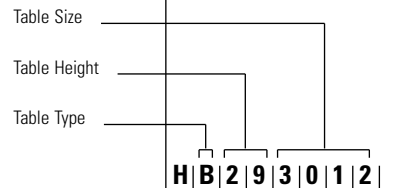
Cafeteria Tables

Not on GSA Contract

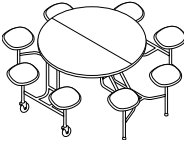
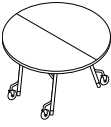
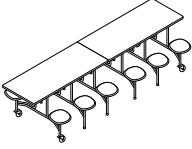
- ▶ All rectangular Cafeteria Tables shown on this page are UL Listed.
- ▶ 3/4" thick laminate top and bench (where applicable).
- ▶ All table tops and benches feature a permanent polyurea bonded edge. This sealed edge offers superior resistance to moisture and eliminates unsanitary food traps.
- ▶ High strength steel frame.
- ▶ 4" diameter ball-bearing swivel casters.
- ▶ Units ship blanket wrapped from the factory.
- ▶ **HON Limited 10-year Warranty.**

index accessories tables seating storage & files workstations desks

	Description	Model	Ship Weight	Cube	List
	Rectangular Bench Tables 144" L x 30" W x 29" H 144" L x 30" W x 27" H NOTES: Benches are 12"D. 4" diameter ball-bearing swivel casters. UL Listed.	HB293012 HB273012	316 311	51.6 51.6	\$3268 \$3268
	Rectangular Tables without Benches 144" L x 30" W x 29" H 144" L x 30" W x 27" H NOTES: 4" diameter ball-bearing swivel casters. UL Listed.	HR293012 HR273012	159 154	45.6 45.6	\$1736 \$1736
	Convertible Bench Tables 96" L x 29" H 96" L x 27" H NOTES: Bench is 12"D. 4" diameter ball-bearing swivel casters. UL Listed.	HC291508 HC271508	135 130	51.8 51.8	\$1579 \$1579

How to specify	Select Model Number from above.	1st Option Select Table Laminate	2nd Option Select Bench Laminate	3rd Option Select Frame Color
Table Size		CC Harvest DD Natural Maple G1 White	CC Harvest DD Natural Maple G1 White Specify for models HB293012, HB273012, HC291508 and HC271508 only	P Black
Table Height		C C .	C C .	P
Table Type				

- ▶ All Cafeteria Tables with Stools shown on this page are UL Listed.
- ▶ 3/4" thick laminate top.
- ▶ All table tops feature a permanent polyurea bonded edge. This sealed edge offers superior resistance to moisture and eliminates unsanitary food traps.
- ▶ High strength steel frame.
- ▶ Units ship blanket wrapped from the factory.
- ▶ **HON Limited 10-year Warranty.**

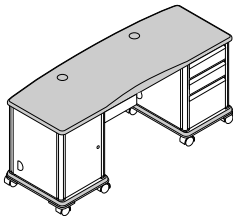
	Description	Model	Ship Weight	Cube	List
 <p>Open Market</p>	Round Tables with Stools				
	60" Diameter x 29"H	HRS2960	210	60.0	\$3222
	60" Diameter x 27"H	HRS2760	205	60.0	\$3222
	NOTES: 4" diameter ball-bearing swivel casters. Two-hand release mechanism. Stools are 13" diameter polypropylene. UL Listed.				
 <p>Open Market</p>	Round Tables without Stools				
	60" Diameter x 29"H	HRN2960	110	23.1	\$1336
	60" Diameter x 27"H	HRN2760	105	23.1	\$1336
	48" Diameter x 29"H	HRN2948	69	15.2	\$1199
	48" Diameter x 27"H	HRN2748	64	15.2	\$1199
	NOTES: 3" diameter ball-bearing swivel casters. Two-stage safety lock.				
 <p>Open Market</p>	Rectangular Tables with Stools				
	144"L x 30"W x 29"H	HS293012	265	49.1	\$3222
	144"L x 30"W x 27"H	HS273012	260	49.1	\$3222
	NOTES: 4" diameter ball-bearing swivel casters. Stools are 13" diameter polypropylene. UL Listed.				

How to specify	Select Model Number from above.	1st Option Select Table Laminate	2nd Option Select Stool Color	3rd Option Select Frame Color
Table Size	<div style="border: 1px solid black; padding: 2px; display: inline-block;">H</div> <div style="border: 1px solid black; padding: 2px; display: inline-block;">R</div> <div style="border: 1px solid black; padding: 2px; display: inline-block;">S</div> <div style="border: 1px solid black; padding: 2px; display: inline-block;">2</div> <div style="border: 1px solid black; padding: 2px; display: inline-block;">9</div> <div style="border: 1px solid black; padding: 2px; display: inline-block;">6</div> <div style="border: 1px solid black; padding: 2px; display: inline-block;">0</div>	CC Harvest DD Natural Maple G1 White Patterned	98 Green 11 Lava 91 Navy 40 Red Specify for models HRS2960, HRS2760, HS293012 and HS273012 only	P Black
Table Height				
Table Type				
		C C .	9 8 .	P

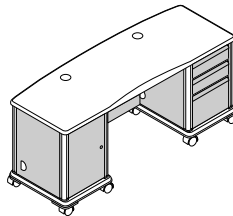
		Teacher's Station Top/Base	Teacher's Station Metal Surfaces	Teacher's Station Frames	Modular Storage Top/Base	Modular Storage Metal Surfaces	Modular Storage Frames	Student Desk Tops	Student Desk Upper Leg	Wall Rail System Metal Accessories	Wall Rail System Worksurfaces
PAINTED SURFACES	CODES										
Charcoal	S		•	•		•	•		•		
Light Gray	Q	•			•						•
Muslin	T3	•	•		•	•					•
Platinum	T1		•	•		•	•		•	•	
Reflection	T6	•			•						•
HARD PLASTIC	CODES										
Breeze	G9							•			
Harvest	CC							•			
Natural Maple	DD							•			
Sand	G8							•			
White	G1							•			
LAMINATES	CODES										
Harvest	CC	•			•						
Natural Maple	DD	•			•						
Sheer Mesh	A5	•			•						
Silver Mesh	B9	•			•						
T-MOLD	CODES										
Charcoal	S	•			•						
Platinum	K	•			•						

NOTE: When specifying Sand hard plastic, Muslin paint is the recommended coordinating color.
See diagrams below for "How to Specify" examples for Top/Base, Metal Surfaces and Frames.

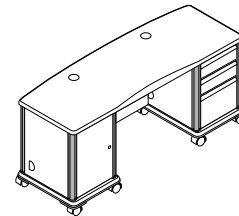
SmartLink Teacher Stations and Modular Storage cases require the specification of three color options when tops are specified with powder-coated MDF. A fourth option is required for the vinyl edge when a laminate top is specified. The illustrated shaded areas define the surfaces that relate to each color specification. The first color specification is for tops and bases, the second is for the metal surfaces color, the third is for the frame color and the fourth is for the T-Mold (when a laminate top is specified). On compact single pedestal teacher stations, the modesty panel and column leg assembly will match the specified painted metal surface color.



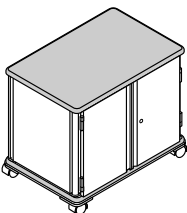
Teacher's Station Top and Base



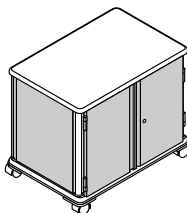
Teacher's Station Metal Surfaces



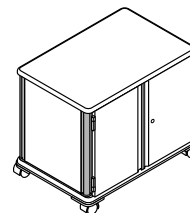
Teacher's Station Frames



Modular Storage Top and Base



Modular Storage Metal Surfaces



Modular Storage Frames

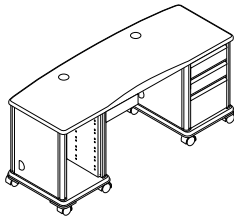
TEACHER STATION

SmartLink™

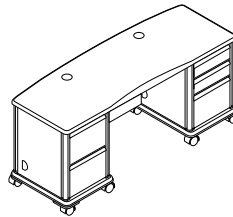
The following planning and specifying information is intended to help you imagine and create stimulating SmartLink classrooms that can integrate technology while helping rooms stay adaptable, organized and attractive. With just four basic product categories, SmartLink offers you everything you need to create flexible, clutter-free learning environments for students of all ages.

Teacher stations are available in two sizes. Select from the standard double pedestal model (26 x 72) or the compact single pedestal model (24 x 60) based upon your specific storage, technology and space needs. Select from two top/base options on either size. A laminate top with a soft feel t-mold edge provides a classic look with exceptional durability or a powder-coated MDF top for a more upscale look that features comfortable ergonomic edges.

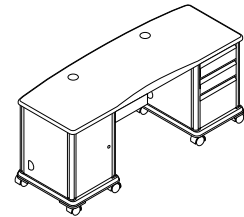
Teacher Station – Standard Double Pedestal



HLT2672-13.C



HLT2672-23.C



HLT2672-43.C

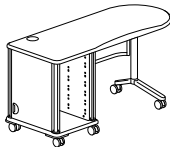
Storage

- Box/box/file pedestal is always standard on the right-hand side. Pedestal is locking.
- File/file pedestal or tray storage options on the left-hand side. Pedestal is locking.
- Left-hand tray storage option may be specified with or without a locking door.
- Tray storage has seven (7) openings to accommodate a mix of tray or 12''W shelf accessories (see modular storage section for information on tray/shelf capacity).
- Available kneespace is 33¼''W x 20''D for all models.
- Trays and 12''W shelves are specified and sold separately.
- Non-locking Center Drawer (HD8X) may be field installed in the kneespace. Tops are pre-drilled to accept the drawer.
- CPU holders (HCPU2, HCPU3) may be field installed in the kneewell. Tops are NOT pre-drilled for the CPU holder.
- Center drawers and CPU holders cannot be installed together.

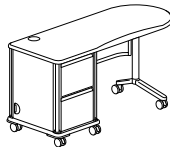
Cable Management

- Both the left-hand and right-hand end panels may be removed to provide access to power and cable management within the side power cabinet.
- Grommets are standard in each removable end panel allow a power cord to exit and be plugged into a floor or wall outlet.
- Two "Smart Grommets" with a wireway cover are standard on each station's top surface. Remove the wireway cover to field install optional USB hubs for convenient worksurface height access to USB ports.

Teacher Station – Compact Single Pedestal



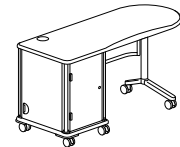
HLT2460-L1



HLT2460-L2



HLT2460-L3



HLT2460-L4

Storage

- Single pedestal desk available in Left-hand or Right-hand pedestal/storage configurations.
- Pedestal options include File/File locking, Box/Box/File locking, Tray Storage no/door, Tray Storage with locking door.
- Tray storage configuration accommodates seven (7) pairs of storage rails (Trays/Shelves/Rails specified separately).
- Storage trays are compatible with Modular Storage cases.

Technology

- The pedestals end panel may be removed to provide access to power and cable management within the side power cabinet.
- A grommet is standard in the removable end panel to allow a power cord to exit and be plugged into a floor or wall outlet.
- Side power cabinet accommodates the HLPC-PK06 plug strip and may be secured in the base without hardware or tools.
- A single "Smart Grommet" with a wireway cover is standard on each station's top surface. Remove the wireway cover to field install an optional USB hub for convenient worksurface height access to USB ports.

MODULAR STORAGE

SmartLink™ Modular Storage is comprised of cases, accessories and support rails. However, only the cases and accessories need to be specified. The following guidelines should help you plan and specify SmartLink Storage.

Planning Notes

- Cases*
- Select from two top/base options on the storage cases. A laminate top with a soft feel vinyl edge provides a classic look with exceptional durability or a powder-coated MDF top for a more upscale look with comfortable radius edges.
 - Storage cases do NOT include accessories. Accessories are specified and sold separately.
 - Case configurations are based off of 12''W or 30''W columns.
 - Internal case configurations cannot be changed (i.e., cannot change an HLSF52-3 to a HLSF52-21).
 - Cases are designed to allow the users to create a variety of accessory configurations using different tray heights and shelves.
 - Cases must be specified with or without locking doors.
 - Door models may be converted to non-door models in the field but non-door models CANNOT be field retrofit to add doors.

Accessories

- Accessories include trays in 3'', 6'' and 12'' heights, shelves in 12'' and 30'' widths and a 12''W coat rod.
- All accessories are sold and specified separately as kits and include 1 pair of storage rails per tray or shelf.
- The support rails simple "no tool" attachment method allows users to easily install and change rail (tray or shelf) positions as needed.

Kits include:

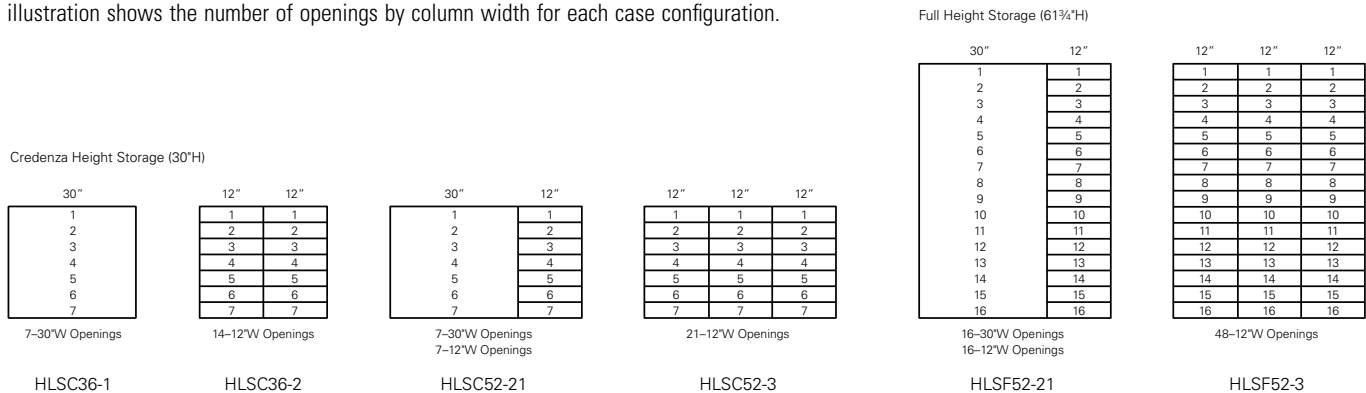
Accessory	Quantity Per Kit	Where Used
3''H trays	7 trays / 14 support rails	12''W columns only
6''H trays	4 trays / 8 support rails	12''W columns only
12''H trays	2 trays / 4 support rails	12''W columns only
12''W shelf	2 shelves / 4 support rails	12''W columns only
30''W shelf	2 shelves / 4 support rails	30''W columns only
Coat Rod	1 coat rod	12''W columns — Full Height case only

- Cabinet Whiteboard Bracket kit is available which allows whiteboards to be mounted to the back of the full height cabinets. Kit includes upper and lower rails with integrated marker tray and attachment hardware. Use wall rail sliding whiteboards. Rails will accept one (1) 48'' x 48'' board or two (2) 24'' x 48'' boards.

Specification Notes

- Number of accessory openings

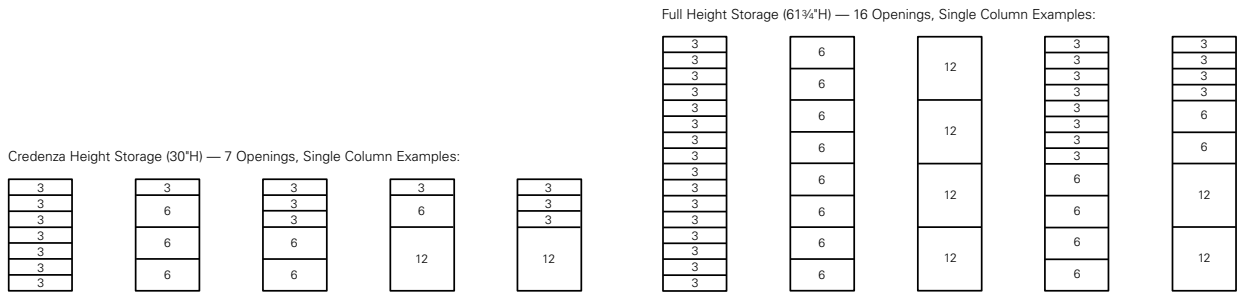
SmartLink storage cases are available in six (6) standard case types that feature combinations of 12'' or 30'' internal column widths. The following illustration shows the number of openings by column width for each case configuration.



- Openings used by Accessory type:

Accessory	Openings used per Accessory
3''H tray	1
6''H tray	2
12''H tray	4
12''W shelf	1
30''W shelf	1

- Any combination of trays or shelves (of common width) can be used as long as the openings used equal the total number of openings available per column. The following illustrations show a variety of tray configuration options. Numbers shown in the opening refers to the tray size.

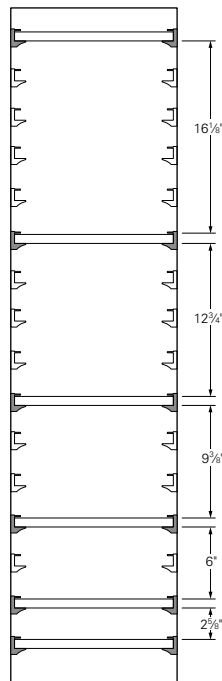


Using the information above, follow these guidelines to help determine accessory quantities.

- Determine the total number of available "openings" by width (12", 30") for each case type.
Example: HLSF52-3 has 3 columns of 16 openings, total 48 openings
- On a PER COLUMN basis, determine the desired tray/self configurations total number of opening used so they equal the total openings available per column. Total accessory quantities per case then multiply by the total number of like cases.
Example: If each column will have 2-12" trays, 2-6" trays and 4-3" trays. The number of openings used for this column combination is 16. Assuming all three columns are the same total tray quantities for this case will be 12-3", 6-6" and 6-12".
- Once total tray and shelf quantities are determined, simply divide by the kit quantity to determine the number of kits required.
Example: 3" trays = $12 \div 7 = 2$ kits, 6" trays = $6 \div 4 = 2$ kits, 12" trays = $6 \div 2 = 3$ kits

• Shelf Spacing

The clearance between shelves is approximately $3\frac{3}{8}$ " for every support rail that is not used between shelves. The following illustration shows the clearance between shelves when 0-4 support rail positions are not utilized.



STUDENT DESK

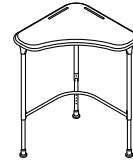
With the SmartLink™ student desk's innovative shape, you can create dynamic learning environments and every space can be tailored to fit the lesson plan whether the need is for individual, student/group collaboration or teacher centered layouts. In addition to the desk's innovative top shape you can also select from three leg configurations to meet your specific needs for classroom or collaborative spaces.



Model: HLD-M3A
Adjustable Height
23''-33'' Height Range



Model: HLD-M3F
Fixed Height
30'' Fixed Height



Model: HLD-M3T
Sit-to-Stand
30''-43'' Height Range

HON STUDENT SEATING & DESKS
PRODUCT SELECTION GUIDELINES

	SmartLink					Accomplish			GRADE LEVEL					
	SEAT HEIGHT	DESK HEIGHT	Adjustable	Sit-to-Stand	Fixed	4-Leg	Cantilever	Cantilever	K-2	3-5	6-8	9 and above		
CHAIR	12"	22"	M3A			CL4D		CL30	STAND 24"-30"	SIT 22"-27"				
	12"	23"												
	12"	24"												
	14"	25"												
	14"	26"												
	14"	27"												
	16"-18"	28"												
	16"-18"	29"												
STOOL	18"	30"	M3T		M3F					STAND 29"-35"		SIT 25"-30"		SIT 29"-30"
	22"	31"												
	22"	32"												
	22"-23"	33"												
	23"-24"	34"												
	24"-25"	35"												
	25"-26"	36"												
	26"-27"	37"												
	27"-28"	38"												
	28"-29"	39"												
	29"-30"	40"												
	30"-31"	41"												
32"	42"													
32"	43"	STAND 38"-43"												

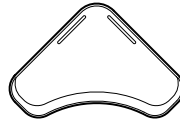
Desk height ranges for seated students at specified grade levels
 Desk height ranges for standing students at specified grade levels

Individual Layouts

- The non-handed top allows the desk to be positioned to better support right-handed or left-handed individuals or be used in a forward position.
- 30'' distance between legs is wheelchair friendly.



LH Position



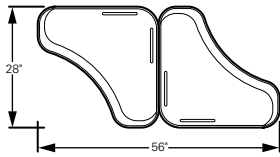
Forward Position



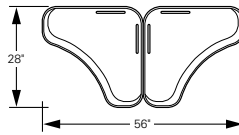
RH Position

Group/Collaborative Layouts

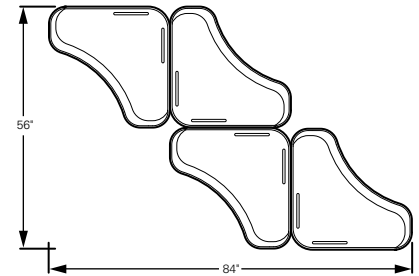
Below are examples of how the student desks can be configured to support multiple students or group activities.



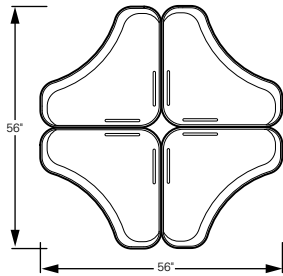
Student Desk
2-Desk Configuration



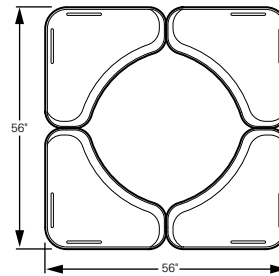
Opposing Student Desk
2-Desk Configuration



Student Desk
4-Desk Configuration



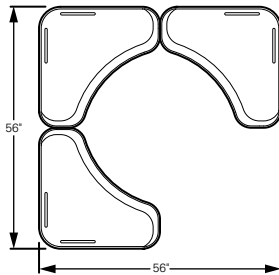
Student Desk
4-Desk Cluster Configuration



Student Desk
4-Desk Work Group Configuration
Can accommodate up to 8 students

Teacher Centered Layouts

- Reverse the layout and use the student desks instead of activity tables to create layouts for teacher centers that can accommodate up to 6 students.
- 23⁵/₈'' distance between legs when used from either side.

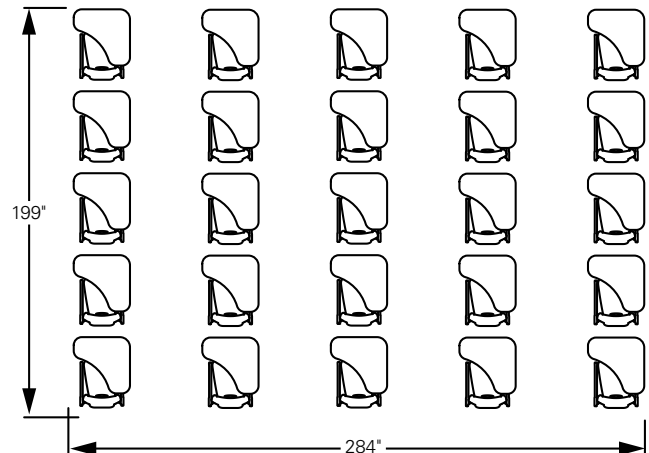


Teacher Centered Layout

Standard Row Layout

While a variety of classroom configurations are possible, a standard row layout shown below with 25 student desks utilizes a footprint of 199'' deep by 284'' wide. A 30 student desk row layout (5 rows deep by 6 rows wide) will require a footprint of 199'' deep by 348'' wide.

These dimensions are based upon 36''W aisles. Actual dimensions should be based upon local building codes.



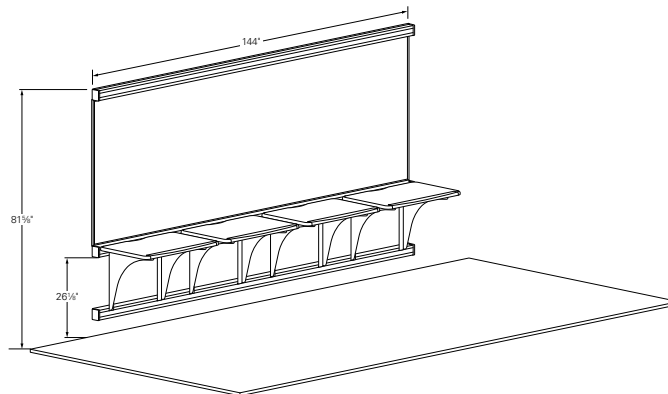
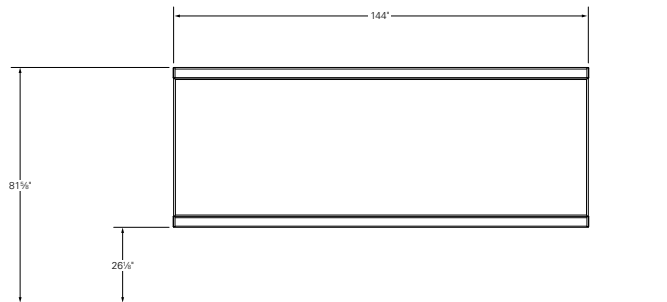
WALL RAIL SYSTEM

The SmartLink™ wall rail is a multi-layered, multi-functional system that can accommodate a variety of presentation boards, worksurfaces and accessories. The multiple tracks allow boards to be easily positioned and changed to support today's interactive learning environments.

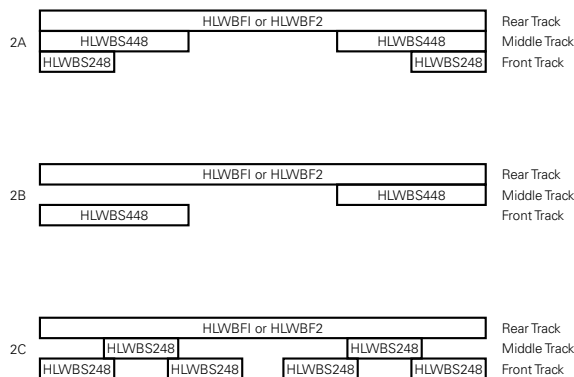
Planning Notes

- Installation of the wall rail system over existing white or chalkboards is not recommended.
- The rail and wall bracket provide three separate tracks for the Learning boards. The REAR or wall/bracket track is occupied by the fixed wall board. The MIDDLE and FRONT tracks are for sliding boards.
- To allow for greater utilization of the rear fixed board a maximum width of 96'' of sliding boards on the middle or front track is recommended.

The illustrations below show the overall wall space requirements for the rail system and recommended mounting height for use in K-12 classroom applications. It also shows how rail mounted worksurfaces may be used in conjunction with fixed and sliding presentation boards. This combined board and worksurface application requires three wall rails as shown. A maximum of four worksurfaces may be installed on each 12' rail section.



Sliding boards are removable and reversible so a wide variety of layouts are possible. The following illustrations highlight a couple of the more common applications. Layouts 2A and 2B provide the greatest amount of board space and overall flexibility. When used with rail mounted worksurfaces, use 24''W boards on the front rail as shown in 2C in front of each worksurface to provide information specific to that work area. Boards could then be added to the middle rail for information/work to be shared between the stations.

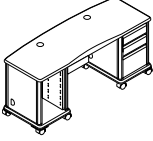
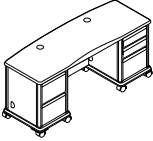
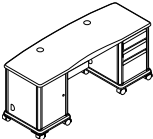


Specification Notes

- Model number HLWR-12 includes one (1) 12' rail section, nine (9) wall brackets and two (2) end caps.
- Boards and worksurfaces are specified individually.
- Hardware to mount to the wall brackets is not provided by HON and MUST BE SOURCED LOCALLY.
- Learning board only applications require two (2) HLWR-12 rails to be specified.
- Worksurface only applications require two (2) HLWR-12 rails to be specified.
- Combined board and worksurface applications require three (3) HLWR-12 rails to be specified.
- REFER TO PRODUCT INSTALLATION INSTRUCTIONS FOR DETAILED INSTALLATION INFORMATION.

- ▶ Tops/Bases can be Powder-Coated MDF or Laminate with t-mold edge.
- ▶ Powder-coated MDF tops feature comfort edge on user side and soft radius with rounded corners on all sides.
- ▶ Larger top size provides ample work/conference area or space for equipment.
- ▶ Bow-front on approach side.
- ▶ Standard with Heavy-duty 3", 360-degree swivel casters, 4-locking, 4-non-locking.
- ▶ Base corner bumpers standard with powder-coated MDF tops/bases.
- ▶ Storage options include: Locking box/box/file, locking file/file, tray storage with locking door, tray storage or no door.
- ▶ Tray storage option accommodates up to seven 3"H trays. Specify trays separately (see page 636).
- ▶ Trays are compatible with Modular Storage cases.
- ▶ Kneewell space accommodates separately specified and field installed non-locking center drawer and CPU holders (see page 625).
- ▶ End panels are removable to access standard power management cabinets on both ends of the station for safe and secure storage of plug-strips, power cords and cables.
- ▶ Power Management Cabinet accommodates H LPC-PK06 power kit. (specified separately)
- ▶ Removable end panels have one outside cord management grommet.
- ▶ Full width cable management system provides easy access to and from each side cabinet.
- ▶ Standard with two Smart Grommets with wireway covers.
- ▶ Smart Grommets accept optional USB inserts (see page 633).



	Description	Model	Ship Weight	Cube	List Price by Top	
					Powder-Coated MDF (No Designator Not Specified)	Laminate/T-Mold "T"
	Teacher Station 72"W x 26"D x 30"H Tray Storage, left, no door Box/Box/File Pedestal, right	HLT2672(?) -13	234	37.2	\$1732	\$1529
	Teacher Station 72"W x 26"D x 30"H File/File Pedestal, left Box/Box/File Pedestal, right	HLT2672(?) -23	254	37.2	\$1862	\$1653
	Teacher Station 72"W x 26"D x 30"H Tray Storage, left, locking door Box/Box/File Pedestal, right	HLT2672(?) -43	234	37.2	\$1872	\$1662

deskings
workstations
storage & files
seating
tables

education

accessories
index

How to specify	1st Option	2nd Option	3rd Option	4th Option	5th Option
Select Model Number from above	Select Casters C Hard Surface (no upcharge)	Select Top and Base Color Powder-Coated MDF Q Light Gray T3 Muslin T6 Reflection Laminate See page 624	Select Metal Surface Color S Charcoal T3 Muslin T1 Platinum	Select Frame Color See page 624	Select T-Mold Edge Color See page 624 Specify for laminate models only
	H L T 2 6 7 2 T - 1 3 . C .	A 5 .	T 1 .	T 1 .	K

SmartLink™ Teacher Stations

GSA SIN 71-302



- ▶ Single pedestal available in right and left handed configurations.
- ▶ Tops can be Powder-Coated MDF or Laminate with T-Mold.
- ▶ D-shape top encourages conferencing and provides ample work and conference area.
- ▶ Powder-Coated MDF tops feature comfort edge on user side.
- ▶ Standard with Heavy-duty 3", 360-degree swivel casters, 3-locking, 3-non-locking.
- ▶ Base corner bumpers standard with powder-coated MDF tops/bases.
- ▶ Standard with modesty panel.
- ▶ Storage options include: Locking box/box/file, locking file/file, tray storage with locking door, tray storage or no door.
- ▶ Tray storage option accommodates up to seven 3"H trays. Specify trays separately (see page 636).
- ▶ Trays are compatible with Modular Storage cases.
- ▶ End panel is removable to access standard power management cabinets on the end of the station for safe and secure storage of plug-strips, power cords and cables.
- ▶ Power Management Cabinet accommodates H LPC-PK06 power kit. (specified separately)
- ▶ Removable end panel has one outside cord management grommet.
- ▶ Modesty and column leg will match the specified metal surface color.
- ▶ Standard with one Smart Grommet with wireway cover.
- ▶ Smart Grommet accepts optional USB insert (see page 633).



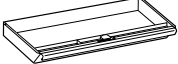
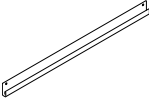
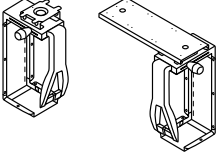
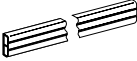
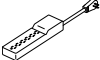


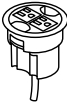
	Description	Model	Ship Weight	Cube	List Price by Top	
					Powder-Coated MDF (No Designator Not Specified)	Laminate/ T-Mold "T"
	Teacher Station 60"W x 24"D x 30"H Tray Storage, Single Pedestal, right	HLT2460(?) -R1	136	29.3	\$1466	\$1310
	Teacher Station 60"W x 24"D x 30"H Tray Storage, Single Pedestal, left	HLT2460(?) -L1	136	29.3	\$1466	\$1310
	Teacher Station 60"W x 24"D x 30"H File/File Storage, Single Pedestal, right	HLT2460(?) -R2	136	29.3	\$1597	\$1436
	Teacher Station 60"W x 24"D x 30"H File/File Storage, Single Pedestal, left	HLT2460(?) -L2	136	29.3	\$1597	\$1436
	Teacher Station 60"W x 24"D x 30"H Box/Box/File Storage, Single Pedestal, right	HLT2460(?) -R3	136	29.3	\$1653	\$1488
	Teacher Station 60"W x 24"D x 30"H Box/Box/File Storage, Single Pedestal, left	HLT2460(?) -L3	136	29.3	\$1653	\$1488
	Teacher Station 60"W x 24"D x 30"H Tray with Locking Door, Single Pedestal, right	HLT2460(?) -R4	136	29.3	\$1663	\$1498
	Teacher Station 60"W x 24"D x 30"H Tray with Locking Door, Single Pedestal, left	HLT2460(?) -L4	136	29.3	\$1663	\$1498

How to specify	1st Option	2nd Option	3rd Option	4th Option	5th Option
Select Model Number from above	Select Casters C Hard Surface (no upcharge)	Select Top and Base Color Powder-Coated MDF Q Light Gray T3 Muslin T6 Reflection Laminate See page 624	Select Metal Surface Color S Charcoal T3 Muslin T1 Platinum	Select Frame Color See page 624	Select T-Mold Edge Color See page 624 Specify for laminate models only
	H L T 2 4 6 0 T - R 1 . C .	B 9 .	T 1 .	T 1 .	K

Icon Legend on page 11

- ▶ Accessory rail mounts to either side of the Teachers Station or Storage Cases.
- ▶ Accessory Rail accepts file folder, CD/Pencil holder or other accessories (see page 641).
- ▶ Metal Center drawer mounts within kneespace of 26" x 72" Teachers Stations.
- ▶ Center drawer has ball-bearing suspension with 3/4 extension.
- ▶ Side panel power kit fits within side panel power management cabinets.
- ▶ Expand the desk top capabilities with USB hub insert.
- ▶ Laptop security lock secures notebook computers and other electronic devices.



	Description	Model	Ship		
			Weight	Cube	List
 (Angled front)	Metal Center Drawer, non-locking 24 ³ / ₄ "W x 14 ³ / ₄ "D x 3"H NOTES: Not for use on 24" x 60" Teacher's Stations. Field installed. Non-locking. Minimum clearance for mounting: 27 ³ / ₈ "W x 19 ¹ / ₄ "D. Specify paint. Available in Charcoal (S), Platinum (T1) or Muslin (T3). SPECIFYING EXAMPLE: HD8X.S	HD8X	12.0	1.2	\$ 142
	Accessory Rail (side mount) 21"W x 1/2"D x 1 1/2"H NOTES: Field installed. See page 641 for accessory options. 21" Usable width. Specify paint.	HLTA-TR24	3.0	0.3	\$ 127
	CPU Holders <ul style="list-style-type: none"> • Vertically mounts to underside of worksurface at end panel. • Holds tower computers or desk top computers in vertical position. • Model HCPU2 holds units in fixed position. • Models HCPU3 features retractable suspension system. ▲ Black finish only.	HCPU2 HCPU3	7.5 12.0	0.5 0.5	\$ 139 \$ 199
<i>Above models receive Initiate Panel Systems discounting.</i>					
 Black only	Wire Manager (92"L) NOTES: Self-adhesive backing attached to underside of worksurfaces. ▲ Black finish only.	HHEV920	10.0	0.5	\$ 89
	Side Panel Power Kit <ul style="list-style-type: none"> • 6-outlet plug strip with 6' cord. 360° plug. ▲ No color specification, white only. Must be ordered with a configurable end product. If ordered separately, not on GSA Contract.	HLPC-PK06	9.0	0.4	\$ 68
	Security Lock, Laptop <ul style="list-style-type: none"> • 6' coated steel cable, pivot clamp. • Two keyed alike padlocks. Must be ordered with a configurable end product. If ordered separately, not on GSA Contract.	HLPC-SL1	7.0	0.2	\$ 78
	USB Hub, 3' Grommet Mount <ul style="list-style-type: none"> • Fits in either 3" round grommet holes on the Teacher's Station. • Field installed with Plug-and-play ease. • Specify: Black (P) or Matte Chrome (Z9) finish. Must be ordered with a configurable end product. If ordered separately, not on GSA Contract.	HGRMTUSB	7.0	0.9	\$ 89
	Power Hub, 3' Grommet Mount <ul style="list-style-type: none"> • Fits in 3" round grommet holes on the following product lines: SmartLink, Huddle, Vicinity, Attune, Arrive, Announce, Park Avenue Veneer, Initiate Worksurfaces, Abound Worksurfaces, Pennsylvania Avenue. • Two grounded AC power outlets. • Includes 6' cord with three-prong plug. • Field installed with Plug-and-play ease. ▲ Available in black only (no color designation so use .X – Specify: HGRMTAC.X).	HGRMTAC	1.3	0.2	\$ 86

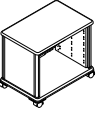
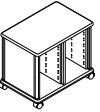
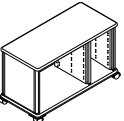
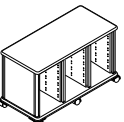
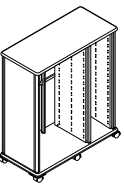
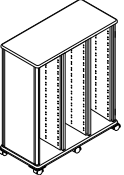
How to specify	Select Model Number from above H L T A - T R 2 4 . S 	1st Option Select Frame Color S Charcoal T3 Muslin T1 Platinum S
----------------	--	---

Icon Legend on page 11

- ▶ Available in credenza height (30") or full height cases (61¾").
- ▶ Available with or without 3-point locking doors.
- ▶ Tops and bases can be Powder-Coated MDF or Laminate with T-Mold edge.
- ▶ Cases will accept a variety of storage accessories including trays, shelves and coat rods.
- ▶ Specify trays, shelves or coat rod accessories separately, see page 636.
- ▶ See specification/planning section on capacity for accessories (see pages 626-627).
- ▶ Standard with Heavy-duty 3", 360-degree swivel casters, 36" with case includes four casters (2-locking, 2-non-locking). 52" W cases include six casters (3-locking, 3-non-locking).
- ▶ Base corner bumpers standard with Powder-Coated MDF tops and bases.
- ▶ Full height cases accept a coat rod in the 12" W columns only.

▲ **Powder-Coated MDF tops only are Certified SCS Indoor Advantage™ GOLD**

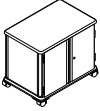
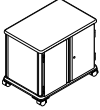
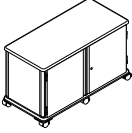
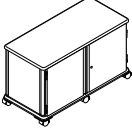
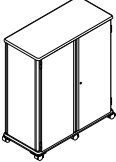
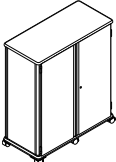


	Description	Model	Ship Weight	Cube	List Price by Top	
					Powder-Coated MDF (No Designator Not Specified)	Laminate/T-Mold "T"
	Modular Storage Cabinet, Credenza Height 1 – 30" W Column 36¾" W x 24¼" D x 30" H NOTES: Capacity is dependent upon tray heights used. See tray kits on page 636. Accepts up to seven pairs of rails per column.	HLSC36(?) - 1N	98	17.7	\$ 915	\$ 778
	Modular Storage Cabinet, Credenza Height 2 – 12" W Columns 36¾" W x 24¼" D x 30" H NOTES: Capacity is dependent upon tray heights used. See tray kits on page 636. Accepts up to seven pairs of rails per column.	HLSC36(?) - 2N	103	17.7	\$1002	\$ 861
	Modular Storage Cabinet, Credenza Height 1 – 30" W Left-hand Column 1 – 12" W Right-hand Column 52¾" W x 24¼" D x 30" H NOTES: Capacity is dependent upon tray heights used. See tray kits on page 636. Accepts up to seven pairs of rails per column.	HLSC52(?) - 21N	154	25.3	\$1178	\$1001
	Modular Storage Cabinet, Credenza Height 3 – 12" W Columns 52¾" W x 24¼" D x 30" H NOTES: Capacity is dependent upon tray heights used. See tray kits on page 636. Accepts up to seven pairs of rails per column.	HLSC52(?) - 3N	159	25.3	\$1265	\$1084
	Modular Storage Cabinet, Full Height 1 – 30" W Left-hand Column 1 – 12" W Right-hand Column 52¾" W x 24¼" D x 61¾" H NOTES: Capacity is dependent upon tray heights used. See tray kits on page 636. Accepts up to sixteen pairs of rails per column.	HLSF52(?) - 21N	254	15.4	\$1598	\$1403
	Modular Storage Cabinet, Full Height 3 – 12" W Columns 52¾" W x 24¼" D x 61¾" H NOTES: Capacity is dependent upon tray heights used. See tray kits on page 636. Accepts up to sixteen pairs of rails per column.	HLSF52(?) - 3N	264	51.4	\$1770	\$1566

How to specify	1st Option	2nd Option	3rd Option	4th Option	5th Option
Select Model Number from above	Select Casters	Select Top and Base Color	Select Metal Surface Color	Select Frame Color	Select T-Mold Edge Color
	C Hard Surface (no upcharge)	Powder-Coated MDF Q Light Gray T3 Muslin T6 Reflection Laminate See page 624	S Charcoal T3 Muslin T1 Platinum	See page 624	See page 624 Specify for laminate top models only
H L S C 5 2 - 2 1 N .	C .	T 3 .	T 1 .	T 1 .	K

- Available in credenza height (30") or full height cases (61¾").
- Available with or without 3-point locking doors.
- Tops and bases can be Powder-Coated MDF or Laminate with T-Mold edge.
- Cases will accept a variety of storage accessories including trays, shelves and coat rods.
- Specify trays, shelves or coat rod accessories separately, see page 636.
- See specification/planning section on capacity for accessories (see pages 626-627).
- Standard with Heavy-duty 3", 360-degree swivel casters, 36" with case includes four casters (2-locking, 2-non-locking), 52"W cases include six casters (3-locking, 3-non-locking).
- Base corner bumpers standard with Powder-Coated MDF tops and bases.
- Full height cases accept a coat rod in the 12"W columns only.



	Description	Model	Ship Weight	Cube	List Price by Top	
					Powder-Coated MDF (No Designator Not Specified)	Laminate/T-Mold "T"
	Modular Storage Cabinet, Credenza Height 1 – 30"W Column 36¾"W x 24¼"D x 30"H NOTES: Capacity is dependent upon tray heights used. See tray kits on page 636. Accepts up to seven pairs of rails per column.	HLSC36(?) -1D	114	17.7	\$1216	\$1065
	Modular Storage Cabinet, Credenza Height 2 – 12"W Columns 36¾"W x 24¼"D x 30"H NOTES: Capacity is dependent upon tray heights used. See tray kits on page 636. Accepts up to seven pairs of rails per column.	HLSC36(?) -2D	119	17.7	\$1303	\$1148
	Modular Storage Cabinet, Credenza Height 1 – 30"W Left-hand Column 1 – 12"W Right-hand Column 52¾"W x 24¼"D x 30"H NOTES: Capacity is dependent upon tray heights used. See tray kits on page 636. Accepts up to seven pairs of rails per column.	HLSC52(?) -21D	174	25.3	\$1494	\$1302
	Modular Storage Cabinet, Credenza Height 3 – 12"W Columns 52¾"W x 24¼"D x 30"H NOTES: Capacity is dependent upon tray heights used. See tray kits on page 636. Accepts up to seven pairs of rails per column.	HLSC52(?) -3D	179	25.3	\$1581	\$1385
	Modular Storage Cabinet, Full Height 1 – 30"W Left-hand Column 1 – 12"W Right-hand Column 52¾"W x 24¼"D x 61¾"H NOTES: Capacity is dependent upon tray heights used. See tray kits on page 636. Accepts up to sixteen pairs of rails per column.	HLSF52(?) -21D	286	51.4	\$2143	\$1921
	Modular Storage Cabinet, Full Height 3 – 12"W Columns 52¾"W x 24¼"D x 61¾"H NOTES: Capacity is dependent upon tray heights used. See tray kits on page 636. Accepts up to sixteen pairs of rails per column.	HLSF52(?) -3D	296	51.4	\$2143	\$1921

How to specify	1st Option	2nd Option	3rd Option	4th Option	5th Option
Select Model Number from above H L S C 5 2 - 2 1 D .	Select Casters C Hard Surface (no upcharge)	Select Top and Base Color Powder-Coated MDF Q Light Gray T3 Muslin T6 Reflection Laminate See page 624	Select Metal Surface Color S Charcoal T3 Muslin T1 Platinum	Select Frame Color See page 624	Select T-Mold Edge Color See page 624 Specify for laminate top models only
	C .	T 3 .	T 1 .	T 1 .	K

- ▶ New mounting bracket model HLSA-WBK52 mounts whiteboard to back of full-height Modular Storage unit.
- ▶ For use in Modular Storage cases and Teachers Station with tray storage.
- ▶ Trays for use in 12'' width columns only. Shelves are available for use in 12'' and 30'' width columns.
- ▶ Trays and shelves hang off a pair of accessory rails.
- ▶ Trays and shelves are sold in "kit quantities" and include necessary accessory rails for installation.
- ▶ 12'' trays accept rails to accommodate hanging file folders (side-to-side).
- ▶ All accessories are field installed.
- ▶ Trays feature front and rear handles for easy handling and are translucent for visibility to contents.
- ▶ All shelves feature an integrated finger pull and safety mechanism to prevent accidental removal.
- ▶ Coat rod is for use full height cases, 12''W columns only.
- ▶ See pages 626-629 for specifying details.



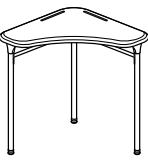

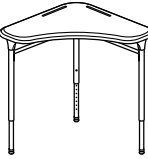



	Description	Model	Ship Weight	Cube	List
	Tray Kits				
	3''H, 7 trays and 14 rails per kit	HLSA-TK3	12.0	2.7	\$ 145
	6''H, 4 trays and 8 rails per kit	HLSA-TK6	10.0	2.7	\$ 99
	12''H, 2 trays and 4 rails per kit	HLSA-TK12	7.0	2.7	\$ 75
	NOTES: Field installed. See pages 626-629 for specifying guidelines. ▲ Translucent SPECIFYING EXAMPLE: HLSA-TK3.X				
	Shelf Kits, 2 shelves and 4 rails per kit				
	12''W x 24''D 30''W x 24''D	HLSA-SK1220 HLSA-SK3020	14.0 28.0	0.6 1.2	\$ 215 \$ 314
	NOTES: Field installed. See pages 626-629 for specifying guidelines. Specify color.				
	Coat Rod, Single Unit 12''W x 1'' diameter	HLSA-CR12	0.5	0.1	\$ 73
	NOTES: Use with Full-height cases, 12'' columns only. Field installed. ▲ Anodized finish only.				
	Hanging Folder Rail Kit 12''W Rails 4 rails per kit, each tray uses 2 rails	HLSA-HRK	0.5	0.2	\$ 27
	NOTES: Use with 12'' trays only. Field installed. ▲ Anodized finish only.				
	Cabinet Whiteboard Mounting Bracket 52''W Includes 1 pair (upper and lower) of rails and mounting hardware.	HLSA-WBK52	5.0	0.3	\$ 134
	<ul style="list-style-type: none"> • Accommodates: 1 – 48'' x 48'' Sliding Board or 2 – 24'' x 48'' Sliding Boards • Compatible Sliding Boards (see page 640) HLWBS-448WW HLWBS-248WW HLWBS-448WT HLWBS-248WT • Requires field installation. NOTES: For use on full-height cabinets only. Rails feature an integrated marker tray. Specify Charcoal (S) or Platinum (T1) color. SPECIFYING EXAMPLE: HLSA-WBK52.S				

How to specify	<p>Select Model Number from above</p> <p>H L S A – S K 1 2 2 0 . T 3</p>	<p>1st Option</p> <p>Select Shelf Color</p> <p>Q Light Gray T3 Muslin T6 Reflection</p>
----------------	--	--

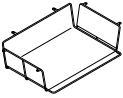


Icon Legend on page 11

- ▶ Non-handed desk top constructed of hard plastic, includes dual pencil grooves.
- ▶ Comfort edge on user side and soft radius with rounded corners on all sides.
- ▶ Legs ship unattached for easy field installation.
- ▶ Upper leg is painted, lower leg standard chrome finish on Adjustable and Sit-to-Stand models.
- ▶ Sit-to-Stand model standard with bell glides.
- ▶ Sit-to-Stand is height adjustable from 30"-43"H and includes a footrest.
- ▶ Nylon swivel glides are standard on adjustable and fixed leg models.
- ▶ Accepts optional felt glide caps (HGDK3-F) which are recommended for softer floors including VCT.
- ▶ Wheelchair friendly, 29.60" distance between legs on user side. Outside distance between legs is 23 3/4".
- ▶ Accepts optional book basket (HLDA-15) and backpack hooks (HCLA65). Not for use with HCLA50 or HCLA45 book baskets.



	Description	Model	Ship Weight	Cube	List
	Student Desk, Fixed Height 28"W x 28"W, User side 36 1/4"W 30" Fixed Height  Student Desks are ordered and shipped two (2) desks per carton. Legs and cross-brace ship unattached. Pricing shown is per carton. Ordering two of model HLD-M3F will result in 2 cartons being shipped, giving you 4 desks.	HLD-M3F E♦A	63	5.5	\$ 578
	Student Desk, Adjustable Height 28"W x 28"W, User side 36 1/4"W Adjustable: 23"-33" height adjustment range. Legs ship pre-set for 30" overall desk height when installed. SPECIFICATION TIP: Consider available kneespace when specifying under desk storage Wire Book Box. Available kneespace will vary significantly given set desk height. Use the following example to calculate the available and usable kneespace. EXAMPLE: HLD-M3A Student Desk, HCL18 Accomplish Chair, HLDA-15 Wire Book Box (user set desk height – top thickness – seat height = available kneespace) (29"H – 1" thickness – 18" seat height = 10" available kneespace) (available kneespace – book basket/box height = usable kneespace) (10" available kneespace – 5" basket height = 5" usable kneespace)  Student Desks are ordered and shipped two (2) desks per carton. Legs and cross-brace ship unattached. Pricing shown is per carton. Ordering two of model HLD-M3A will result in 2 cartons being shipped, giving you 4 desks.	HLD-M3A E♦A	59 S	5.5	\$ 578
	Student Desk, Sit-to-Stand 28"W x 28"W, User side 36 1/4"W Adjustable: 30"-43" height adjustment range Leg height is set during field installation.  Student Desks are ordered and shipped two (2) desks per carton. Legs ship unattached. Pricing shown is per carton. Ordering two of model HLD-M3T will result in 2 cartons being shipped, giving you 4 desks.	HLD-M3T E♦A	65	5.5	\$ 823

How to specify	1st Option	2nd Option	3rd Option
Select Model Number from above H L D – M 3 A .	Select Glide Option E Hard Surface (no upcharge) (Fixed or Adjustable models only) G Bell Glide (Sit-to-stand model only) E .	Select Top Color G9 Breeze CC Harvest DD Natural Maple G8 Sand G1 White G 9 .	Select Upper Leg Color S Charcoal T1 Platinum S

	Description	Model	Ship Weight	Cube	List
	<p>Wire, Book Box (4 per carton) 19½"W x 13"D x 5"H</p> <p>NOTES: Attaches to bottom of desk with 6 screws, included. Field installed. For use on model HLD-M3A, HLD-M3F or HLD-M3T. Features integrated, full-width pencil holder. Bent wire and perforated steel construction for durability and visibility.</p> <p>⚠ Platinum finish only.</p> <p>Must be ordered with a configurable end product. If ordered separately, not on GSA Contract.</p>	H LDA-15 E⚡A	15 [S]	2.0	\$ 169
	<p>Back Pack Hook (10 per carton)</p> <p>NOTES: Assembly: attaches to bottom of desk with (2) screws, included.</p> <p>⚠ Available in Chrome finish only.</p> <p>Must be ordered with a configurable end product. If ordered separately, not on GSA Contract.</p>	H CLA65 E⚡A	10 [S]	0.1	\$ 72
	<p>Glide Kit — 4-Leg Felt Glide</p> <ul style="list-style-type: none"> • Recommended for use on VCT flooring. • Caps easily and securely snap over existing nylon swivel glide. • Kit includes 100 caps for 33 desks. • Field installed. <p>⚠ Not designed to be used with Sit-to-Stand Bell Glides (model HLD-M3T).</p> <p>Must be ordered with a configurable end product. If ordered separately, not on GSA Contract.</p>	H GDK3-F	2 [S]	0.2	\$ 95

How to specify

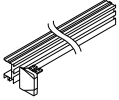
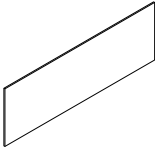
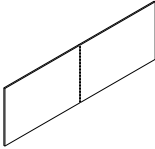

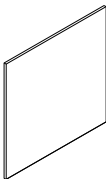


Select Model Number from above

H | L | D | A | - | 1 | 5 |

⚠ E⚡A [S] Icon Legend on page 11

- ▶ Multi-functional wall rails can accommodate whiteboards, worksurfaces and organizational accessories. See below and page 641.
- ▶ Sliding learning boards may be attached to the back of Mobile, full height cabinets with bracket kit HLSA-WBK52 (see page 636).
- ▶ Multi-track rail allows for up to three layers of whiteboards. Rear track supports a fixed board, middle and front tracks support sliding boards. Outer rail channel is for attachment of worksurfaces and organizational accessories.
- ▶ Sliding learning boards are removable and reversible.
- ▶ All fixed and sliding boards:
 - Require two (upper and lower) rails for installation.
 - Feature a full aluminum frame.
 - Are high quality porcelain over steel and non-shadowing.
 - Are low gloss for projection use and allows for use of magnets.



	Description	Model	Ship Weight	Cube	List
	Wall Rail 144'' NOTES: Rail model includes: 1 – 144'' rail, 9 – wall mounting brackets and 2 – rail end caps. ▲ Must be mounted in accordance with published installation instructions. Wall mounting hardware NOT INCLUDED. Must be sourced locally. ▲ Platinum finish only.	HLWR-12	22	1.4	\$ 585
	Learning Board, Fixed Whiteboard, 1-sided 144''W x 48''H, Quantity 1 SPECIFYING EXAMPLE: HLWBF1-1248W.X	HLWBF1-1248W	124	13.0	\$1405
	Learning Board, Fixed Whiteboards, 1-sided 72''W x 48''H, Quantity 2 with spacer (included) NOTES: Includes center cover/spacer. SPECIFYING EXAMPLE: HLWBF2-1248W.X	HLWBF2-1248W	125	6.7	\$1405
	Learning Board, Sliding Whiteboard/Whiteboard 48''W x 48''H 24''W x 48''H NOTES: May be used with HLSA-WBK52 to mount to the back of full-height Mobile Cabinets. (See page 636). SPECIFYING EXAMPLE: HLWBS-448WW.X	HLWBS-448WW HLWBS-248WW	47 26	4.6 2.5	\$ 676 \$ 429
<i>Model HLWBS-248WW shown</i>					
	Learning Board, Sliding Whiteboard/Tackboard 48''W x 48''H 24''W x 48''H NOTES: May be used with HLSA-WBK52 to mount to the back of full-height Mobile Cabinets. (See page 636). Tackboard Side available in the following fabrics: Lucy Neutra (LC24), Element Veil (GN13), Element Warm Beige (GN55) SPECIFYING EXAMPLE: HLWBS-448WT.X.GN13	HLWBS-448WT HLWBS-248WT	64 34	4.6 2.5	\$ 703 \$ 448
<i>Model HLWBS-448WT shown</i>					
	Worksurface 34''W x 22''D x 1''H NOTES: Specify top finish and cantilever — see page 624. Requires two wall rails for mounting. Wire management opening in back — includes cantilever mounting brackets, with anti-dislodgement feature. Fixed 30'' height. Does not interfere with sliding boards. Comfort edge on user side and soft radius with rounded corners on all other sides. ▲ Cantilever in Platinum only. SPECIFYING EXAMPLE: Model.Top Finish.Cantilever HLWW-R2234.Q.T1	HLWW-R2234	28 	5.5	\$ 321

How to specify	1st Option	2nd Option
Select Model Number from above H L W B S - 4 4 8 W T .	Select Side A Color X Whiteboard X .	Select Tackboard Fabric GN13 Element Veil GN55 Element Warm Beige LC24 Lucy Neutra Specify for models HLWBS-448WT and HLWBS-248WT only G N 1 3

► Accessories below to be used on the Wall Rail System — see page 640.











► All accessories mount on the rail's outer channel and may be used with sliding boards.

► All accessories may be mounted and moved to any position along the width of the rail.

► All accessories may be easily removed from the rail with the exception of the All-Purpose Hook. All-Purpose Hook can slide horizontally along the rail but cannot be removed without removing a rail end cap.

⚠ **All Purpose Hook Model HPPMHK is available in Platinum Metallic (T1) only.**



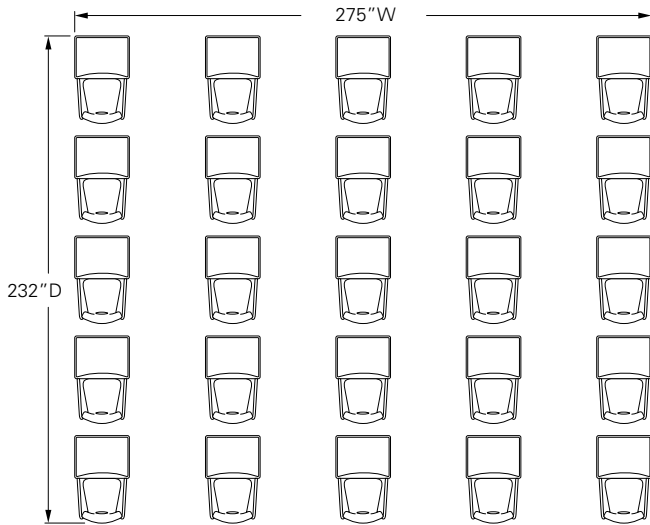
	Description	Model	Ship Weight	Cube	List
	Marker Tray (Single Pack) 7''W x 3½''D x 2''H NOTES: Holds dry-erase markers, push pins and other small objects.	HPPMMT	1 	0.2	\$ 59
	Paper Clip (2 per carton) 5''W x 2''H NOTES: Use individually for artwork or smaller items. Use in pairs for larger notepad size pieces of paper.	HPPMPC	1 	0.2	\$ 59
	All Purpose Hook (10 per carton) NOTES: Use for hanging back-packs, coats and other items. Hooks slide horizontally and cannot be removed without first removing the rail end cap. ⚠ Specify paint — Platinum Metallic only.	HPPMHK	1 	0.2	\$ 139
 SIN 711-2	CD/Pencil Holder 5¼''W x 1½''D x 5''H NOTES: Installs on the Wall Rail or Accessory Rail (HLTA-TR24) for use on the Teacher's Desk or Storage Cases. May also be mounted on Folder Bins.	HPPMPB	1 	0.2	\$ 69
 SIN 711-2	Folder Bin 12¼''W x 1¼''D x 9''H NOTES: Installs on the Wall Rail or Accessory Rail (HLTA-TR24) for use on the Teacher's Desk or Storage Cases. Folder Bin may be mounted (stacked) to each other.	HPPMFB	2 	0.3	\$ 69

How to specify	<p>Select Model Number from above</p> <p>H P P M M T .</p>	<p>1st Option</p> <p>Select Paint Color</p> <p>S Charcoal T3 Muslin T1 Platinum Metallic (\$10 upcharge) Model HPPMHK available in Platinum Metallic only</p> <p>T 1 </p>
----------------	--	--

   Icon Legend on page 11



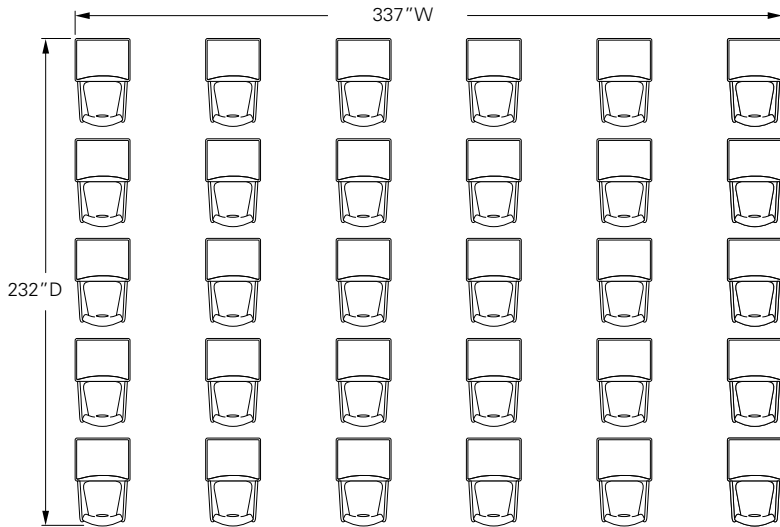
Components used are listed on pages 644-645. Order components individually.
Other configurations are possible, including various sizes of some components.



NOTES: Dimensions are based on 36"W aisles. Actual dimensions should be based on local building codes.

Combination Chair Desks
275"W x 232"D

Line Item	Product Description	Qty	Model Number	List Price	Price Extension	Qty	Model Number	List Price	Price Extension	Qty	Model Number	List Price	Price Extension
1	Combo Desk and Chair	13	HCL8HPB	\$790	\$10,270	13	HCL8MPB	\$676	\$8,788	13	HCL71HPB	\$821	\$10,673
			TOTAL:	\$10,270			TOTAL:	\$8,788			TOTAL:	\$10,673	

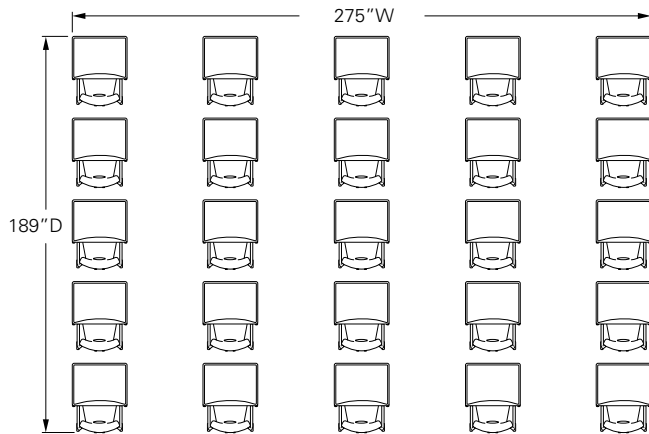


NOTES: Dimensions are based on 36"W aisles. Actual dimensions should be based on local building codes.

Combination Chair Desks
337"W x 232"D

Line Item	Product Description	Qty	Model Number	List Price	Price Extension	Qty	Model Number	List Price	Price Extension	Qty	Model Number	List Price	Price Extension
1	Combo Desk and Chair	15	HCL8HPB	\$790	\$11,850	15	HCL8MPB	\$676	\$10,140	15	HCL71HPB	\$821	\$12,315
			TOTAL:	\$11,850			TOTAL:	\$10,140			TOTAL:	\$12,315	

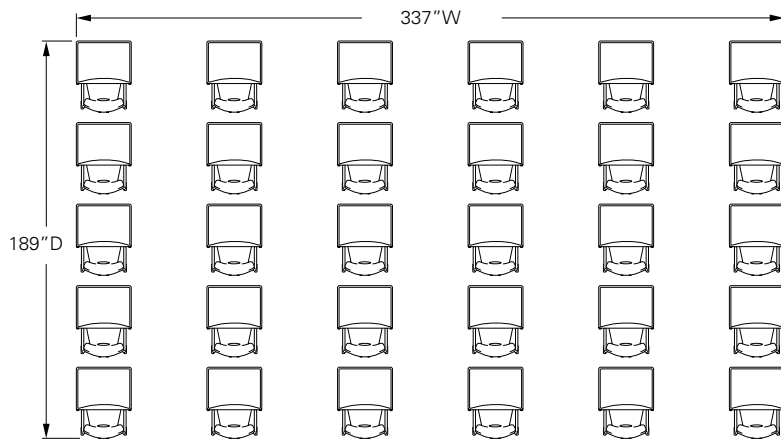
Components used are listed on pages 646-647 and 653. Order components individually. Other configurations are possible, including various sizes of some components.



NOTES: Dimensions are based on 36" W aisles. Actual dimensions should be based on local building codes.

Student Desks and Chairs
275" W x 189" D

Line Item	Product Description	Qty	Model Number	List Price	Price Extension	Qty	Model Number	List Price	Price Extension	Qty	Model Number	List Price	Price Extension	
1	Adjustable Height Desk	13	HCL40HPB	\$528	\$ 6,864	13	HCL4DHPB	\$502	\$ 6,526	13	HCL4DMPB	\$421	\$5,473	
2	18" H Student Chair	7	HCL18PC	\$684	\$ 4,788	7	HCL418PC	\$579	\$ 4,053	7	HH1018	\$312	\$2,184	
TOTAL:					\$11,652	TOTAL:					\$10,579	TOTAL:		\$7,657



NOTES: Dimensions are based on 36" W aisles. Actual dimensions should be based on local building codes.

Student Desks and Chairs
337" W x 189" D

Line Item	Product Description	Qty	Model Number	List Price	Price Extension	Qty	Model Number	List Price	Price Extension	Qty	Model Number	List Price	Price Extension	
1	Adjustable Height Desk	15	HCL40HPB	\$528	\$ 7,920	15	HCL4DHPB	\$502	\$ 7,530	15	HCL4DMPB	\$421	\$6,315	
2	18" H Student Chair	8	HCL18PC	\$684	\$ 5,472	8	HCL418PC	\$579	\$ 4,632	8	HH1018	\$312	\$2,496	
TOTAL:					\$13,392	TOTAL:					\$12,162	TOTAL:		\$8,811

Accomplish® Single Entry Combo Desks

GSA SIN 71-302



- ▶ Accomplish Single Entry Combo Desk available.
- ▶ Choose from ergonomic laminate or hard plastic desktop options.
- ▶ Hard plastic top includes pencil groove.
- ▶ Enclosed flat plastic cover on underside of the laminate desktop.
- ▶ Tops are 20''D x 26''W.
- ▶ Desk height is 29''.
- ▶ Tubular steel frame for superior strength.
- ▶ Seat has built-in lumbar support.
- ▶ Accepts Under Seat Book Storage and Back Pack Hook shown on pages 654-655.
- ▶ Desks are fixed height.
- ▶ **Laminate desk tops plastic surrounds are standard with Light Gray (QQ) on Chrome or painted Titanium frames, Charcoal (SS) on Charcoal painted frames.**
- ▶ **HON Limited 10-year Warranty.**



Description	Model	Ship Weight	Cube	Per Carton List
SINGLE ENTRY COMBO DESK AND CHAIR UNITS 26''W x 40 ³ / ₄ ''D x 33 ⁵ / ₈ ''H				
Ergonomic Laminate Tops 26''W x 20''D				
Combination Desk and Chair with Painted Legs	HCL8HPB	94	29.5	\$ 790 (reference single unit @ \$395.00)
Combination Desk and Chair with Chrome Legs	HCL8HCB	94	29.5	\$ 816 (reference single unit @ \$408.00)
Hard Plastic Top 26''W x 19''D				
Combination Desk and Chair with Painted Legs	HCL8MPB	98	29.5	\$ 676 (reference single unit @ \$338.00)
Combination Desk and Chair with Chrome Legs	HCL8MCB	98	29.5	\$ 703 (reference single unit @ \$351.50)



HCL8H



HCL8M

Single Entry Combo Desks are ordered and shipped two (2) desks per carton. Pricing shown is per carton. Each set of two desks (one carton), must have the same plastic/laminate color combination. Ordering 2 of Model HCL8HPB, HCL8HCB, HCL8MPB or HCL8MCB will result in 2 cartons being shipped, giving you 4 desks.

How to specify	Select Model Number from above	1st Option Select Glide Option	2nd Option Select Top Color	3rd Option Select Seat Color	4th Option Select Frame Color
Packaging Quantity B = 2/Carton Frame Material C = Chrome P = Painted Desktop Material H = Laminate M = Hard Plastic	H C L 8 H P B .	E Hard Surface (no upcharge)	Laminate or Hard Plastic Options G4 Beige CC Harvest DD Natural Maple G1 White	83 Blue Violet 65 Garnet 98 Green 11 Lava 91 Navy 56 Purple 40 Red	S Charcoal Y Chrome C Titanium
		E .	G 4 .	1 1 .	C

Icon Legend on page 11

Combination Chair Desks

- ▶ Top is 26''W x 20''D.
- ▶ Seat is 18''H.
- ▶ Desk is adjustable from 26'' to 29'' high.
- ▶ Desks ship set at 29'' height.
- ▶ Built-in lumbar.
- ▶ High strength steel frame.
- ▶ Equipped with eight non-marring floor glides.

- ▶ Frame available in Chrome (C) or Painted (P) finishes.

- ▶ Accepts optional accessory models HCLA45, HCLA55, HCLA65 — see page 654.

- ▶ **HON Limited 10-year Warranty.**



Description	Model	Ship Weight	Cube	Per Carton List
ADJUSTABLE HEIGHT DESK AND 18''H DUAL ENTRY CHAIR COMBINATION UNITS 26''W x 40¾''D x 26''-29''H				
Ergonomic Laminate Tops 26''W x 20''D				
Combination Desk and Chair with Painted Legs	HCL71HPB	114	32.5	\$ 821 (reference single unit @ \$410.50)
Combination Desk and Chair with Chrome Legs	HCL71HCB	114	32.5	\$ 838 (reference single unit @ \$419.00)

SPECIFICATION TIP: Consider available kneespace when specifying under desk storage accessories (HCLA45, HCLA50) for Accomplish and Proficiency adjustable desk models. Available kneespace will vary significantly, given set desk height and model of under-desk basket. Use the following example to easily calculate the available and usable kneespace.

EXAMPLE: Accomplish Dual-Entry Combo desk, with stationary seat height, HCLA50 Wire Basket
 (user set desk height – top thickness – seat height = available kneespace)
 (29''H – 1'' thickness – 18'' seat height = 10'' available kneespace)
 (available kneespace – book basket/box height = usable kneespace)
 (10'' available kneespace – 5'' basket height = 5'' usable kneespace)

Student Desks are ordered and shipped two (2) desks per carton. Pricing shown is per carton. Each set of two desks (one carton), must have the same plastic/laminate color combination. Ordering 2 of Model HCL71HPB or HCL71HCB will result in 2 cartons being shipped, giving you 4 desks.

NOTE: See pages 654-655 for Accessories.

How to specify	Select Model Number from above	1st Option Select Laminate	2nd Option Select Shell Color	3rd Option Select Frame/Plastic Surround Color
Packaging Quantity B = 2	<div style="display: flex; justify-content: space-around; align-items: center;"> <div style="text-align: center;"> <p>Frame Material</p> <p>C = Chrome</p> <p>P = Painted</p> </div> <div style="text-align: center;"> <p>Top Material</p> <p>H = Laminate</p> </div> </div>	G4 Beige	83 Blue Violet	S Charcoal Painted Frame/Charcoal Plastic Surround
Frame Material		CC Harvest	65 Garnet	Y Chrome Frame/Titanium Plastic Surround
P = Painted		DD Natural Maple	98 Green	C Titanium Painted Frame/Titanium Plastic Surround
Top Material		G1 White	11 Lava	
H = Laminate			91 Navy	
			56 Purple	
			40 Red	
	H C L 7 1 H P B .	G 4 .	8 3 .	S

Icon Legend on page 11

Accomplish® Cantilever Desks

GSA SIN 71-302



- ▶ Top is 26''W x 20''D.
- ▶ Desks ship set at 29½'' height.
- ▶ Frame available in Chrome (C) or Painted (P) finishes.
- ▶ Accepts optional accessory models HCLA45 and HCLA65 — see page 654.
- ▶ **HON Limited 10-year Warranty.**



Description	Model	Ship Weight	Cube	Per Carton List
LARGE ADJUSTABLE HEIGHT DESKS 26''W x 20''D x 26''-29''H				
Ergonomic Laminate Tops 26''W x 20''D				
Desk with Painted Legs	HCL40HPB E♦A	67	11.6	\$ 528 (reference single unit @ \$264.00)
Desk with Chrome Legs	HCL40HCB E♦A	67	11.6	\$ 545 (reference single unit @ \$272.50)
REGULAR ADJUSTABLE HEIGHT DESKS 26''W x 20''D x 23''-26''H				
Ergonomic Laminate Tops 26''W x 20''D				
Desk with Painted Legs	HCL30HPB E♦A	65	10.8	\$ 510 (reference single unit @ \$255.00)
Desk with Chrome Legs	HCL30HCB E♦A	65	10.8	\$ 528 (reference single unit @ \$264.00)



SPECIFICATION TIP: Consider available kneespace when specifying under desk storage accessories (HCLA45, HCLA50) for Accomplish and Proficiency adjustable desk models. Available kneespace will vary significantly, given set desk height and model of under-desk basket. Use the following example to easily calculate the available and usable kneespace.

EXAMPLE: HCL40 Accomplish Cantilever Desk, HCL18 Accomplish Chair, HCLA50 Wire Basket
 (user set desk height – top thickness – seat height = available kneespace)
 (29''H – 1'' thickness – 18'' seat height = 10'' available kneespace)
 (available kneespace – book basket/box height = usable kneespace)
 (10'' available kneespace – 5'' basket height = 5'' usable kneespace)

Student Desks are ordered and shipped two (2) desks per carton. Pricing shown is per carton. Each set of two desks (one carton), must have the same plastic/laminate color combination. Ordering 2 of Model HCL40 or HCL30 will result in 2 cartons being shipped, giving you 4 desks.

NOTE: See pages 654-655 for Accessories.

All new Cantilever Chairs and Desks must now be specified with a glide, effective 12/17/2007. New specification guidelines for these new models shown below.

How to specify	Select Model Number from above	1st Option Select Glide Option	2nd Option Select Laminate	3rd Option Select Frame/Plastic Surround Color
Packaging Quantity B = 2/Carton Frame Material C = Chrome P = Painted Top Material H = Laminate	H C L 4 0 H P B .	E All-purpose glide insert (no upcharge) F Felt Glide Insert (\$16 list upcharge; \$8 per single unit see page 655)	G4 Beige CC Harvest DD Natural Maple G1 White	S Charcoal Painted Frame/Charcoal Plastic Surround Y Chrome Frame/Titanium Plastic Surround C Titanium Painted Frame/Titanium Plastic Surround
		E .	G 4 .	S

Icon Legend on page 11

- ▶ Ergonomic desktop is constructed of laminate.
- ▶ Desktop underside enclosed with flat plastic cover.
- ▶ Tubular steel frame for superior strength.

- ▶ Frame height adjusts from 22" to 32".
- ▶ Desks ship set at lowest height of 22".

- ▶ Lower leg finish is chrome.
- ▶ Accepts optional Under Desk Top Book Basket. See page 654 for all accessories.

- ▶ **Laminate desk tops plastic surrounds are standard with Light Gray (QQ) on painted Titanium frames or Charcoal (SS) on Charcoal painted frames.**

- ▶ **HON Limited 10-year Warranty.**



HCL4DH

Description	Model	Ship Weight	Cube	Per Carton List
4-LEG DESKS 26"W x 20"D Adjustable Height 22"-32" Ergonomic Laminate Desk Top 26"W x 20"D	HCL4DHPB	60	5.8	\$ 502 (reference single unit @ \$251.00)

SPECIFICATION TIP: Consider available kneespace when specifying under desk storage accessories (HCLA45, HCLA50) for Accomplish and Proficiency adjustable desk models. Available kneespace will vary significantly, given set desk height and model of under-desk basket. Use the following example to easily calculate the available and usable kneespace.

EXAMPLE: HCL4DHPB

- (user set desk height – top thickness – seat height = available kneespace)
- (29" H – 1" thickness – 18" seat height = 10" available kneespace)
- (available kneespace – book basket/box height = usable kneespace)
- (10" available kneespace – 5" basket height = 5" usable kneespace)

Accomplish® 4-Leg Desks are ordered and shipped two (2) desks per carton. Pricing shown is per carton. Each set of two desks (one carton), must have the same laminate color combination. Ordering 2 of Model HCL4DHPB will result in 2 cartons being shipped, giving you 4 desks.

NOTE: See pages 654-655 for Accessories.

How to specify	Select Model Number from above	1st Option Select Glide Option	2nd Option Select Top Color	3rd Option Select Frame Color
Packaging Quantity B = 2/Carton Frame Material P = Painted Top Material H = Laminate	H C L 4 D H P B .	E .	Laminate Options G4 Beige CC Harvest DD Natural Maple G1 White	Frame Color S Charcoal C Titanium
			G 4 .	C

Icon Legend on page 11




Accomplish® Cantilever Chairs


GSA SIN 71-302



- ▶ Built-in lumbar support.
- ▶ High strength steel frame.
- ▶ Chair stacks on desk for easy cleaning.
- ▶ Use Universal 4-Leg Chair cart model HU-Cart on page 654. Accomplish Cantilever Chairs stack 8-high on cart.
- ▶ Shipped fully assembled.
- ▶ Chairs stack 5 high.
- ▶ Model HCL18 accepts optional model HCLA55 — see page 654.
- ▶ **HON Limited 10-year Warranty.**

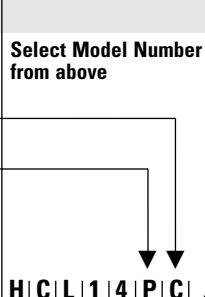


Model/Description	Depth	Width	Height	Ship Weight	Cube	Per Carton List
 HCL14 14''H Student Chair, Cantilevered Base, Armless	Maximum	17¼	18	50	9.6	Painted (HCL14PC) \$ 626 (reference single unit @ \$156.50)
	Seat	13	14			
	Back	14½	27			
	Seat to Floor		14			
	Usable Seat Depth	14½				
 HCL16 16''H Student Chair, Cantilevered Base, Armless	Maximum	19¾	19⅞	59	12.1	Painted (HCL16PC) \$ 654 (reference single unit @ \$163.50)
	Seat	15	16			
	Back	16½	30½			
	Seat to Floor		16			
	Usable Seat Depth	16½				
 HCL18 18''H Student Chair, Cantilevered Base, Armless	Maximum	22¼	21¾	68	15.5	Painted (HCL18PC) \$ 684 (reference single unit @ \$171.00)
	Seat	17	17¾			
	Back	18	33½			
	Seat to Floor		18			
	Usable Seat Depth	17½				

 **Student Desk Chairs are ordered and shipped four (4) chairs per carton. Pricing shown is per carton. Each set of four chairs (one carton), must have the same shell/frame color combination. Ordering 2 of Model HCL14PC, HCL16PC or HCL18PC will result in 2 cartons being shipped, giving you 8 chairs.**

NOTE: See pages 654-655 for Accessories.

All new Cantilever Chairs and Desks must now be specified with a glide, effective 12/17/2007. New specification guidelines for these new models shown below.

How to specify	Select Model Number from above	1st Option Select Glide Option	2nd Option Select Shell Color	3rd Option Select Frame Color
Packaging Quantity C = 4/Carton		E All-purpose glide insert (no upcharge) F Felt Glide Insert (\$32 list upcharge; \$8 per single unit see page 655)	83 Blue Violet 65 Garnet 98 Green 11 Lava 91 Navy 56 Purple 40 Red	Chrome available on CC models only S Charcoal Y Chrome C Titanium
Frame Material C = Chrome P = Painted		H C L 1 4 P C	E	8 3

Icon Legend on page 11

► High strength tubular steel frame.







► Built-in lumbar support.
► Stacks 5 high on floor.


► Model HCL418 accepts Under Seat Book Storage found on page 654.

► Use Universal 4-Leg Chair cart model HU-Cart on page 654. Accomplish Cantilever Chairs stack 8-high on cart.

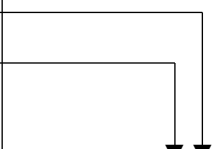
► **HON Limited 10-year Warranty.**



	Model/Description	Depth	Width	Height	Ship Weight	Cube	Per Carton List			
	HCL412 12'' H 4-Leg Chair, 4 Leg, Armless	Maximum Seat Back Seat to Floor Usable Seat Depth	17¼ 13 14½ 14½	18 14 25 12	24⅝ 12 12	48 	9.3 Painted (HCL412PC) \$ 534 (reference single unit @ \$133.50) Chrome (HCL412CC) \$ 584 (reference single unit @ \$146.00)			
		HCL414 14'' H 4-Leg Chair, 4 Leg, Armless	Maximum Seat Back Seat to Floor Usable Seat Depth	17¼ 13 14½ 14½	18 14 27 14	26⅝ 14 14	50 	9.6 Painted (HCL414PC) \$ 534 (reference single unit @ \$133.50) Chrome (HCL414CC) \$ 584 (reference single unit @ \$146.00)		
			HCL416 16'' H 4-Leg Chair, 4 Leg, Armless	Maximum Seat Back Seat to Floor Usable Seat Depth	19¾ 15 16½ 16½	19⅞ 16 30½ 16	30½ 16 30½ 16	59	12.1 Painted (HCL416PC) \$ 559 (reference single unit @ \$139.75) Chrome (HCL416CC) \$ 610 (reference single unit @ \$152.50)	
				HCL418 18'' H 4-Leg Chair, 4 Leg, Armless	Maximum Seat Back Seat to Floor Usable Seat Depth	22¼ 17 18 17½	21¾ 17¾ 18 17½	33⅝ 18 33½ 17½	68	16.9 Painted (HCL418PC) \$ 579 (reference single unit @ \$144.75) Chrome (HCL418CC) \$ 629 (reference single unit @ \$157.25)

 **Accomplish® 4-Leg Chairs are ordered and shipped four (4) chairs per carton. Pricing shown is per carton. Each set of four chairs (one carton), must have the same shell/frame color combination. Ordering 2 of Model HCL412, HCL414, HCL416 or HCL418 will result in 2 cartons being shipped, giving you 8 chairs.**

NOTE: See pages 654-655 for Accessories.

How to specify	Select Model Number from above	1st Option Select Glide Option	2nd Option Select Shell Color	3rd Option Select Frame Color
Packaging Quantity C = 4/Carton Frame Material C = Chrome P = Painted		E Hard Surface (no upcharge)	83 Blue Violet 65 Garnet 98 Green 11 Lava 91 Navy 56 Purple 40 Red	S Charcoal Y Chrome C Titanium
	H C L 4 1 4 P C .	E .	1 1 .	C

Icon Legend on page 11

Accomplish® 4-Leg Chair with Casters

GSA SIN 71-302



- ▶ High strength tubular steel frame.
- ▶ Built-in lumbar support.
- ▶ Chairs stack 5-high on floor.
- ▶ Accepts optional Under Seat Book Storage found on page 654.
- ▶ Use Universal 4-Leg Chair cart model HU-Cart on page 654. Accomplish Cantilever Chairs stack 8-high on cart.
- ◊ Standard hard wheel casters.
- ◊ Casters easily insert in leg.

▶ **HON Limited 10-year Warranty.**



Model/Description	Depth	Width	Height	Ship Weight	Cube	Per Carton List
HCLC18 E◊A 18''H 4-Leg Chair, 4 Leg, Armless	Maximum Seat Back Seat to Floor Usable Seat Depth	22¼ 17 17¾ 18 17½	21¾ 17¾ 34½ 18½	68	16.9	Painted (HCLC18PC) \$ 834 (reference single unit @ \$208.50) Chrome (HCLC18CC) \$ 884 (reference single unit @ \$221.00)

Accomplish® 4-Leg Chair with Casters are ordered and shipped four (4) chairs per carton. Pricing shown is per carton. Each set of four chairs (one carton), must have the same shell/frame color combination. Ordering 2 of Model HCLC18 will result in 2 cartons being shipped, giving you 8 chairs.

NOTE: See pages 654-655 for Accessories.

How to specify	Select Model Number from above	1st Option Select Shell Color	2nd Option Select Frame Color
Packaging Quantity C = 4/Carton Frame Material C = Chrome P = Painted	H C L C 1 8 P C	83 Blue Violet 65 Garnet 98 Green 11 Lava 91 Navy 56 Purple 40 Red 1 1	S Charcoal Y Chrome C Titanium C

E◊A Icon Legend on page 11



► High strength tubular steel frame.

► Built-in lumbar support.

► 5-star base.
► Ships one per carton.

► **HON Limited 10-year Warranty.**



Model/Description	Depth	Width	Height	Ship Weight	Cube	Per Carton List	
 HCLTKPA E Swivel Chair Pneumatic Seat Height Adjustment, Swivel ♂ A, E	Maximum	22 ³ / ₄	21 ³ / ₄	36	30  5.0	\$ 267	
	Seat	17	17 ³ / ₄	15 ¹ / ₂ -20 ¹ / ₂			
	Back		18	31-36			
	Seat to Floor			15 ¹ / ₂ -20 ¹ / ₂			
	Usable Seat Depth	17 ¹ / ₂					

How to specify	1st Option	2nd Option	3rd Option
Select Model Number from above Packaging Quantity A = 1/Carton Frame Material P = Painted	Select Caster/Glide Option H Hard Surface Caster (no upcharge) S Soft Surface Caster (no upcharge) G Bell Glide (\$25 upcharge)	Select Shell Color 83 Blue Violet 65 Garnet 98 Green 11 Lava 91 Navy 56 Purple 40 Red	Select Frame Color S Charcoal C Titanium
H C L T K P A .	H .	1 1 .	C

► Seat and back are constructed of a single piece shell.


► Contoured seatshell with lumbar support.

► Frame is high-strength tubular steel.
► Ships one per carton.

► Includes a footring for added comfort. Black only.

► **HON Limited 10-year Warranty.**



Model/Description	Depth	Width	Height	Ship Weight	Cube	List
 HCLSTPA E Task Stool, Pneumatic Seat Height Adjustment, Swivel Footring ♂ A, E	Maximum	25 ³ / ₄	24	48 ¹ / ₂	33 18.3	\$ 390
	Seat	17	17 ³ / ₄	18		
	Back		16 ¹ / ₂	22-32		
	Seat to Floor			7 ³ / ₄ -17 ³ / ₄		
	Footring					
	Usable Seat Depth	17 ¹ / ₂				

How to specify	1st Option	2nd Option	3rd Option
Select Model Number from above Packaging Quantity A = 1/Carton Frame Material P = Painted	Select Caster/Glide Option H Hard Surface Caster (no upcharge) S Soft Surface Caster (no upcharge) G Bell Glide (\$25 upcharge)	Select Chair Shell Color 83 Blue Violet 65 Garnet 98 Green 11 Lava 91 Navy 56 Purple 40 Red	Select Frame Color S Charcoal C Titanium
H C L S T P A .	H .	9 1 .	S

Proficiency® 4-Leg Desks

GSA SIN 71-302



- ▶ Desktop constructed of hard plastic, includes pencil groove.
- ▶ Desks ship set at lowest height of 22".
- ▶ Tubular steel frame for superior strength.
- ▶ Frame height adjusts from 22" to 32".
- ▶ Lower leg finish is chrome.
- ▶ Hard Plastic Desk Top models to be used with Proficiency® Chairs on page 653.
- ▶ Accepts optional Under Desk Top Book Basket. See all accessories page 654.
- ▶ **HON Limited 10-year Warranty.**



HCL4DM

Description	Model	Ship Weight	Cube	Per Carton List
-------------	-------	-------------	------	-----------------

4-LEG DESKS 26 ¹ / ₁₆ "W x 20 ¹ / ₁₆ "D Adjustable Height 22"-32" Hard Plastic Desk Top 26"W x 20"D	HCL4MPB	62	5.8	\$ 421 (reference single unit @ \$210.50)
--	----------------	----	-----	--

SPECIFICATION TIP: Consider available kneespace when specifying under desk storage accessories (HCLA45, HCLA50) for Accomplish and Proficiency adjustable desk models. Available kneespace will vary significantly, given set desk height and model of under-desk basket. Use the following example to easily calculate the available and usable kneespace.

EXAMPLE: HCL4MPB Proficiency Desk, HH1018 Proficiency Chair, HCLA50 Wire Basket.

(user set desk height – top thickness – seat height = available kneespace)

(29"H – 1" thickness – 18" seat height = 10" available kneespace)

(available kneespace – book basket/box height = usable kneespace)

(10" available kneespace – 5" basket height = 5" usable kneespace)

Proficiency® 4-Leg Desks are ordered and shipped two (2) desks per carton. Pricing shown is per carton. Each set of two desks (one carton), must have the same plastic color combination. Ordering 2 of Model HCL4MPB will result in 2 cartons being shipped, giving you 4 desks.









NOTE: See pages 654-655 for Accessories.


How to specify	Select Model Number from above	1st Option Select Glide Option	2nd Option Select Top Color Hard Plastic Options	3rd Option Select Frame Color
Packaging Quantity B = 2/Carton Frame Material P = Painted Top Material M = Hard Plastic	H C L 4 D M P B .	E .	G 4 .	C

Icon Legend on page 11

- ▶ Non-marring floor glides.
- ▶ Use Proficiency® 4-Leg Chairs. Chairs with Proficiency® 4-Leg Desks on page 652.
- ▶ Proficiency chairs stack 5-high on floor.
- ▶ Use Universal 4-Leg Chair cart model HU-Cart on page 654.
- ▶ Shipped fully assembled.



	Model/Description	Depth	Width	Height	Ship Weight	Cube	Per Carton List	
	HH1012 12''H Shell Chair, Four leg base, Armless	Maximum	17 ³ / ₄	16	20 ³ / ₄	32 	6.7	Painted \$ 232 (reference single unit @ \$58.00)
		Seat	10 ⁷ / ₈	12 ³ / ₄				
		Back		9 ¹ / ₂	8 ³ / ₄			
		Seat to Floor			12			
		Usable Seat Depth	10 ⁷ / ₈					
	HH1014 14''H Shell Chair, Four leg base, Armless	Maximum	17 ³ / ₄	16	22 ³ / ₄	35 	6.7	Painted \$ 241 (reference single unit @ \$60.25)
		Seat	10 ⁷ / ₈	12 ³ / ₄				
		Back		9 ¹ / ₂	8 ³ / ₄			
		Seat to Floor			14			
		Usable Seat Depth	10 ⁷ / ₈					
	HH1016 16''H Shell Chair, Four leg base, Armless	Maximum	19 ³ / ₈	17 ¹ / ₂	26 ³ / ₈	39 	8.8	Painted \$ 280 (reference single unit @ \$70.00)
		Seat	12 ³ / ₈	14 ³ / ₄				
		Back		10 ⁷ / ₈	10 ¹ / ₈			
		Seat to Floor			16			
		Usable Seat Depth	12 ³ / ₈					
	HH1018 18''H Shell Chair, Four leg base, Armless	Maximum	21 ¹ / ₈	19 ¹ / ₂	29 ³ / ₈	47 	10.9	Painted \$ 312 (reference single unit @ \$78.00)
		Seat	14	16 ⁵ / ₈				
		Back		12 ¹ / ₄	11 ³ / ₈			
		Seat to Floor			18			
		Usable Seat Depth	14					

 Proficiency® 4-Leg Chairs are ordered and shipped four (4) chairs per carton. Pricing shown is per carton. Each set of four chairs (one carton), must have the same shell/frame color combination. Ordering 2 of Model HH1012, HH1014, HH1016, HH1018 will result in 2 cartons being shipped, giving you 8 chairs.

How to specify	1st Option	2nd Option
Select Model Number from above	Select Shell Color	Select Frame Color
	83 Blue Violet 65 Garnet 98 Green 11 Lava 91 Navy 40 Red	S Charcoal Y Chrome C Titanium
H H 1 0 1 2 .	1 1 .	C

 Icon Legend on page 11

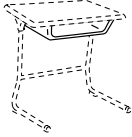

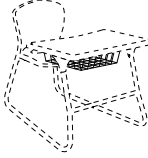
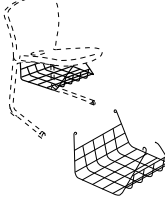
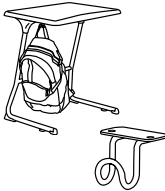
Accomplish®/Proficiency® Student Desk Accessories

GSA SIN 71-302



- ▶ All attachment hardware included.
- ▶ Under Desk Storage Box is made of durable clear frosted plastic.
- ▶ Under Desk Top Book Basket, Under-Seat Book Storage and the Back Pack Hook are available in Chrome finish only.
- ▶ Under seat book storage unit attaches without screws.
- ▶ Universal 4-Leg Chair Cart holds 8 Proficiency 4-Leg Chairs, 16 stacked Accomplish 4-leg chairs and 8 Accomplish cantilever chairs.
- ▶ **HON Limited 10-year Warranty.**



	Description	Model	Ship Weight	Cube	List
	Under Desk Top Storage Box (4 per carton) 19" W x 17½" D x 4½" H NOTES: Assembly: attaches to bottom of desk top with (5) screws included. ▲ For use with models HCL30, HCL40, HCL71, HCL4DH, HCL4DM, HCL4DMPB. ▲ Clear frosted plastic finish, no specification color code required.	HCLA45 E♦A	24 S	1.4	\$ 143 (reference single unit @ \$35.75)
	Under Desk Top Book Basket (4 per carton) 19½" W x 18½" D x 5" H SPECIFICATION TIP: Consider available kneespace when specifying under desk storage accessories (HCLA45, HCLA50) for Accomplish and Proficiency adjustable desk models. Available kneespace will vary significantly, given set desk height and model of under-desk basket. Use the following example to easily calculate the available and usable kneespace. EXAMPLE: HCL40 Accomplish Desk, HCL18 Accomplish Chair, HCLA50 Wire Basket. (user set desk height – top thickness – seat height = available kneespace) (29" H – 1" thickness – 18" seat height = 10" available kneespace) (available kneespace – book basket/box height = usable kneespace) (10" available kneespace – 5" basket height = 5" usable kneespace) NOTES: Bent wire construction. Assembly: Attaches to bottom of desk top with (5) screws included. ▲ For use on models HCL30, HCL40, HCL71, HCL4DH, HCL4DM. Ships 4 per carton. ▲ Chrome only. Must be ordered with a configurable end product. If ordered separately, not on GSA Contract.	HCLA50 E♦A	13 S	2.2	\$ 155 (reference single unit @ \$38.75)
	Under Seat Book Storage (4 per carton) 16" W x 18" D x 10" H NOTES: Assembly: hangs from chair/seat frame. ▲ For use with models HCL18, HCL71, HCL418, HCLC18, HCL8H, HCL4DM, HCL8M. ▲ Available in Chrome finish only, no specification color code required. Must be ordered with a configurable end product. If ordered separately, not on GSA Contract.	HCLA55 E♦A	13 S	2.2	\$ 70 (reference single unit @ \$35.00)
	Back Pack Hook (10 per carton) NOTES: Assembly: attaches to bottom of desk top with (2) screws included. ▲ For use with models HCL30, HCL40, HCL71, HCL4DH, HCL4DM, HCL8H, HCL8M. ▲ Available in Chrome finish only, no specification color code required. Must be ordered with a configurable end product. If ordered separately, not on GSA Contract.	HCLA65 E♦A	10 S	0.1	\$ 72 (reference single unit @ \$7.20)
	Universal 4-Leg Chair Cart 26" x 26" x 8" NOTES: Steel frame construction. 4 casters — 2 locking, 2 non-locking. ▲ For use with models HCL14, HCL16, HCL18, HCL412, HCL414, HCL416, HCL418, HFGC1, HFGC2, HH1012, HH1014, HH1016, HH1018, H1081, H1082, H1001, H1002, H4051, H4071, H4073, H4075, H4077. ▲ Black only.	HUCART E♦A	24 S	2.0	\$ 302

How to specify

Select Model Number from above

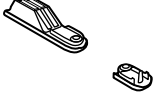









H C L A 5 0

Icon Legend on page 11



- ▶ All Purpose Inserts, Felt Glide Inserts, Glide Housing Retrofit Kit, Glide Kits for Accomplish and Proficiency models.
- ▶ All kits are field installed.
- ▶ **HON Limited 10-year Warranty.**



	Description	Model	Ship Weight	Cube	List
	All Purpose Glide Insert Kits <ul style="list-style-type: none"> Replacement All-purpose inserts for use with new glide housings (gray in color) which ship standard on all models produced after 12/17/2007. Kit includes 100 inserts for 25 chairs or desks. Use existing hardware. Inserts held securely in place by screws. Field installed. For models shipped prior to 12/17/2007, which have clear-frosted housings, see model HGHK1 Glide Housing Retro-fit Kit shown below. <p>⚠ Not designed to be used with HCL71 or 4-Leg models.</p>	HGDK1-E	5.5 	0.4	\$ 136
	Felt Glide Insert Kits <ul style="list-style-type: none"> Replacement Felt inserts for use with new glide housings (gray in color) which ship standard on all models produced after 12/17/2007. Kit includes 100 inserts for 25 chairs or desks. Use existing hardware. Inserts held securely in place by screws. Field installed. For models shipped prior to 12/17/2007, which have clear-frosted housings, see model HGHK1 Glide Housing Retro-fit Kit shown below. <p>⚠ Not designed to be used with HCL71 or 4-Leg models.</p>	HGDK1-F	5.5 	0.4	\$ 275
	Glide Housing Retrofit Kit <ul style="list-style-type: none"> Use to retrofit glide housings (clear frosted) on chairs or desks produced prior to 12/17/2007. Kit includes 100 gray housings for 25 chairs or desks. Includes attachment hardware for housing and inserts. Field installed. <p>⚠ Insert kit must also be specified and ordered. Models HGDK1-E for All-purpose or HGDK1-F for felt inserts.</p>	HGHK1	7.0 	0.5	\$ 215
	Glide Kit for Accomplish® Dual Entry Combo Desk <ul style="list-style-type: none"> Snap-on felt saddle glides easily and securely snap over the tube frame next to the existing glide. Kit includes 100 glides for 25 chairs or desks. Existing glides do not have to be removed. Field installed. For use on all models produced before or after 12/17/2007. <p>Must be ordered with a configurable end product. If ordered separately, not on GSA Contract.</p>	HGDK2-F	5.0 	0.2	\$ 275
	Glide Kit for 4-Leg Accomplish and Proficiency® Models <ul style="list-style-type: none"> Caps easily and securely snap over the existing nylon swivel glide. Kit includes 100 caps for 25 chairs or desks. Field installed. For use on all models produced before or after 12/17/2007. <p>Must be ordered with a configurable end product. If ordered separately, not on GSA Contract.</p>	HGDK3-F	2.0 	0.2	\$ 95

How to specify

Select Model Number from above

H | G | D | K | 1 | - | E

   Icon Legend on page 11

- ▶ Shelves have 1/2" H safety lip. Roll formed shelves for safety.
- ▶ Durable powder coat finish.

Monitor/Television Carts

- ▶ Standard with one non-slip rubber mat.
- ◊ 4" stem casters with o-rings for smooth quiet operation: 2-locking swivel, and 2 non-locking swivel.
- ▶ Models HPF42JE and HPF144E are standard with a HPF3E 3-outlet electrical assembly with 20 foot long cord and metal wind bracket. See page 658.

UL Listed Wide Body Carts

- ▶ Standard with one non-slip rubber mat.
- ▶ Grommet holes at rear of center and bottom shelves for wire management.
- ◊ 5" stem casters with o-rings for smooth quiet operation: 2-locking swivel, and 2 non-locking swivel.
- ▶ Models HPFUL40 and HPFUL35 meet UL standards for institutional standards for AV carts.

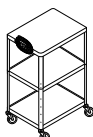
Overhead/LCD Projector Cart

- ▶ Drop shelves on both sides of projector well.
- ▶ Projector shelf adjusts from 24" H to 34" H in 1" increments.
- ◊ 4" stem casters with o-rings for smooth quiet operation: 2-locking swivel, and 2 non-locking swivel.

▲ **Black (P) only.**



Description	Model	Ship Weight	Cube	List
-------------	-------	-------------	------	------



HPF42JE

Monitor/Television Carts, Adjustable, 3 Shelves

24" W x 18" D x 42" H

NOTES: Top section can be set at 26", 28", 30", 32", 34", 36", 38", 40" and 42" H. Standard with a HPF3E 3 Outlet UL Listed Electrical Assembly with 20 foot long cord and metal wind bracket. Recommended for use with 17"-20" monitors.

HPF42JE E◆A 48 8.4 \$ 369

HPF144 E◆A 67 7.5 \$ 420



HPF144

32" W x 27" D x 48" H

NOTES: Top shelf can be set at 44", 46" and 48" H. Top shelf measures 32" W x 22" D. Center and bottom shelves measure 32" W x 27" D. Center and bottom shelves are fixed. Space between bottom center and shelf is 20" H. Center shelf is set at 24" H. Grommet hole at rear of top and center shelf for cord management. Recommended for use with up to 27" monitors.

HPF144E E◆A 70 7.5 \$ 494



HPF144E

32" W x 27" D x 48" H

NOTES: Top shelf can be set at 44", 46" and 48" H. Standard with a HPF3E 3 Outlet UL Listed Electrical Assembly with 20 foot long cord and metal wind bracket. Top shelf measures 32" W x 22" D. Center and bottom shelves measure 32" W x 27" D. Center and bottom shelves are fixed. Space between bottom and center shelf is 20" H. Center shelf is set at 24" H. Grommet hole at rear of top and center shelf for cord management. Recommended for use with up to 27" monitors.

General Notes for Models HPF42JE, HPF144, HPF144E: Carts are adjustable. adjustment made with 4 hex head screws and lock nuts. Hex wrench provided. 4" stem casters with o-rings for smooth quiet operation: 2 locking swivel and 2 non-locking swivel. Caster weight capacity is 125 lbs per caster.

▲ **Available in Black (P) only.**

UL Listed Wide Body Carts, Fixed, 3 Shelves

42" W x 28" D x 44" H

NOTES: Top shelf measures 42" W x 25" D. Center and bottom shelves measure 42" W x 28" D. UL Listed for use with up to 40" monitors.

HPFUL40 E◆A 85 8.9 \$ 812

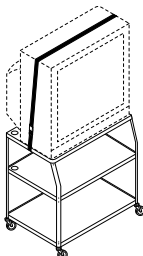
37 3/4" W x 28" D x 44" H

NOTES: Top shelf measures 37 3/4" W x 24" D. Center and bottom shelves measure 37 3/4" W x 28" D. UL Listed for use with up to 35" monitors.

HPFUL35 E◆A 81 8.9 \$ 773

General Notes for Models HPFUL40, HPFUL35: Standard with a HPFSB 12 foot long adjustable safety belt which securely fastens monitors and projectors. Grommet hole at rear of top and center shelf for cord management. Top shelf is set at 44" H. Center shelf is set at 28" H. Bottom shelf is set at 6" H. 5" stem casters with o-rings for smooth quiet operation: 2 locking swivel and 2 non-locking swivel. Caster weight capacity is 135 lbs per caster.

▲ **Available in Black (P) only.**



HPFUL40

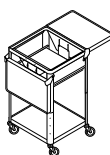
Overhead/LCD Projector Cart, Adjustable, 2 Shelves

44 1/2" W x 20" D x 39" H

NOTES: Folding drop shelves on both sides of projector well. Projector well measures 20 1/2" W x 16" D. Shelves adjust from 24" to 34" in 1" increments. Projector shelf begins 5" below side shelves. Side shelves adjust with leg adjustment from 29" H to 39" H. Side shelves measure 22 1/2" W x 14" D. Bottom shelf and outside edge of projector well measures 22" W x 20" D. When side shelves are lifted up, cart has an overall dimension of 44 1/2" W x 20" D x 29" H. When side shelves are folded down, cart has an overall dimension of 27" W x 20" D x 29" H. 4" stem casters with o-rings for smooth quiet operation: 2 locking swivel and 2 non-locking swivel. Caster weight capacity is 125 lbs per caster.

HPOH2939 51 7.7 \$ 426

▲ **Available in Black (P) only.**



NOTE: See page 658 for Audio Visual Cart Accessories.

How to specify

Select Model Number from above

H | P | F | 4 | 2 | J | E | .

1st Option

Select Paint Color

P Black (only)

P

▲ B I ▲ E◆A ◊ Icon Legend on page 11

Projection Carts

- ▶ 3-shelves measure 24"W x 18"D.
- ▶ Middle shelf is 25½"H.

- ▶ 4" stem casters with o-rings for smooth quiet operation: 2-locking swivel, and 2 non-locking swivel.
- ▶ One 24"W x 18"D non-slip rubber mat.


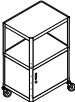
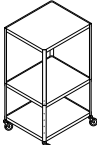
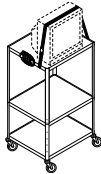
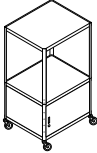
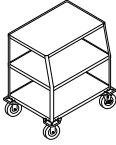

- ▶ Shelves have ½"H safety lip. Roll formed shelves for safety.
- ▶ Shippable by small package carrier.
- ▶ Durable powder coat finish.
- ▲ **Black (P) only.**

Monitor/Television Carts

- ▶ All models include one non-slip rubber mat.
- ▶ Shelves have ½"H safety lip. Roll formed shelves for safety.

- ▶ Durable powder coat finish.
- ▲ **Black (P) only.**



	Description	Model	Ship Weight	Cube	List	
 HPF34	Projection Carts, 3 Shelves 24"W x 18"D x 34"H, Fixed 24"W x 18"D x 42"H, Fixed 24"W x 18"D x 26"-42"H, Adjustable NOTES: Top section can be set at 26", 28", 30", 32", 34", 36", 38", 40" and 42"H. Adjustment made with 4 hex head screws and lock nuts. Hex wrench provided. Caster weight capacity is 500 lbs. ▲ Available in Black (P) only.	HPF34 E◆A HPF42 E◆A HPF42J E◆A	42 [S] 45 [S] 43 [S]	10.3 12.7 8.5	\$ 293 \$ 322 \$ 316	
	24"W x 18"D x 26"-42"H Adjustable, w/storage NOTES: Top section can be set at 26", 28", 30", 32", 34", 36", 38", 40" and 42"H. Adjustment made with 4 hex head screws and lock nuts. Hex wrench provided. Storage cabinet measures 24"W x 18"D x 17¼"H and offers secure steel enclosure with piano hinged locking door. Includes chrome core lock with 2 keys. Carts are keyed alike. Additional core lock with keys available, order Model HPFLK shown on page 658. Keys and lock core are NOT interchangeable with HON Models HF23C and HF23B. General Notes for Models HPF34, HPF42, HPF42J, HPF42CJ: Recommended for use with 17"-20" monitors. 4" stem casters with o-rings for smooth quiet operation: 2 locking swivel and 2 non-locking swivel. Caster weight capacity is 500 lbs. ▲ Available in Black (P) only.	HPF42CJ E◆A	57 [S]	8.5	\$ 504	
	 HPF42CJ					
 HPF54J	Monitor/Television Carts, Adjustable, 3 Shelves 30"W x 25"D x 31"-54"H, 4" wheels 30"W x 25"D x 31"-54"H, 5" wheels Includes electrical outlet and cinchable safety belt. 30"W x 25"D x 31"-54"H, 4" wheels, w/storage NOTES: Middle shelf is 31"H. Top section can be set at 31", 36", 40", 42", 46", 48", 52" and 54"H. Adjustment made with 4 hex head screws and lock nuts. Hex wrench provided. Storage cabinet measures 30"W x 25"D x 17"H and offers secure steel enclosure with piano hinged locking door. Includes chrome core lock with 2 keys. Carts are keyed alike. Additional core lock with keys available, order Model HPFLK shown on page 658. Keys and lock core are NOT interchangeable with HON Models HF23C and HF23B. Stem casters with o-rings for smooth quiet operation: 2 locking swivel and 2 non-locking swivel. Recommended for use with 25"-29" monitors. Caster weight capacity is 500 lbs. ▲ Available in Black (P) only.	HPF54J E◆A HPF54J5 E◆A HPF54CJ E◆A	79 72 98	19.8 19.0 19.8	\$ 404 \$ 594 \$ 858	
	 HPF54CJ					
	 HPF54J5					
 HPF44M8	Large Monitor Cart, 8" wheels 38"W x 24"D x 44"H NOTES: 8" pneumatic wheels have 2 locking swivel and 2 non-swivel (fixed) for cushioned ride and greater maneuverability under heavy loads. Wheels are packed and shipped separately. Recommended for use with up to 38" monitors. Caster weight capacity is 700 lbs. ▲ Available in Black (P) only.	HPF44M8 E◆A (wheels)	72 37 [S]	30.2 1.7	\$1153	
 HPF41M	Large Monitor Cart, 5" wheels 38"W x 24"D x 41"H NOTES: Top shelf measures: 38"W x 24"D. Middle and bottom shelves measure: 38"W x 28"D. 5" stem casters with o-rings for smooth quiet operation: 2 locking swivel and 2 non-locking swivel. Recommended for use with up to 38" monitors. Caster weight capacity is 700 lbs. ▲ Available in Black (P) only.	HPF41M E◆A	78	30.2	\$ 696	

NOTE: See page 658 for Audio Visual Cart Accessories.

How to specify	Select Model Number from above H P F 3 4 .	1st Option Select Paint Color P Black (only) P
----------------	--	--

AB1 ▲ E◆A [S] Ⓞ Icon Legend on page 11

Laptop Storage Cart

▶ Lockable mobile storage solution for recharging and storing up to 30 laptop computers.


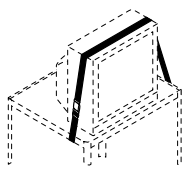

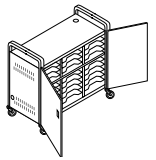
▶ 42" W x 22" D top shelf with 1/2" H safety lip on three sides supports a printer and server device.

▶ Laptop cell partitions can be removed individually for greater storage flexibility.

▶ Rear panel is removable to provide convenient access to electrical compartment.

▶ Durable powder coat finish
 ▲ **Mist Gray (N1) only.**



	Description	Model	Ship Weight	Cube	List
Accessories 	17 Outlet Electrical Assembly 39" L x 1 1/2" W x 1 3/8" H NOTES: UL Listed for laptop recharging. Outlets positioned 2" apart. 15 AMPS, 125 VOLTS. Features a 15 AMP circuit breaker, no on/off switch, no surge protection. Cord is 14/3 SJT, 15 foot long. For use with HPF30LT only. ▲ Housing is Gray (X) only.	HPF17LTE	7.0	0.5	\$ 434
	3 Outlet Electrical Assembly NOTES: UL Listed. 20 foot long cord and metal wind bracket easily attaches to all carts. ▲ Available in Black (P) only.	HPF3E	3.0	0.3	\$ 73
	6 Outlet Surge Suppressor NOTES: UL Listed. 12 foot long cord and metal wind bracket easily attaches to all carts. ▲ Available in Putty (L) only.	HPF6ES	3.0	0.3	\$ 162
	12' Long Cinchable Safety Belt	HPFSB	1.0	0.1	\$ 47
	12' Long Ratchet Style Safety Belt NOTES: Securely fastens monitors and projectors. It is recommended that safety belts be used with all carts. ▲ Available in Black (P) only.	HPFRS	1.0	0.1	\$ 63
	Chrome Removable Lock Core Kit NOTES: Used on Models: HPF42CJ, HPF54CJ, HPF30LT. Includes: 1-core and 2 keys. Lock core is NOT interchangeable with HON HF23C and HF23B lock kits. Specify: Model Number.X — Example: HPFLK.X	HPFLK	0.1	0.1	\$ 30
	Laptop Storage Lockable 30 Station Cart 44" W x 22" D x 42" H NOTES: Ships partially assembled for convenience. Includes chrome core lock with 2 keys. Carts are keyed alike. Additional core lock with keys available, order Model HPFLK shown above. Keys and lock core are NOT interchangeable with HON Models HF23C and HF23B. 5" stem casters with o-rings for smooth quiet operation: 2 locking swivel and 2 non-locking swivel. Top and side panels are slotted for additional ventilation. Laptop compartment measures: 13" W x 14" D x 2 3/4" H. Doors open 270°. Caster weight capacity is 700 lbs. ▲ Available in Mist Gray (N1) only.	HPF30LT	246.0	16.2	\$1857

NOTE: See pages 656 and 657 for Audio Visual Carts.

How to specify

Select Model Number from above
H | P | F | 1 | 7 | L | T | E

Icon Legend on page 11

deskings
workstations
storage & files
seating
tables
education
accessories
index

Projection Screens

Not on GSA Contract



- ▶ Screens are a matte white seamless surface on flame retardant and mildew resistant fabric.
- ▶ All models ship fully assembled.
- ▶ Screen surfaces can be cleaned with a mild soap and water solution and a lint free cloth.

- ▶ Black masking borders are standard on all models except Economy Series. Borders enhance the perceived brightness of an image on the screen.

Economy

- ▶ Fabric is mounted with a camlock roller system so fabric can be easily replaced.
- ▶ Includes attached wall brackets.

Spring Roller-type

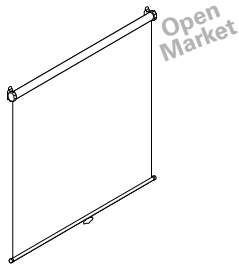
- ▶ Octagonal steel case with flat back design with baked enamel finish.
- ▶ Case is fitted with end caps concealing roller ends with integral bearing surface to support roller.

Portable Tripod

- ▶ Keystone eliminator tilts the screen removing any light reflection.
- ▶ Tripod legs are constructed of 18 gauge steel equipped with plastic shoes and attached to upright by one-piece hooded steel leg bracket.

Electric

- ▶ Specially designed motor inside roller is three wire with ground, quick reverse and maintenance free sealed motor.
- ▶ 120V (60 HZ) 1.2 AMP motor is UL and CSA Listed.
- ▶ **All models covered by HON Limited 5-year Warranty.**



Description

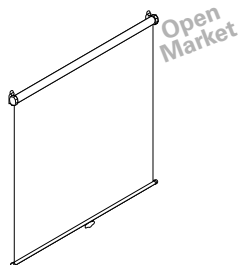
Wall/Ceiling Mounted Economy Models

- Screen encased in an octagon steel case with flat back design, baked enamel finish and fitted with heavy duty plastic end caps with nylon bearing surface to support roller.
- End caps include brackets for wall mounting; slotted screwholes for wall and powder coated D-rings for ceiling mounting. Distance between hanger eyes: 72⁵/₈''W.
- Screen size: 70''W x 70''H.
- Octagon case size: 73³/₈''W x 2³/₄''D x 2³/₄''H.
- Painted Black, no finish designator required.

Model	Ship Weight	Cube	List
HMSE70	15	0.9	\$ 201

- Screen encased in an octagon steel case with flat back design, baked enamel finish and fitted with heavy duty plastic end caps with nylon bearing surface to support roller.
- End caps include brackets for wall mounting; slotted screwholes for wall and powder coated D-rings for ceiling mounting. Distance between hanger eyes: 62⁵/₈''W.
- Screen size: 60''W x 60''H.
- Octagon case size: 63³/₈''W x 2³/₄''D x 2³/₄''H.
- Painted Black, no finish designator required.

HMSE60	13	0.8	\$ 171
---------------	----	-----	--------



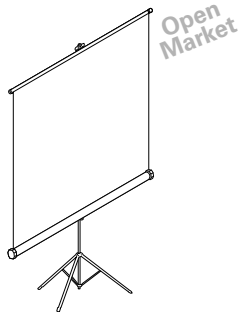
Wall/Ceiling Mounted Spring Roller-type Models

- Integral brackets for wall mounting; slotted screw holes for wall and powder coated D-rings for ceiling mounting. Distance between hanger eyes: 72⁵/₈''W.
- Screen size: 70''W x 70''H.
- Octagon case size: 73³/₈''W x 2³/₄''D x 2³/₄''H.
- Painted Black, no finish designator required.

HMSB70	17	0.9	\$ 250
---------------	----	-----	--------

- Integral brackets for wall mounting; slotted screw holes for wall and powder coated D-rings for ceiling mounting. Distance between hanger eyes: 62⁵/₈''W.
- Screen size: 60''W x 60''H.
- Octagon case size: 63³/₈''W x 2³/₄''D x 2³/₄''H.
- Painted Black, no finish designator required.

HMSB60	14	0.8	\$ 220
---------------	----	-----	--------

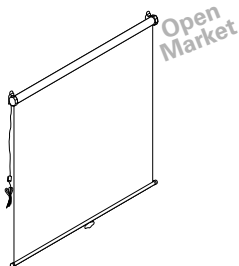


Portable Tripod Projection Screens with Keystone Eliminator

- A keystone eliminator tilts the screen, removing any light reflection.
- Tripod legs, automatic leg lock fastens all three legs and can be released by a push-button.
- Positive stops in all positions of extension tube is provided by a plunger lock.
- Painted Black, no finish designator required.

HMST70	26	2.4	\$ 366
HMST60	23	2.1	\$ 285
HMST50	18	1.9	\$ 259

	HMST70	HMST60	HMST50
Screen Size:	70''W x 70''H	60''W x 60''H	50''W x 50''H
Case Size:	77 ¹ / ₄ ''W x 3 ³ / ₄ ''D x 6 ¹ / ₂ ''H	67 ¹ / ₂ ''W x 3 ¹ / ₄ ''D x 6 ¹ / ₂ ''H	57''W x 3 ¹ / ₄ ''D x 6 ¹ / ₂ ''H
Adjustment from Floor:			
Bottom of Screen in Lowest Position:	21 ¹ / ₂ ''H	21''H	17''H
Top of Screen in Lowest Position:	91''H	80''H	65''H
Top of Screen in Highest Position:	116''H	106''H	88''H



Wall/Ceiling Mounted Electric Projection Screen

- Specifically designed motor mounted inside roller includes quick reverse and oiled for life.
- 120V (60HZ) 1.2 AMP motor has automatic thermal overload cut-out, integral gears, capacitor and an electric brake to prevent coasting.
- Preset, but adjustable limit switches to automatically stop picture surface in "up" or "down" positions.
- Complete with 3 foot control cable to operating switch built into line and 6 foot power cable (2 wire plus ground) from switch to 3-prong plug.
- UL and CSA Listed.
- Screen size: 70''W x 70''H.
- Case size: 78⁷/₈''W with 78⁷/₈'' space between hanger eyes.
- Painted Black, no finish designator required.

HMSP70	24	1.1	\$1357
---------------	----	-----	--------

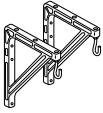

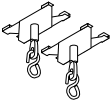
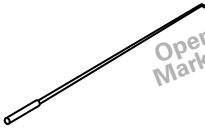
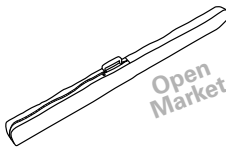
How to specify

Select Model Number from above
No finish designator required
H | M | S | E | 7 | 0 | . | X

Icon Legend on page 11

- ▶ Wall bracket models HMSA11 and HMSA6 allow screens to be extended from wall 11" and 6" respectively.
- ▶ T-bar clips allow screens to be attached to drop ceilings.
- ▶ Pull rod allows easy access to screen when mounted out of reach. Can also be used as a pointer.
- ▶ Black nylon zippered carrying cases available for models HMST70, HMST60 and HMST50.
- ▶ **All models covered by HON Limited 5-year Warranty.**



	Description	Model	Ship		
			Weight	Cube	List
 HMSA11  HMSA6	<p>Open Market</p> <p>Wall Brackets</p> <ul style="list-style-type: none"> • For use with models HMSE70, HMSE60, HMSB70, HMSB60 and HMSP70. • Bracket utilizes J-hook to connect to D-rings on screens. • Mounts to wall with 2 screws (not provided). • Ships fully assembled. • Sold in pairs. Quantity (2) per order. • Painted Black, no finish designator required. 	HMSA11	3	0.3	\$ 63
		HMSA6	1	0.1	\$ 48
 Black only	<p>Open Market</p> <p>T-bar Clips</p> <ul style="list-style-type: none"> • For use with models HMSE70, HMSE60, HMSB70, HMSB60 and HMSP70. • Clip attaches to T-bars utilized in drop ceilings. • Consists of clip, adaptor and S-hook which connects to screen D-ring. • Sold in pairs. Quantity (2) per order. • Painted Black, no finish designator required. 	HMSAT	1	0.1	\$ 30
 Zinc plated with Black handle grip	<p>Open Market</p> <p>Pull Rod</p> <ul style="list-style-type: none"> • For use with models HMSE70, HMSE60, HMSB70 and HMSB60. • Zinc plated steel rod with Black plastic handle grip allows easy access to screen when mounted out of reach. • Can also be used as a pointer. • Painted Black, no finish designator required. 	HMSAR	1	0.1	\$ 41
 Black only	<p>Open Market</p> <p>Zippered Nylon Carrying Case</p> <ul style="list-style-type: none"> • For use with model HMST70. • For use with model HMST60. • For use with model HMST50. • Black, no finish designator required. 	HMSAC70	1	0.7	\$ 133
		HMSAC60	1	0.7	\$ 127
		HMSAC50	1	0.7	\$ 124

How to specify

Select Model Number from above

No finish designator required

H | M | S | A | 1 | 1 | . | X

Icon Legend on page 11

Literature Display Stands

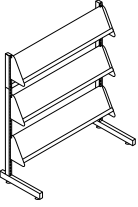
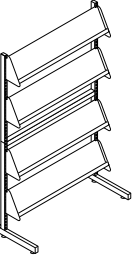
Not on GSA Contract



- ▶ Open shelf stand allows displayed literature to be seen clearly.
- ▶ Display shelves can be adjusted vertically to accommodate larger height literature.
- ▶ Tilted pockets keeps literature in place.
- ▶ Free-flow shelf pocket holds multi-sized literature up to 1 1/8" thick.
- ▶ Ships "knocked-down", easy to assemble.
- ▶ Plastic leveling glides provide 1" adjustability with a base diameter of 1 1/2".
- ▶ All steel construction for years of dependability.

⚠ Available in Putty (L) finish only.



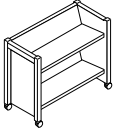
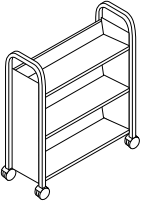
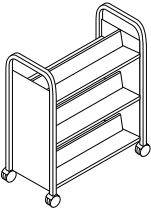
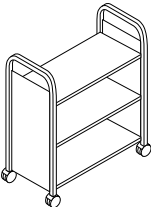
	Description	Model	Ship Weight	Cube	List
	<p>Open Market</p> <p>Freestanding Floor Literature Display Stand with 3-shelves 37"W x 15"D x 44"H</p> <p>⚠ Available in Putty (L) only.</p>	HMR33 E♦A	71	17.7	\$ 530
	<p>Open Market</p> <p>Freestanding Floor Literature Display Stand with 4-shelves 37"W x 15"D x 60"H</p> <p>⚠ Available in Putty (L) only.</p>	HMR44 E♦A	87	23.4	\$ 729

How to specify	<p>Select Model Number from above</p> <p>H M R 3 3 .</p>	<p>1st Option</p> <p>Select Paint Color</p> <p>L Putty (only)</p> <p>L </p>
----------------	--	---

Icon Legend on page 11

- ▶ All-welded construction offers added strength for long lasting performance.
- ▶ 20 gauge steel end panels and shelves. 18 gauge steel frame.
- ▶ 400 lb. capacity per truck.
- ▶ Smooth rounded corner handles provide better control.
- ⊘ All models feature dual-wheel casters with soft-tread for quiet operation. Model HBCS2 has 2" diameter casters while all other models have 4" diameter casters.
- △ Available in Putty (L) finish only.



	Description	Model	Ship Weight	Cube	List
 <p><i>Model HBCS2 shown</i></p>	<p>Utility/Book Truck 28"W x 13"D x 22½"H, 2 slanted shelves, single sided Shelves measure: 27"W x 9½"D x 6"H Distance between shelves: 13½"H △ Available in Putty (L) only.</p>	HBCS2 E♦A	27	5.0	\$ 384
 <p><i>Model HBCS3 shown</i></p>	<p>Utility/Book Truck 36"W x 13⅞"D x 42⅞"H, 3 slanted shelves, single sided Shelves measure: 34"W x 10⅜"D x 4⅝"H Distance between shelves: 13⅞"H △ Available in Putty (L) only.</p>	HBCS3 E♦A	60	16.6	\$ 511
 <p><i>Model HBCS6 shown</i></p>	<p>Utility/Book Truck 36"W x 17⅞"D x 42⅞"H, 6 slanted shelves, dual sided Shelves measure: 34"W x 7¾"D x 6"H Distance between shelves: 12¾"H △ Available in Putty (L) only.</p>	HBCS6 E♦A	97	20.8	\$ 602
 <p><i>Model HBCF3 shown</i></p>	<p>Utility/Book Truck 36"W x 18"D x 43"H, 3 flat shelves Shelves measure: 34"W x 17⅞"D x 1"H Distance between shelves: 12¾"H △ Available in Putty (L) only.</p>	HBCF3 E♦A	62	20.8	\$ 590

How to specify	Select Model Number from above	1st Option
	H B C S 2 .	Select Paint Color L Putty (only) L

Icon Legend on page 11