

## Overview of Personal Storage and Pedestals

### LATERAL FILES

#### Advantages:

a) The most efficient means of conventional filing; b) Ideal for active filing in workstations, where higher volume capacity is necessary and retrieval is frequent

#### Considerations:

2-drawer steel lateral files fit under standard-height worksurfaces when using panel systems.

### VERTICAL FILES

#### Advantages:

a) Economical; b) The most widely used filing method; c) requires minimal floor space

#### Considerations:

Vertical files are best suited for long-term storage, where retrieval is less frequent. For larger banks of files, lateral files are more space-efficient than vertical files.

### SHELF FILES

#### Advantages:

a) The highest density method of filing; b) Specially designed for end-tab long-term filing

#### Considerations:

Ideal for medical or dental offices, available as open shelves or with flipper doors.

### BOOKCASES

#### Advantages:

a) These units are ideal for binders, reference books or other items; b) Available with your choice of fixed or movable shelves


#### Considerations:

If working with panel systems, it is more attractive to specify units that are lower than the panel height.

### FILING TECHNIQUES

Type	Standing Files	Hanging Files	End-tab Files
Advantages	Inexpensive. Uses existing file folders.	Easier organization and identification of the file folders. Files viewed from top. Remaining files hold their place when folders are removed. Easier to re-stock.	Easiest and fastest file identification. Files viewed from side. Preferred solution for health care, insurance and other critical files with frequent retrieval. Easiest to re-stock.
Requirements	Follower block or Dividers	Hangrails or high-drawer sides	Front-access shelves
Can be used in	<ul style="list-style-type: none"> <li>Vertical files (front-to-back only)</li> <li>Lateral files (side-to-side only in drawers or roll-out shelves)</li> <li>Shelf files (side-to-side only)</li> </ul>	<ul style="list-style-type: none"> <li>Vertical files (front-to-back only)</li> <li>Lateral files (front-to-back or side-to-side in drawers or roll-out shelves)</li> </ul>	<ul style="list-style-type: none"> <li>Lateral files (side-to-side only in roll-out shelves or fixed shelves)</li> <li>Shelf files (side-to-side only — ideal for high-density)</li> </ul>


### LATERAL FILING OPTIONS




#### Front-to-back filing:

**30" wide files\*:** 30 1/2" of filing with letter/letter rows.

**36" wide files\*:** 30 1/2" of filing with letter/letter, legal/legal, or letter/legal rows.



**42" wide files\*\*:** 45 1/4" of filing with 3 rows letter or 30 1/2" of 2 rows legal, or 2 standard printout rows.

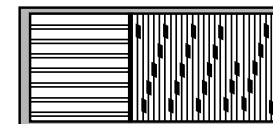


#### Side-to-side filing:

**30" wide files:** 27" of filing with letter or legal.

**36" wide files:** 33" of filing with letter or legal.

**42" wide files:** 39" of filing with letter or legal.



#### Combination filing:

(front-to-back with side-to-side in one drawer)

**30" wide files:** not recommended.

**36" wide files:** 15 1/4" of front-to-back filing and 20 1/4" of side-to-side legal filing.

**42" wide files:** 15 1/4" of front-to-back filing and 26 1/4" of side-to-side legal filing.

\* Requires H919491 optional hangrails.

\*\* Requires H919492 optional hangrails.

### Flagship®/Brigade® Series Pedestals Utilization with 38000 Series, Initiate®, 66000 Series and Simplicity® II.

Pedestal Depths	Initiate® and Simplicity II Panel-Hung Worksurfaces			66000 StationMaster		38000 Series Modular Deskting		
	20" Deep	24" Deep	29 1/2" Deep	24" Deep	29 1/2" Deep	24" Deep	30" Deep	36" Deep
19 1/4" Deep	•	•	•	•	•	•	•	•
22 1/4" Deep		•	•		•	•*	•	•
28 1/4" Deep			•				•	•

\* Cannot attach 22 1/4" D Hanging Pedestal.

### WORKING WITH STORAGE PEDESTALS

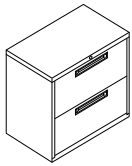
Storage Pedestals are available in 6 styles:

- Box/File Mobile.....(Model Nos. beginning in 15)
- Universal Height.....(Model Nos. beginning in 16 or 17)
- Hanging.....(Model Nos. beginning in 14)
- Worksurface Supporting\*\*.....(Model Nos. beginning in 19 or 36)
- Under Worksurface Mobile.....(Model Nos. beginning in 18 or 33)

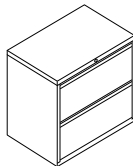
Worksurface height supporting pedestals have a taller base plate, resulting in a taller overall cabinet height. Consideration must be made to ensure that units align visually with each other. The accompanying chart will help you select the correct pedestal for your application.

Pedestal Models (Nos. begin with)	Style	Overall Height	Base Height	Spacer Required Below Worksurface
H15	Box/File mobile	22 1/4"	N/A	N/A
H16 or H17	Universal height	26 1/4"	2"	OPTIONAL
H14	Hanging	19 1/2"	N/A	N/A
H19 or H36	Worksurface supporting**	28"	3 1/4"	NO
H18 or H33	Under Worksurface mobile	28"	3 1/4"	NO

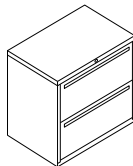
\*\* Units will support conventional 29 1/2" H worksurfaces, WITHOUT SPACERS.



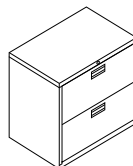
**Flagship®**



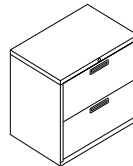
**Brigade®  
Model H872L**



**Brigade®  
Model H772L**



**Brigade®  
Model H672L**



**Model H572L**

Flagship Series lateral files are 18''D.

Brigade® 800, 700, 600 and 500 Series lateral files are all 19¼''D.

Series	Widths Available	Heights Available	Suspension Style	Usage	Pull	Safety Interlock	Lock	Features
<b>Flagship®, Brigade®, 800, 700, 600</b> Drawer, Rollout	30'' 36'' 42''	2 dwr 3 dwr 4 dwr 5 dwr	Heavy Duty ball-bearing (telescoping)	Intensive	<b>Flagship Series</b> 3 Pulls available. See page 392. <b>Brigade® 800 Series</b> Full-width radius designer style with magnetic label holders <b>Brigade® 700 Series</b> Full-width designer style with magnetic label holders <b>Brigade® 600 Series</b> Anodized Aluminum w/label holder	Positive Mechanical	Core removable	<ul style="list-style-type: none"> <li>• 4 leveling glides</li> <li>• 2 hangrails per drawer</li> <li>• Rack resistant case reinforcement</li> </ul>
<b>500</b>	30'' 36''	2 dwr 4 dwr 5 dwr <sup>††</sup>	Ball-bearing	Moderate	Color-matched polymer	Positive Mechanical	Core removable	<ul style="list-style-type: none"> <li>• 4 leveling glides</li> <li>• 2 hangrails per drawer</li> </ul>

<sup>††</sup> 500 Series 5 drawer model available in 36''W only.

All products meet or exceed ANSI/BIFMA and ISTA performance standards.

CONFIGURATION OPTIONS — LATERAL FILES																		
A. Standard drawers	B. Receding door with roll-out shelf	Posting shelf																
Most popular. Holds: <ul style="list-style-type: none"> <li>• Standing files</li> <li>• Hanging files</li> <li>• Letter, legal or A4</li> <li>• Supplies</li> </ul> Side-to-side standard, Front-to-back optional	More flexible. Holds: <ul style="list-style-type: none"> <li>• End-tab files</li> <li>• Standing files</li> <li>• Hanging files</li> <li>• Letter, legal or A4</li> <li>• Larger/boxed supplies</li> </ul> Side-to-side standard, Front-to-back optional	Convenient for access, review and replacement of records; only available on select 5-high models.																
<b>SERIES/SUFFIX:</b> <b>Heights Offered:</b>	<b>500L</b> <b>2, 4, 5</b>	<b>Brigade</b> <b>600L, 700L, 800L</b> <b>2, 3, 4, 5</b>	<b>Flagship</b> <b>2, 3, 4, 5</b>															
	<table border="1"> <tr><td>B</td></tr> <tr><td>A</td></tr> <tr><td>A</td></tr> <tr><td>A</td></tr> <tr><td>A</td></tr> </table>	B	A	A	A	A	<table border="1"> <tr><td>B</td></tr> <tr><td>AB</td></tr> <tr><td>AB</td></tr> <tr><td>AB</td></tr> <tr><td>A</td></tr> </table>	B	AB	AB	AB	A	<table border="1"> <tr><td>B</td></tr> <tr><td>A</td></tr> <tr><td>A</td></tr> <tr><td>A</td></tr> <tr><td>A</td></tr> </table>	B	A	A	A	A
B																		
A																		
A																		
A																		
A																		
B																		
AB																		
AB																		
AB																		
A																		
B																		
A																		
A																		
A																		
A																		
<b>Widths Offered:</b>	30", 36"	30", 36", 42"	30", 36", 42"															
			NOTE: AB designated drawers are available either as all "A" or all "B" within a cabinet.															

## Storage and Files Ordering Information

For all paint options – see page 393.

### Pull Options for Flagship Storage

#### Suffix "A"



Satin Chrome Arch Pull

#### Suffix "N"



Full Face Integral Drawer Pull

#### Suffix "R"



Full Radius Drawer Pull

		Flagship® Product ©	Flagship® Side Access Pedestal ©	Flagship® Desk Tower Worksurfaces ©	Brigade Pedestals ©	Optional Laminate Tops for Pedestals ©	Brigade 800, 700, 600 Lateral Files ©	500 Lateral Files ©	Brigade Overfiles ©	Optional Laminate Tops for Lateral Files ©	210/250B Series Vertical Files ©	310/H320 Series Vertical Files ©	510 Series Vertical Files ©	Brigade Storage Cabinets	Brigade 600 Series Shelf Files ©	FlameSafe Files	Brigade Steel Bookcases ©	Optional Laminate Tops for Steel Bookcases ©	1870/1890 Series Bookcases
LAMINATES		CODES																	
Core	Bourbon Cherry	H	•	•	•					•								•	
	Columbian Walnut	Z	•	•	•					•								•	
	Harvest	C	•	•	•					•								•	
	Henna Cherry	J	•	•	•					•								•	•
	Mahogany	N	•	•	•					•								•	•
	Natural Maple	D	•	•	•					•								•	
	Shaker Cherry	F	•	•	•					•								•	
Solid	Charcoal	S			•					•								•	
	Light Gray	Q			•					•								•	
	Whitestone	K4		•															
Patterned	Carbon Mesh	A7		•	•					•								•	
	Sheer Mesh	A5		•	•					•								•	
	Silver Mesh	B9		•	•					•								•	
	Steel Mesh	A9		•	•					•								•	
	Taupe Mesh	A8		•	•					•								•	
	Canyon Zephyr	K9		•	•					•								•	
	Cloud Zephyr	K7		•	•					•								•	
	Desert Zephyr	K8		•	•					•								•	
	Morro Zephyr	L9		•	•					•								•	
	Shadow Zephyr	K1		•	•					•								•	
	Gray	G2		•	•					•								•	
	Grey Tigris	L6		•	•					•								•	
	White	G1		•	•					•								•	
EDGEBAND		CODES																	
	Black	P		•															
	Carob	G		•															
	Charcoal	S		•															
	Greige	R		•															
	Light Gray	Q		•															
	Muslin	T		•															
	Platinum	K		•															
	Putty	L		•															
	Taupe	E		•															

NOTES: Arch pulls available in Satin Chrome only.  
For all paint options — see page 393.

		Flagship® Product ©	Flagship® Side Access Pedestal ©	Flagship® Desk Tower Worksurfaces ©	Brigade Pedestals ©	Embark® Pedestals	Optional Laminate Tops for Pedestals ©	Brigade 800, 700, 600 Lateral Files ©	500/H400 Lateral Files ©	Brigade Overfiles ©	Optional Laminate Tops for Lateral Files ©	210/250B Series Vertical Files ©	310/H320/HH4410 Series Vertical Files ©	510 Series Vertical Files ©	Brigade Storage Cabinets	Brigade 600 Series Shelf Files ©	FlameSafe Files	Brigade Steel Bookcases ©	Optional Laminate Tops for Steel Bookcases ©	1870/1890 Series Bookcases
PAINTS		CODES																		
Core	Black	P	•	•	•			•	•	•	•	•	•	•	•	•	•	•		
	Carob	T8	•	•	•			•	•	•	•	•	•	•	•	•	•	•		
	Charcoal	S	•	•	•			•	•	•	•	•	•	•	•	•	•	•		
	Greige	T5	•	•	•			•	•	•	•	•	•	•	•	•	•	•		
	Light Gray	Q	•	•	•			•	•	•	•	•	•	•	•	•	•	•		
	Muslin	T3	•	•	•			•	•	•	•	•	•	•	•	•	•	•		
	Putty	L	•	•	•			•	•	•	•	•	•	•	•	•	•	•		
	Taupe	E	•	•	•			•	•	•	•	•	•	•	•	•	•	•		
CHOICE COLORS (GRADE 2)																				
Choice Metallics	Champagne Metallic	T4	•	•	•			•	•	•	•	•	•	•	•	•	•	•		
	Platinum Metallic	T1	•	•	•			•	•	•	•	•	•	•	•	•	•	•		
Haworth®	Beige	D1	•	•	•			•	•	•	•	•	•	•	•	•	•	•		
	Chalk <sup>1</sup>	T3	•	•	•			•	•	•	•	•	•	•	•	•	•	•		
	Charcoal	D2	•	•	•			•	•	•	•	•	•	•	•	•	•	•		
	Graphite	D5	•	•	•			•	•	•	•	•	•	•	•	•	•	•		
	Putty	D6	•	•	•			•	•	•	•	•	•	•	•	•	•	•		
	Sand	D3	•	•	•			•	•	•	•	•	•	•	•	•	•	•		
	Smoke	D7	•	•	•			•	•	•	•	•	•	•	•	•	•	•		
	Stone	D4	•	•	•			•	•	•	•	•	•	•	•	•	•	•		
Herman Miller®	Black Umber	J4	•	•	•			•	•	•	•	•	•	•	•	•	•	•		
	Dark Tone	J1	•	•	•			•	•	•	•	•	•	•	•	•	•	•		
	Inner Tone	J2	•	•	•			•	•	•	•	•	•	•	•	•	•	•		
	Inner Tone Light	J5	•	•	•			•	•	•	•	•	•	•	•	•	•	•		
	Just Tan	J7	•	•	•			•	•	•	•	•	•	•	•	•	•	•		
	Light Gray	J3	•	•	•			•	•	•	•	•	•	•	•	•	•	•		
	Light Tone	J6	•	•	•			•	•	•	•	•	•	•	•	•	•	•		
	Medium Tone	H8	•	•	•			•	•	•	•	•	•	•	•	•	•	•		
Slate Gray	H7	•	•	•			•	•	•	•	•	•	•	•	•	•	•			
Knoll®	Dark Gray	J8	•	•	•			•	•	•	•	•	•	•	•	•	•	•		
	Jet Black <sup>2</sup>	P	•	•	•			•	•	•	•	•	•	•	•	•	•	•		
	Light Gray	J9	•	•	•			•	•	•	•	•	•	•	•	•	•	•		
	Medium Gray	K1	•	•	•			•	•	•	•	•	•	•	•	•	•	•		
	Pewter	K2	•	•	•			•	•	•	•	•	•	•	•	•	•	•		
	Pumice	K4	•	•	•			•	•	•	•	•	•	•	•	•	•	•		
	Soft Gray	K3	•	•	•			•	•	•	•	•	•	•	•	•	•	•		
Taupe	K5	•	•	•			•	•	•	•	•	•	•	•	•	•	•			
Steelcase®	Black <sup>3</sup>	P	•	•	•			•	•	•	•	•	•	•	•	•	•	•		
	Cream	K6	•	•	•			•	•	•	•	•	•	•	•	•	•	•		
	Grey Value 1	K9	•	•	•			•	•	•	•	•	•	•	•	•	•	•		
	Midnight	K7	•	•	•			•	•	•	•	•	•	•	•	•	•	•		
	Smoke	H5	•	•	•			•	•	•	•	•	•	•	•	•	•	•		
	Tan Value 1	K8	•	•	•			•	•	•	•	•	•	•	•	•	•	•		
Warm Brown Value 2	H6	•	•	•			•	•	•	•	•	•	•	•	•	•	•			

**Choice/Metallics are paint grade 2, and do not require a customer approval.**

For Champagne Metallic Paint, Greige is the suggested edgeband color. When Champagne Metallic Paint is selected, pulls are standard in Greige.

<sup>1</sup>Haworth Chalk is the same as HON Muslin. When ordering this color use the HON Muslin paint code T3.

<sup>2</sup>Knoll Jet Black is the same as HON Black. When ordering this color use the HON Black paint code P.

<sup>3</sup>Steelcase Black is the same as HON Black. When ordering this color use the HON Black paint code P.

NOTES: Choice color selections do not require a customer approval. The colors can be ordered with the HON paint code noted above. If unsure of the color, please request a metal sample from HON Literature Fulfillment.

For HON's ColorCorrect® program, any textured paint will be matched as smooth paint.

Pricing for eligible product is listed on the individual list pricer pages under the column Choice/Metallic column.

No minimum order is required.

Refer to page 10 for detailed information on the ColorCorrect® program.

**Custom Paint Colors**

Custom Paint Colors require a specials number which can be obtained by calling HON Customer Service at 1-800-833-3964 option 2.

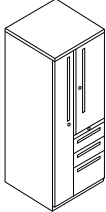
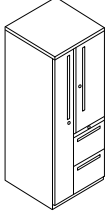


# Flagship® Personal Storage Tower

GSA SIN 711-3



- ▶ Available in two heights.
- ▶ 24" W x 24" D footprint allows use within Systems applications by matching 24" D workspaces.
- ▶ Four adjustable leveling glides.
- ▶ Each box drawer contains one divider, file drawers contain one follower block and one crossrail.
- ▶ Steel ball-bearing suspension on box and file drawers.
- ▶ Equipped with HON "One Key" interchangeable core removable locks.
- ▶ Available in Arch (A), Full Face Integral (N) and Full Radius (R) Drawer Pulls. See below and page 392 for pull options.
- ▶ Choose from any of three pull options with no upcharge.
- ▶ Arch pull available in Satin Chrome only.
- ▶ Omit lock-option available. See page 665 for ordering instructions.
- ▶ To provide a flush appearance to coordinate with laterals and file centers, order Flush Front Kick Plates. See page 398.
- ▶ See page 428 for pedestal accessories.



Description	Model	Ship Weight	Cube	List by Paint Grade		
				Core	Choice/Metallics	Custom
 Wardrobe and Storage with 2 adjustable shelves, Box/Box/File 24" W x 24" D x 64 1/4" H, Personal Storage Cabinet on Right 24" W x 24" D x 64 1/4" H, Personal Storage Cabinet on Left	<b>HST24723R(?)</b>	233	26.6	\$1908	\$1968	\$2028
	<b>HST24723L(?)</b>	233	26.6	\$1908	\$1968	\$2028
NOTES: Wardrobe side measures 9" W x 24" D and includes a coat rod. Personal storage cabinet includes two adjustable shelves which adjust in 2" increments and B/B/F drawers. Wire management grommet in personal storage cabinet. Wardrobe, storage cabinet and pedestal all lock independently.						
 Wardrobe and Storage with 2 adjustable shelves, File/File 24" W x 24" D x 64 1/4" H, Personal Storage Cabinet on Right 24" W x 24" D x 64 1/4" H, Personal Storage Cabinet on Left	<b>HST24823R(?)</b>	229	26.6	\$1908	\$1968	\$2028
	<b>HST24823L(?)</b>	229	26.6	\$1908	\$1968	\$2028
NOTES: Wardrobe side measures 9" W x 24" D and includes a coat rod. Personal storage cabinet includes two adjustable shelves which adjust in 2" increments and F/F drawers. Wire management grommet in personal storage cabinet. Wardrobe, storage cabinet and pedestal all lock independently.						
 Wardrobe with 1 adjustable shelf, Box/Box File 24" W x 24" D x 48 1/2" H, Personal Storage Cabinet on Right 24" W x 24" D x 48 1/2" H, Personal Storage Cabinet on Left	<b>HST24523R(?)</b>	186	20.6	\$1565	\$1625	\$1685
	<b>HST24523L(?)</b>	186	20.6	\$1565	\$1625	\$1685
 Wardrobe with 1 adjustable shelf, File/File 24" W x 24" D x 48 1/2" H, Personal Storage Cabinet on Right  Wardrobe with 1 adjustable shelf, File/File 24" W x 24" D x 48 1/2" H, Personal Storage Cabinet on Left	<b>HST24623R(?)</b>	180	20.6	\$1565	\$1625	\$1685
	<b>HST24623L(?)</b>	180	20.6	\$1565	\$1625	\$1685

**NOTES: See page 398 for Flush Front Kick Plates and Tower to Worksurface Bracket. See page 428 for Pedestal Accessories.**

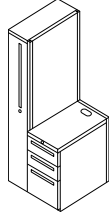
How to specify	1st Option	2nd Option
<b>Select Model Number from above</b> <b>Select the Pull</b> A Satin Arch N Full Face Integral R Full Radius <b>H   S   T   2   4   5   2   3   R   A   .</b>	<b>Select Lock Option</b> L Lock (no upcharge) X Omit Lock (deduct \$42) <b>L   .</b>	<b>Select Paint Color</b> See page 393 <b>T   1  </b>

Icon Legend on page 11

- ▶ Available in two heights.
- ▶ 24''W x 24''D footprint allows use within systems applications by matching 24''D workspaces.
- ▶ Works with all 24''W Initiate Hang-on Accessories.
- ▶ Four adjustable leveling glides.
- ▶ Each box drawer contains one divider, file drawers contain one follower block and one crossrail.
- ▶ Steel ball-bearing suspension on box and file drawers.
- ▶ Equipped with HON "One Key" interchangeable core removable locks.
- ▶ Available in Arch (A), Full Face Integral (N) and Full Radius (R) Drawer Pulls. See below and page 392 for pull options.
- ▶ Choose from any of three pull options with no upcharge.
- ▶ Arch pull available in Satin Chrome only.
- ▶ Omit lock-option available. See page 665 for ordering instructions.
- ▶ To provide a flush appearance to coordinate with laterals and file centers, order Flush Front Kick Plates. See page 398.
- ▶ See page 428 for pedestal accessories.

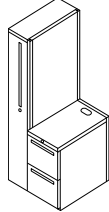


Description	Model	Ship Weight	Cube	List by Paint Grade		
				Core	Choice/Metallics	Custom
<b>Desk Tower, Box/Box/File</b> 24''W x 24''D x 64¼''H, Pedestal on Right 24''W x 24''D x 64¼''H, Pedestal on Left  NOTES: Wardrobe side measures 10''W x 24''D and includes a coat rod. Wardrobe and pedestal lock independently.	<b>HST26723R(?)</b>	170	26.6	\$1619	\$1679	\$1739
	<b>HST26723L(?)</b>	170	26.6	\$1619	\$1679	\$1739



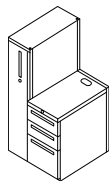
Model HST26723RN shown

<b>Desk Tower, File/File</b> 24''W x 24''D x 64¼''H, Pedestal on Right 24''W x 24''D x 64¼''H, Pedestal on Left  NOTES: Wardrobe side measures 10''W x 24''D and includes a coat rod. Wardrobe and pedestal lock independently.	<b>HST26823R(?)</b>	167	26.6	\$1619	\$1679	\$1739
	<b>HST26823L(?)</b>	167	26.6	\$1619	\$1679	\$1739

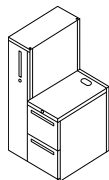


Model HST26823RN shown

<b>Desk Tower, Left Box/Box/File Pedestal, Right</b> 24''W x 24''D x 48½''H  <b>Desk Tower, Right Box/Box/File Pedestal, Left</b> 24''W x 24''D x 48½''H	<b>HST26523R(?)</b>	153	20.6	\$1445	\$1505	\$1565
	<b>HST26523L(?)</b>	153	20.6	\$1445	\$1505	\$1565



<b>Desk Tower, Left File/File Pedestal, Right</b> 24''W x 24''D x 48½''H  <b>Desk Tower, Right File/File Pedestal, Left</b> 24''W x 24''D x 48½''H	<b>HST26623R(?)</b>	147	20.6	\$1445	\$1505	\$1565
	<b>HST26623L(?)</b>	147	20.6	\$1445	\$1505	\$1565



GSA — Entire page receives Other Filing & Storage discounting.

**NOTES: See page 398 for Flush Front Kick Plates.  
 See page 428 for Pedestal Accessories.  
 See pages 364-366 for 24''W Initiate Hang-on Accessories.**

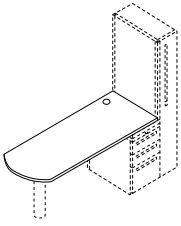
How to specify	1st Option	2nd Option
<b>Select Model Number from above</b> <b>Select the Pull</b> A Satin Arch N Full Face Integral R Full Radius <b>H   S   T   2   6   5   2   3   R   A   .</b>	<b>Select Lock Option</b> L Lock (no upcharge) X Omit Lock (deduct \$2) <b>L   .</b>	<b>Select Paint Color</b> See page 393 <b>T   1  </b>



# Flagship® Desk Tower Worksurfaces

GSA SIN 711-3 Except as Noted

# HON



- ▶ Worksurfaces are high pressure laminate.
- ▶ Worksurfaces are 10" shorter than desired footprint to keep total dimension on panel.
- ▶ Worksurfaces available in flat, PVC edge.
- ▶ Grommet color and edge color match.

- ▶ Grommets standard on worksurfaces.
  - 2 grommets per rectangle
  - 1 grommet per peninsula and P-shaped
- ▶ P-shaped towards seated side of surface.
- ▶ Choose paint/color grades. See page 393 for paint options.

△ **Peninsula and P-shaped worksurfaces are intended for freestanding applications and require support column HNCNLEG29. See below.**

△ **Rectangle worksurfaces are to be used in panel hung applications only, using provided cantilever brackets.**

Description	Model	Ship Weight	Cube	List
<p><b>Rectangle Worksurfaces</b>            38" W x 24" D            44" W x 24" D            50" W x 24" D            56" W x 24" D            62" W x 24" D</p>	<b>HSWR2438P</b>	48	2.9	\$ 364
	<b>HSWR2444P</b>	56	3.2	\$ 384
	<b>HSWR2450P</b>	63	3.4	\$ 404
	<b>HSWR2456P</b>	71	4.1	\$ 449
	<b>HSWR2462P</b>	77	4.8	\$ 480
<p><b>Peninsula Worksurfaces</b>            62" W x 24" D, Right            62" W x 24" D, Left (shown)</p> <p>Requires Support Column HNCNLEG29</p> <p>NOTES: Order support column model, HNCNLEG29, separately.</p>	<b>HSWP2462RP</b>	77	4.8	\$ 578
	<b>HSWP2462LP</b>	77	4.8	\$ 578
<p><b>P-shaped Worksurfaces, P-shaped Peninsula</b>            62" W x 24" / 30" D, Right            62" W x 30" / 24" D, Left (shown)</p> <p>Requires Support Column HNCNLEG29</p> <p>NOTES: Order support column model, HNCNLEG29, separately.</p>	<b>HSWBAB62RP</b>	82	6.2	\$ 617
	<b>HSWBAB62LP</b>	82	6.2	\$ 617

GSA — Above models receive Other Filing &amp; Storage discounting.

How to specify	1st Option	2nd Option
<b>Select Model Number from above</b> <b>H   S   W   R   2   4   3   8   P   .</b>	<b>Select Laminate</b> See page 392 <b>J   .</b>	<b>Select Edgeband Color</b> See page 392 <b>S  </b>

Description	Model	Ship Weight	Cube	List by Paint Grade	
				Core	Choice/Metallics
<p><b>Support Column*</b>            Required for Peninsula Worksurfaces for 29½" Height</p> <p><b>Specify:</b>            Core: Black (P), Carob (V), Charcoal (S), Greige (T5), Light Gray (Q), Muslin (T3), Putty (L), Taupe (E)            Choice/Metallics: Champagne Metallic (T4), Platinum Metallic (T1)</p> <p>△ <b>Brackets must be connected into panel slots.</b></p> <p>Non-handed unit            Specify paint  <b>SIN 711-1</b></p>	<b>HNCNLEG29</b>	13	1.1	\$ 154	\$ 179

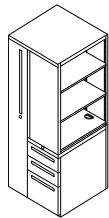
How to specify	1st Option
<b>Select Model Number from above</b> <b>H   N   C   N   L   E   G   2   9   2   .</b>	<b>Select Paint Color</b> See page 393 <b>T   1  </b>

Icon Legend on page 11

- ▶ Available in two heights.
- ▶ 24''W x 24''D footprint allows use within systems applications by matching 24''D worksurfaces.
- ▶ Four adjustable leveling glides.
- ▶ Each box drawer contains one divider, file drawers contain one follower block and one crossrail.
- ▶ Steel ball-bearing suspension on box and file drawers.
- ▶ Equipped with HON "One Key" interchangeable core removable locks.
- ▶ Available in Arch (A), Full Face Integral (N) and Full Radius (R) Drawer Pulls. See below and page 392 for pull options.
- ▶ Choose from any of three pull options with no upcharge.
- ▶ Arch pull available in Satin Chrome only.
- ▶ Omit lock-option available. See page 665 for ordering instructions.
- ▶ To provide a flush appearance to coordinate with laterals and file centers, order Flush Front Kick Plates. See page 398.
- ▶ See page 428 for pedestal accessories.



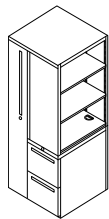
Description	Model	Ship Weight	Cube	List by Paint Grade		
				Core	Choice/Metallics	Custom



Model HST25723RN shown

<b>End Tower with Bookcase, Box/Box/File</b> 24''W x 24''D x 64¼''H, Bookcase on Right 24''W x 24''D x 64¼''H, Bookcase on Left	<b>HST25723R(?)</b>	203	26.6	\$1789	\$1849	\$1909
	<b>HST25723L(?)</b>	203	26.6	\$1789	\$1849	\$1909

NOTES: Wardrobe side measures 9''W x 24''D and includes a coat rod. Bookcase includes three adjustable shelves which adjust in ½'' increments with wire management grommet in bottom shelf. Wardrobe and pedestal lock independently.



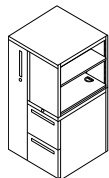
<b>End Tower with Bookcase, File/File</b> 24''W x 24''D x 64¼''H, Bookcase on Right 24''W x 24''D x 64¼''H, Bookcase on Left	<b>HST25823R(?)</b>	200	26.6	\$1789	\$1849	\$1909
	<b>HST25823L(?)</b>	200	26.6	\$1789	\$1849	\$1909

NOTES: Wardrobe side measures 9''W x 24''D and includes a coat rod. Bookcase includes three adjustable shelves which adjust in ½'' increments with wire management grommet in bottom shelf. Wardrobe and pedestal lock independently.



<b>End Tower Bookcase and Box/Box/File, Right Wardrobe, Left</b> 24''W x 24''D x 48½''H	<b>HST25523R(?)</b>	180	20.6	\$1517	\$1577	\$1637
--	---------------------	-----	------	--------	--------	--------

<b>End Tower Bookcase and Box/Box/File, Left Wardrobe, Right</b> 24''W x 24''D x 48½''H	<b>HST25523L(?)</b>	180	20.6	\$1517	\$1577	\$1637
--	---------------------	-----	------	--------	--------	--------



<b>End Tower Bookcase and File/File, Right Wardrobe, Left</b> 24''W x 24''D x 48½''H	<b>HST25623R(?)</b>	174	20.6	\$1517	\$1577	\$1637
---	---------------------	-----	------	--------	--------	--------

<b>End Tower Bookcase and File/File, Left Wardrobe, Right</b> 24''W x 24''D x 48½''H	<b>HST25623L(?)</b>	174	20.6	\$1517	\$1577	\$1637
---	---------------------	-----	------	--------	--------	--------

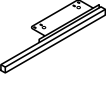


**NOTES: See page 398 for Flush Front Kick Plates and Tower to Worksurface Bracket. See page 428 for Pedestal Accessories.**



How to specify	1st Option	2nd Option
<b>Select Model Number from above</b> <b>Select the Pull</b> A Satin Arch N Full Face Integral R Full Radius <b>H   S   T   2   5   5   2   3   R   A   .</b>	<b>Select Lock Option</b> L Lock (no upcharge) X Omit Lock (deduct \$28) <b>L   .</b>	<b>Select Paint Color</b> See page 393 <b>T   1  </b>



- ▶ Flush Front Kick Plates provide a flush appearance to coordinate with lateral files and file centers.
- ▶ Kick Plate is field installable.
- ▶ Tower to Worksurface Bracket eliminates the need for a panel attached end panel, by attaching to panel and worksurface.



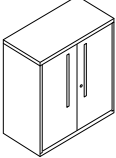

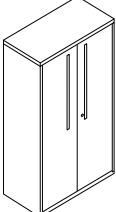

Description	Model	Ship Weight	Cube	List by Paint Grade		
				Core	Choice/Metallics	Custom
 HKP2424R  Flush Front Kick Plate for 24''W Towers	<b>HKP2424R</b>	2 	0.1	\$ 108	\$ 113	\$ 118
	<b>HKP2424L</b>	2 	0.1	\$ 108	\$ 113	\$ 118
NOTES: Mounts to base of tower to provide a flush appearance to coordinate with laterals and file centers. Kick plate is field-installable. Model HKP2424R to be used on Personal Storage Tower with pedestal on right. Model HKP2424L to be used on Personal Storage Tower with pedestal on left.						
<i>GSA — Entire page receives Other Filing &amp; Storage discounting.</i>						

 HSTB2W1  Tower to Worksurface Bracket Ships complete with hardware to attach bracket to panel and worksurface.	<b>HSTB2W1</b>	1 	0.6	\$ 49	\$ 54	\$ 59
NOTES: Bracket allows Personal Storage Towers and Bookcase Towers to attach to panel hung worksurfaces. Replaces the need for a panel attached end panel. ⚠ <b>Not designed to be used with desk towers.</b>						

How to specify	Select Model Number from above <b>H   K   P   2   4   2   4   R   .</b>	1st Option Select Paint Color See page 393 <b>T   1  </b>
----------------	--	--

- 64 1/4" H models complement Initiate panel and Flagship lateral file heights.
- Flush top and sides.
- Reinforced case construction.
- Includes adjustable shelves, adjustable in 2" increments.
- Arch pull available in Satin Chrome only.
- Choose from any of three pull options with no upcharge.
- Available in Arch (A), Full Face Integral (N) and Full Radius (R) Drawer Pulls. See below and page 392 for pull options.
- Adjustable leveling glide is standard.
- Equipped with HON "One Key" interchangeable core removable locks.
- Wire management grommet in back of unit.
- Omit lock-option available. See page 665 for ordering instructions.
- Choose from any of three pull options with no upcharge.



Description	Model	Ship Weight	Cube	List by Paint Grade		
				Core	Choice/Metallics	Custom
 Storage Cabinets 36" W x 18" D x 39 1/8" H (with lock) 2 adjustable shelves  Model HFSC183640N shown	HFSC183640(?) 	119	20.0	\$ 766	\$ 826	\$ 886
 36" W x 18" D x 64 1/4" H (with lock) 4 adjustable shelves  Model HFSC183664N shown	HFSC183664(?) 	184	31.8	\$1119	\$1179	\$1239

GSA — Above models receive Other Filing & Storage discounting.

How to specify	<p><b>Select Model Number from above</b></p> <p><b>Select the Pull</b></p> <p><b>A</b> Satin Chrome Arch  <b>N</b> Full Face Integral  <b>R</b> Full Radius</p> <p><b>H   F   S   C   1   8   3   6   4   0   A   .</b></p>	<p><b>1st Option</b></p> <p><b>Select Lock Option</b></p> <p><b>L</b> Lock (no upcharge)  <b>X</b> Omit Lock (deduct \$14)</p> <p><b>L   .</b></p>	<p><b>2nd Option</b></p> <p><b>Select Paint Color</b></p> <p>See page 393</p> <p><b>P  </b></p>
----------------	---	--	---

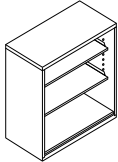
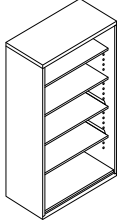
# Flagship® Bookcases

GSA SIN 711-3



- ▶ 64 1/4" H models complement Initiate panel and Flagship lateral file heights.
- ▶ Flush top and sides.
- ▶ Reinforced case construction.
- ▶ Shelves adjust in 2" increments.
- ▶ Wire management grommet in back of unit.



Description	Model	Ship Weight	Cube	List by Paint Grade		
				Core	Choice/Metallics	Custom
 <p>3 Shelf 36"W x 18"D x 39 1/8"H</p>	<b>HFSC183640W</b>	100	20.0	\$ 619	\$ 679	\$ 739
 <p>5 Shelf 36"W x 18"D x 64 1/4"H</p>	<b>HFSC183664W</b>	148	31.8	\$ 916	\$ 976	\$1036

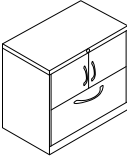
GSA — Above models receive Other Filing & Storage discounting.

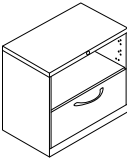
How to specify	<p>Select Model Number from above</p> <p><b>H   F   S   C   1   8   3   6   4   0   W   .   P</b></p>	<p>1st Option</p> <p>Select Paint Color</p> <p>See page 393</p>
----------------	---	---

Icon Legend on page 11

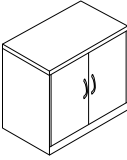
- ▶ File Center tops are 1 1/8" thick.
- ▶ Flush top and sides.
- ▶ 28" H File Center fits under all HON worksurfaces and desk shells.
- ▶ Heavy duty steel ball-bearing suspension on all drawers.
- ▶ Box drawers contain one divider.
- ▶ File drawers include one follower block.
- ▶ Each lateral drawer contains one set of hangrails for side-to-side filing.
- ▶ One lock located in top; secures all drawers.
- ▶ 4 leveling glides standard.
- ▶ Equipped with HON "One Key" interchangeable core removable locks.
- ▶ Standard with counterweight.
- ▶ Reinforced case construction.
- ▶ Available in Arch (A), Full Face Integral (N) and Full Radius (R) Drawer Pulls. See below and page 392 for pull options.
- ▶ Choose from any of three pull options with no upcharge.
- ▶ Arch pull available in Satin Chrome only.

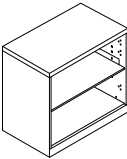


Description	Model	Ship Weight	Cube	List by Paint Grade		
				Core	Choice/Metallics	Custom
 <p>Lateral File, bottom, locking Shelf with Doors, non-locking 30"W x 18"D x 28"H, Standard Height NOTES: Total filing space in top opening is 11 5/8". Accommodates one row of standard height binders.</p>	<b>HFC1830DLF(?)</b>	105	12.3	\$ 901	\$ 931	\$ 961

 <p>Lateral File, bottom, locking Shelf without Door 30"W x 18"D x 28"H, Standard Height NOTES: Total filing space in top opening is 11 5/8". Accommodates one row of standard height binders.</p>	<b>HFC1830NLF(?)</b>	99	12.3	\$ 849	\$ 879	\$ 909
---	----------------------	----	------	--------	--------	--------

How to specify	1st Option	2nd Option
<p><b>Select Model Number from above</b></p> <p><b>Select the Pull</b></p> <p><b>A</b> Satin Arch <b>N</b> Full Face Integral <b>R</b> Full Radius</p> <p><b>H   F   C   1   8   3   0   D   L   F   A   .</b></p>	<p><b>Select Lock Option</b></p> <p><b>L</b> Lock (no upcharge) <b>X</b> Omit Lock (deduct \$14)</p> <p><b>L   .</b></p>	<p><b>Select Paint Color</b></p> <p>See page 393</p> <p><b>T   1  </b></p>

Description	Model	Ship Weight	Cube	List by Paint Grade		
				Core	Choice/Metallics	Custom
 <p>File Center with Doors and Shelf, non-locking 30"W x 18"D x 28"H, Standard Height NOTES: Total opening is 23 3/4". Will accommodate one row of binders either above or below the shelf. Shelf adjustable in 2" increments.</p>	<b>HFC1830DD(?)</b>	84	12.3	\$ 697	\$ 727	\$ 757

 <p>File Center without Doors, includes one Shelf 30"W x 18"D x 28"H, Standard Height NOTES: Total opening is 23 3/4". Will accommodate one row of binders either above or below the shelf. Shelf adjustable in 2" increments.</p>	<b>HFC1830NN</b>	74	12.3	\$ 593	\$ 623	\$ 653
---	------------------	----	------	--------	--------	--------

How to specify	1st Option
<p><b>Select Model Number from above</b></p> <p><b>Select the Pull</b></p> <p><b>A</b> Satin Arch <b>N</b> Full Face Integral <b>R</b> Full Radius</p> <p><b>H   F   C   1   8   3   0   D   D   A   .</b></p>	<p><b>Select Paint Color</b></p> <p>See page 393</p> <p><b>T   1  </b></p>

# Flagship® Standard Height File Center with Bookcase

GSA SIN 711-3



- ▶ File Center tops are 1 1/8" thick.
- ▶ Flush top and sides.
- ▶ 28"H File Centers fit under all HON worksurfaces and desk shells.
- ▶ Heavy duty steel ball-bearing suspension on all drawers.
- ▶ Box drawers contain one divider.
- ▶ File drawers include one follower block.
- ▶ One lock located in top; secures all drawers.
- ▶ 4 leveling glides standard.
- ▶ Available in Arch (A), Full Face Integral (N) and Full Radius (R) Drawer Pulls. See below and page 392 for pull options.
- ▶ Choose from any of three pull options with no upcharge.
- ▶ Arch pull available in Satin Chrome only.
- ▶ Equipped with HON "One Key" interchangeable core removable locks.
- ▶ Standard with counterweight.
- ▶ Reinforced case construction.

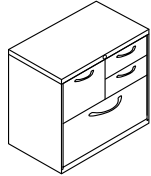


	Description	Model	Ship Weight	Cube	List by Paint Grade		
					Core	Choice/Metallics	Custom
	Box/Box/File, Left Bookcase with Door, Right; non-locking 30"W x 18"D x 28"H, Standard Height NOTES: Total opening is 23 1/4" on door side. Will accommodate one row of binders either above or below the shelf. Shelf adjustable in 2" increments.	HFC1830BD(?)	110	12.3	\$1111	\$1141	\$1171
	Box/Box/File, Right Bookcase with Door, Left; non-locking 30"W x 18"D x 28"H, Standard Height NOTES: Total opening is 23 1/4" on door side. Will accommodate one row of binders either above or below the shelf. Shelf adjustable in 2" increments.	HFC1830DB(?)	110	12.3	\$1111	\$1141	\$1171
	File/File, Left Bookcase with Door, Right; non-locking 30"W x 18"D x 28"H, Standard Height NOTES: Total opening is 23 1/4" on door side. Will accommodate one row of binders either above or below the shelf. Shelf adjustable in 2" increments.	HFC1830FD(?)	118	12.3	\$1111	\$1141	\$1171
	File/File, Right Bookcase with Door, Left; non-locking 30"W x 18"D x 28"H, Standard Height NOTES: Total opening is 23 1/4" on door side. Will accommodate one row of binders either above or below the shelf. Shelf adjustable in 2" increments.	HFC1830DF(?)	118	12.3	\$1111	\$1141	\$1171

How to specify	1st Option	2nd Option
<b>Select Model Number from above</b> <b>Select the Pull</b> A Satin Arch N Full Face Integral R Full Radius <b>H F C 1 8 3 0 B D A .</b>	<b>Select Lock Option</b> L Lock (no upcharge) X Omit Lock (deduct \$14) <b>L .</b>	<b>Select Paint Color</b> See page 393 <b>T 1</b>

Icon Legend on page 11

- ▶ 28''H File Center fit under standard Initiate, 38000 Series and workspaces.
- ▶ 27 1/4''H File Center fit under minimum worksurface height of 28 1/2''H.
- ▶ Box and file drawer locations can be switched in the field.
- ▶ Steel ball-bearing suspension on all drawers.
- ▶ Includes 2 box drawer dividers, follower block and crossrail in file drawer and 1 set of lateral file hangrails for side-to-side filing.
- ▶ One cam lock located in center of top secures all drawers.
- ▶ Equipped with HON "One Key" interchangeable core removable lock.
- ▶ See page 427 for accessories.
- ▶ Arch pull available in Satin Chrome only.
- ▶ Available in Arch (A), Full Face Integral (N) and Full Radius (R) Drawer Pulls. See below and page 392 for pull options.
- ▶ Choose from any of three pull options with no upcharge.
- ▶ Omit lock-option available. See page 665 for ordering instructions.



Model HFC18730LA shown

Description	Model	Ship Weight	Cube	List by Paint Grade		
				Core	Choice/Metallics	Custom
File/Box/Box/Lateral 30''W x 18''D x 28''H (Standard Height)	HFC18730(?)	140	12.5	\$1111	\$1141	\$1171
File/Box/Box/Lateral 30''W x 18''D x 27 1/4''H (Universal Height)	HFC16730(?)	138	12.2	\$1111	\$1141	\$1171

NOTES: 1 file drawer, 2 box drawers and 1 lateral file drawer.

GSA — Above models receive Other Filing & Storage discounting.

**NOTE: See page 427 for Lateral File Accessories.**

How to specify	1st Option	2nd Option
<b>Select Model Number from above</b> <b>A</b> Satin Chrome Arch <b>N</b> Full Face Integral <b>R</b> Full Radius <b>H   F   C   1   8   7   3   0   A   .</b>	<b>Select Lock Option</b> <b>L</b> Lock (no upcharge) <b>X</b> Omit Lock (deduct \$14) <b>L   .</b>	<b>Select Paint Color</b> See page 393 <b>P  </b>

Icon Legend on page 11

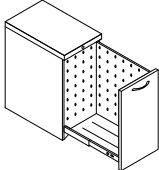

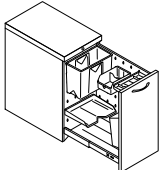

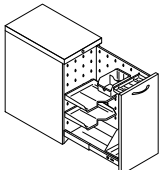





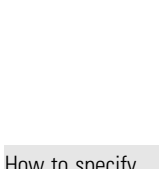

# Flagship® Side Access Pedestals

GSA SIN 711-1



- ▶ Simple and personalized storage of multiple items.
- ▶ “Pantry-style” pullout drawer provides simple access to stored items.
- ▶ Two ways to order Side Access Pedestals — accessories already included, or customized by specifying the accessories to fit your needs.
- ▶ See page 406 for SecureFit Accessory options.
- ▶ Equipped with HON “One Key” interchangeable core removable locks.
- ▶ Pedestals are mobile and have an additional “fifth” wheel below the drawer front to provide stability.
- ▶ Omit lock-option available. See page 665 for ordering instructions.
- ▶ SecureFit Accessories are adjustable in 3” increments along back and sides of drawer.
- ▶ 28”H fit under all HON worksurfaces and desk shells.
- ▶ Steel ball-bearing suspension slides with 100% extension.
- ▶ Available in right or left-hand configurations.
- ▶ Available in three pull options with no upcharge.
- ▶ Available in Arch (A), Full Face Integral (N) and Full Radius (R) Drawer Pulls. See below and page 392 for pull options.
- ▶ Arch pull available in Satin Chrome only.



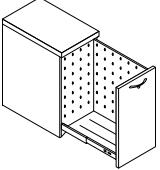


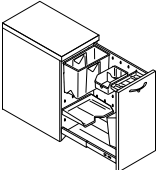


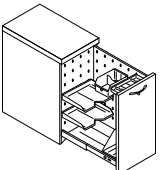


Description	Model	Ship Weight	Cube	List by Paint Grade		
				Core	Choice/Metallics	Custom
 <b>Side Access Pedestal, Left</b> 15”W x 22 7/8”D x 28”H Pedestal only — accessories ordered separately.	HS28820L(?) 	94	8.0	\$ 502	\$ 527	\$ 552
 <b>Side Access Pedestal, Right</b> 15”W x 22 7/8”D x 28”H Pedestal only — accessories ordered separately.	HS28820R(?) 	94	8.0	\$ 502	\$ 527	\$ 552
 <b>Side Access Pedestal, Left</b> 15”W x 22 7/8”D x 28”H Includes File Tub, CD/DVD Holder, Pencil Tray, Piling Tray, Folder Bin	HS28821L(?) 	98	8.0	\$ 592	\$ 617	\$ 642
 <b>Side Access Pedestal, Right</b> 15”W x 22 7/8”D x 28”H Includes File Tub, CD/DVD Holder, Pencil Tray, Piling Tray, Folder Bin	HS28821R(?) 	98	8.0	\$ 592	\$ 617	\$ 642
 <b>Side Access Pedestal, Left</b> 15”W x 22 7/8”D x 28”H Includes Binder Storage, CD/DVD Holder, Pencil Tray, 2 Piling Trays	HS28822L(?) 	98	8.0	\$ 592	\$ 617	\$ 642
 <b>Side Access Pedestal, Right</b> 15”W x 22 7/8”D x 28”H Includes Binder Storage, CD/DVD Holder, Pencil Tray, 2 Piling Trays	HS28822R(?) 	98	8.0	\$ 592	\$ 617	\$ 642

**NOTE: See page 406 for SecureFit Accessories.**

How to specify	1st Option	2nd Option
<b>Select Model Number from above</b> <b>Select the Pull</b> A Satin Arch N Full Face Integral R Full Radius <b>H S 2   8   8   2   0   L   A   .</b>	<b>Select Lock Option</b> L Lock (no upcharge) X Omit Lock (deduct \$14) <b>L   .</b>	<b>Select Paint Color</b> See page 393 <b>T   1  </b>

- ▶ Simple and personalized storage of multiple items.
- ▶ "Pantry-style" pull-out drawer provides simple access to stored items.
- ▶ Two ways to order Side Access Pedestals — accessories already included, or customized by specifying the accessories to fit your needs.
- ▶ See page 406 for SecureFit Accessory options.
- ▶ Equipped with HON "One Key" interchangeable core removable locks.
- ▶ Pedestals are mobile and have an additional "5th" wheel below the drawer front to provide stability.
- ▶ Omit lock-option available. See page 665.
- ▶ SecureFit Accessories are adjustable in 3" increments along back, sides and front of drawer.
- ▶ 28"H fits under all HON worksurfaces and desk shells.
- ▶ Steel ball-bearing suspension slides with 100% extension.
- ▶ Available in right or left-hand configurations.
- ▶ Available with Satin Chrome Arch Pull.
- ▶ Available in Arch (A), Full Face Integral (N) and Full Radius (R) Drawer Pulls. See below and page 392 for pull options.
- ▶ Choose from any of three pull options with no upcharge.
- ▶ Features full-front drawer style with no lock header.



Description	Model	Ship Weight	Cube	List by Paint Grade		
				Core	Choice/Metallics	Custom
 <p><b>Side Access Pedestal — Left</b> 15"W x 22 7/8"D x 28"H Pedestal only — accessories ordered separately.</p>	<b>HS28720L(?)</b> 	96	8.0	\$ 536	\$ 561	\$ 586
	<b>HS28720R(?)</b> 	96	8.0	\$ 536	\$ 561	\$ 586
 <p><b>Side Access Pedestal — Right</b> 15"W x 22 7/8"D x 28"H Pedestal only — accessories ordered separately.</p>	<b>HS28721L(?)</b> 	100	8.0	\$ 626	\$ 651	\$ 676
	<b>HS28721R(?)</b> 	100	8.0	\$ 626	\$ 651	\$ 676
 <p><b>Side Access Pedestal — Left</b> 15"W x 22 7/8"D x 28"H Includes File Tub, CD/DVD Holder, Pencil Tray, Piling Tray, Folder Bin</p>	<b>HS28722L(?)</b> 	100	8.0	\$ 626	\$ 651	\$ 676
	<b>HS28722R(?)</b> 	100	8.0	\$ 626	\$ 651	\$ 676

Model HS28720R shown

Model HS28721R shown

Model HS28722RA shown

**NOTE: See page 406 for SecureFit Accessories.**

How to specify	1st Option	2nd Option	3rd Option
<p><b>Select Model Number from above</b></p> <p><b>Select the Pull</b></p> <p><b>A</b> Satin Chrome Arch</p> <p><b>H   S   2   8   7   2   0   L   A   .</b></p>	<p><b>Select Lock Option</b></p> <p><b>L</b> Lock (no upcharge)</p> <p><b>X</b> Omit Lock (deduct \$14)</p> <p><b>L   .</b></p>	<p><b>Select Front Laminate</b></p> <p>See page 392</p> <p><b>Z   .</b></p>	<p><b>Select Case Paint Color</b></p> <p>See page 393</p> <p><b>T   1  </b></p>

## SecureFit Pedestal Accessories

GSA SIN 711-1



- ▶ SecureFit Side Access Pedestal Accessories.
- ▶ New shelf model HHSF2810 is for use with Side Access pedestals only.
- ▶ Compatible with Flagship Side Access Pedestal. See page 404 for pedestal information.
- ▶ All parts are available in translucent plastic only.



	Description	Model	Ship Weight	Cube	List
	<b>File Tub</b> 12 <sup>5</sup> / <sub>16</sub> "W x 6 <sup>1</sup> / <sub>4</sub> "D x 9 <sup>1</sup> / <sub>16</sub> "H	<b>HS2801</b>	2 	0.3	\$ 41
	<b>Binder Storage</b> 5 <sup>1</sup> / <sub>2</sub> "W x 11 <sup>13</sup> / <sub>16</sub> "D x 11 <sup>1</sup> / <sub>2</sub> "H	<b>HS2802</b>	2 	0.3	\$ 36
	<b>CD/DVD Holder</b> 5 <sup>5</sup> / <sub>16</sub> "W x 7 <sup>3</sup> / <sub>4</sub> "D x 3 <sup>3</sup> / <sub>4</sub> "H	<b>HS2803</b>	1 	0.2	\$ 21
	<b>Pencil Tray</b> 10 <sup>1</sup> / <sub>4</sub> "W x 3 <sup>3</sup> / <sub>4</sub> "D x 1 <sup>1</sup> / <sub>8</sub> "H	<b>HS2806</b>	1 	0.2	\$ 16
	<b>Piling Shelf</b> 11 <sup>1</sup> / <sub>2</sub> "W x 9 <sup>1</sup> / <sub>4</sub> "D x 2"H	<b>HS2807</b>	1 	0.3	\$ 21
	<b>Folder Bin</b> 12 <sup>5</sup> / <sub>16</sub> "W x 3 <sup>1</sup> / <sub>2</sub> "D x 10 <sup>7</sup> / <sub>16</sub> "H	<b>HS2809</b>	2 	0.3	\$ 31
	<b>Secure-Fit Shelf</b> 20 <sup>3</sup> / <sub>4</sub> "W x 12 <sup>1</sup> / <sub>4</sub> "D ⚠ Designed to be used with Flagship® Side Access Pedestal only. ⚠ Gray only — no need to specify paint.	<b>HHSF2810</b>	6 	1.2	\$ 57

How to specify

Select Model Number from above

**H | S | 2 | 8 | 0 | 1**

   Icon Legend on page 11

- ▶ 26<sup>7</sup>/<sub>8</sub>"H pedestals fit under minimum worksurface height of 28<sup>1</sup>/<sub>2</sub>"H.
- ▶ Pencil tray standard in top box drawer.
- ▶ One drawer divider standard in each box drawer.

- ▶ One follower block and one crossrail standard in each file drawer.
- ▶ Steel ball-bearing suspension on file drawer (full extension), and box drawer (90% extension).
- ▶ File drawers have high sides for filing front-to-back.

- ▶ See page 428 for accessories and pedestal utilization information.
- ▶ Equipped with HON "One Key" interchangeable core removable locks.
- ▶ Counterweight standard in mobile pedestals.
- ▶ Omit lock-option available. See page 665 for ordering instructions.

- ▶ Available in Arch (A), Full Face Integral (N) and Full Radius (R) Drawer Pulls. See below and page 392 for pull options.
- ▶ Arch pull available in Satin Chrome only.
- ▶ Choose from any of four pull options with no upcharge.

△ **Freestanding support pedestals that are not positioned and attached under a worksurface, require a counterweight kit found on page 428.**



	Description	Model	Ship Weight	Cube	List by Paint Grade		
					Core	Choice/Metallics	Custom
	<b>Universal Height Mobile Pedestals — Box/Box/File</b>						
	15''W x 19 <sup>7</sup> / <sub>8</sub> ''D x 26 <sup>7</sup> / <sub>8</sub> ''H	<b>H16720(?)</b>	84	7.0	\$ 485	\$ 510	\$ 535
	15''W x 22 <sup>7</sup> / <sub>8</sub> ''D x 26 <sup>7</sup> / <sub>8</sub> ''H	<b>H16723(?)</b>	88	8.0	\$ 504	\$ 529	\$ 554
	15''W x 28 <sup>7</sup> / <sub>8</sub> ''D x 26 <sup>7</sup> / <sub>8</sub> ''H	<b>H16730(?)</b>	102	9.8	\$ 532	\$ 557	\$ 582
	<b>Universal Height Mobile Pedestals — File/File</b>						
	15''W x 19 <sup>7</sup> / <sub>8</sub> ''D x 26 <sup>7</sup> / <sub>8</sub> ''H	<b>H16820(?)</b>	80	7.0	\$ 485	\$ 510	\$ 535
	15''W x 22 <sup>7</sup> / <sub>8</sub> ''D x 26 <sup>7</sup> / <sub>8</sub> ''H	<b>H16823(?)</b>	85	8.0	\$ 504	\$ 529	\$ 554
	15''W x 28 <sup>7</sup> / <sub>8</sub> ''D x 26 <sup>7</sup> / <sub>8</sub> ''H	<b>H16830(?)</b>	98	9.8	\$ 532	\$ 557	\$ 582
	<b>Universal Height Freestanding Support Pedestals — Box/Box/File</b>						
	15''W x 19 <sup>7</sup> / <sub>8</sub> ''D x 26 <sup>7</sup> / <sub>8</sub> ''H	<b>H17720(?)</b>	69	7.0	\$ 485	\$ 510	\$ 535
	15''W x 22 <sup>7</sup> / <sub>8</sub> ''D x 26 <sup>7</sup> / <sub>8</sub> ''H	<b>H17723(?)</b>	73	8.0	\$ 504	\$ 529	\$ 554
	15''W x 28 <sup>7</sup> / <sub>8</sub> ''D x 26 <sup>7</sup> / <sub>8</sub> ''H	<b>H17730(?)</b>	87	9.8	\$ 532	\$ 557	\$ 582
	<b>Universal Height Freestanding Support Pedestals — File/File</b>						
	15''W x 19 <sup>7</sup> / <sub>8</sub> ''D x 26 <sup>7</sup> / <sub>8</sub> ''H	<b>H17820(?)</b>	65	7.0	\$ 485	\$ 510	\$ 535
	15''W x 22 <sup>7</sup> / <sub>8</sub> ''D x 26 <sup>7</sup> / <sub>8</sub> ''H	<b>H17823(?)</b>	70	8.0	\$ 504	\$ 529	\$ 554
	15''W x 28 <sup>7</sup> / <sub>8</sub> ''D x 26 <sup>7</sup> / <sub>8</sub> ''H	<b>H17830(?)</b>	83	9.8	\$ 532	\$ 557	\$ 582

GSA — Entire page receives Initiate Panel System discounting

**NOTE: See Brigade™ pedestals on page 417 for additional pedestal options. See page 428 for Pedestal Accessories.**

How to specify	1st Option	2nd Option
<b>Select Model Number from above</b> <b>A</b> Satin Chrome Arch <b>N</b> Full Face Integral <b>R</b> Full Radius <b>H   1   6   7   2   0   A   .</b>	<b>Select Lock Option</b> <b>L</b> Lock (no upcharge) <b>X</b> Omit Lock (deduct \$14) <b>X   .</b>	<b>Select Paint Color</b> See page 393 <b>P  </b>

# Flagship® Hanging and Standard Height Pedestals

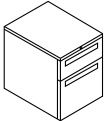


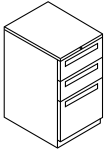



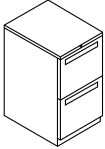







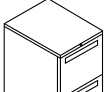



GSA SIN 711-1

# HON

- ▶ 28" H fits under all HON work surfaces and desk shells.
- ▶ Pencil tray standard in top box drawer.
- ▶ One drawer divider standard in each box drawer.
- ▶ One follower block and one crossrail standard in each file drawer.
- ▶ Steel ball-bearing suspension on file drawer (full extension), and box drawer (90% extension).
- ▶ File drawers have high sides for filing front-to-back.
- ▶ See page 428 for accessories and pedestal utilization information.
- ▶ Equipped with HON "One Key" interchangeable core removable locks.
- ▶ Hanging units are mounted using keyhole slots in top of pedestals; all hardware provided.
- ▶ Arch pull available in Satin Chrome only.
- ▶ Available in Arch (A), Full Face Integral (N) and Full Radius (R) Drawer Pulls. See below and page 392 for pull options.
- ▶ Choose from any of three pull options with no upcharge.
- ▶ Counterweight standard in mobile pedestals.
- ▶ Omit lock-option available. See page 665 for ordering instructions.

△ **Freestanding support pedestals that are not positioned and attached under a worksurface, require a counterweight kit found on page 428.**



Description	Model	Ship Weight	Cube	List by Paint Grade		
				Core	Choice/Metallics	Custom
 <b>Hanging Pedestals — Box/File</b> 15''W x 19 <sup>7</sup> / <sub>8</sub> ''D x 19 <sup>1</sup> / <sub>2</sub> ''H 15''W x 22 <sup>7</sup> / <sub>8</sub> ''D x 19 <sup>1</sup> / <sub>2</sub> ''H	<b>H14920(?)</b> 	44	5.3	\$ 416	\$ 441	\$ 466
	<b>H14923(?)</b> 	48	6.0	\$ 433	\$ 458	\$ 483
 <b>Standard Height Mobile Pedestals — Box/Box/File</b> 15''W x 19 <sup>7</sup> / <sub>8</sub> ''D x 28''H 15''W x 22 <sup>7</sup> / <sub>8</sub> ''D x 28''H 15''W x 28 <sup>7</sup> / <sub>8</sub> ''D x 28''H	<b>H18720(?)</b> 	84	7.0	\$ 530	\$ 555	\$ 580
	<b>H18723(?)</b> 	88	8.0	\$ 549	\$ 574	\$ 599
	<b>H18730(?)</b> 	102	9.8	\$ 578	\$ 603	\$ 628
 <b>Standard Height Mobile Pedestals — File/File</b> 15''W x 19 <sup>7</sup> / <sub>8</sub> ''D x 28''H 15''W x 22 <sup>7</sup> / <sub>8</sub> ''D x 28''H 15''W x 28 <sup>7</sup> / <sub>8</sub> ''D x 28''H	<b>H18820(?)</b> 	80	7.0	\$ 530	\$ 555	\$ 580
	<b>H18823(?)</b> 	85	8.0	\$ 549	\$ 574	\$ 599
	<b>H18830(?)</b> 	98	9.8	\$ 578	\$ 603	\$ 628
 <b>Standard Height Freestanding Support Pedestals — Box/Box/File</b> 15''W x 19 <sup>7</sup> / <sub>8</sub> ''D x 28''H 15''W x 22 <sup>7</sup> / <sub>8</sub> ''D x 28''H 15''W x 28 <sup>7</sup> / <sub>8</sub> ''D x 28''H	<b>H19720(?)</b> 	69	7.0	\$ 530	\$ 555	\$ 580
	<b>H19723(?)</b> 	73	8.0	\$ 549	\$ 574	\$ 599
	<b>H19730(?)</b> 	87	9.8	\$ 578	\$ 603	\$ 628
 <b>Standard Height Freestanding Support Pedestals — File/File</b> 15''W x 19 <sup>7</sup> / <sub>8</sub> ''D x 28''H 15''W x 22 <sup>7</sup> / <sub>8</sub> ''D x 28''H 15''W x 28 <sup>7</sup> / <sub>8</sub> ''D x 28''H	<b>H19820(?)</b> 	65	7.0	\$ 530	\$ 555	\$ 580
	<b>H19823(?)</b> 	70	8.0	\$ 549	\$ 574	\$ 599
	<b>H19830(?)</b> 	83	9.8	\$ 578	\$ 603	\$ 628

GSA — Entire page receives Initiate Panel System discounting.

**NOTE: See Brigade™ pedestals on page 417 for additional pedestal options. See page 428 for Pedestal Accessories.**

How to specify	1st Option	2nd Option
<b>Select Model Number from above</b> <b>A</b> Satin Chrome Arch <b>N</b> Full Face Integral <b>R</b> Full Radius <b>H 1 4 9 2 0   A</b> .	<b>Select Lock Option</b> <b>L</b> Lock (no upcharge) <b>X</b> Omit Lock (deduct \$14) <b>L</b> .	<b>Select Paint Color</b> See page 393 <b>P</b>

 Icon Legend on page 11

- ▶ 26 $\frac{3}{8}$ " H pedestals fit under minimum worksurface height of 28 $\frac{1}{2}$ " H.
- ▶ One follower block and one crossrail standard in each file drawer.
- ▶ Steel ball-bearing suspension on file drawer (full extension).

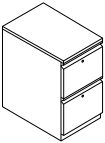
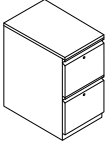

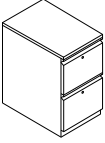

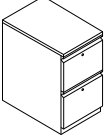

- ▶ File drawers have high sides for filing front-to-back.
- ▶ Each drawer locks independently for security.
- ▶ See page 428 for accessories and pedestal utilization information.

- ▶ Equipped with HON "One Key" interchangeable core removable locks.
- ▶ Counterweight standard in mobile pedestals.

- ▶ Omit lock-option available. See page 665 for ordering instructions.
- ▶ Available in Full Radius (R) Drawer Pulls.

△ **Freestanding support pedestals that are not positioned and attached under a worksurface, require a counterweight kit found on page 428.**



	Description	Model	Ship Weight	Cube	List by Paint Grade		
					Core	Choice/Metallics	Custom
	Universal Height Mobile Pedestals — File/File 15'W x 22 $\frac{7}{8}$ "D x 26 $\frac{3}{8}$ "H	H16823RH 	85	8.0	\$ 580	\$ 605	\$ 630
	Standard Height Mobile Pedestals — File/File 15'W x 22 $\frac{7}{8}$ "D x 28"H	H18823RH 	85	8.0	\$ 580	\$ 605	\$ 630
	Universal Height Freestanding Support Pedestals — File/File 15'W x 22 $\frac{7}{8}$ "D x 26 $\frac{3}{8}$ "H	H17823RH 	70	8.0	\$ 580	\$ 605	\$ 630
	Standard Height Freestanding Support Pedestals — File/File 15'W x 22 $\frac{7}{8}$ "D x 28"H	H19823RH 	70	8.0	\$ 580	\$ 605	\$ 630

GSA — Entire page receives Initiate Panel System discounting.

**NOTE: See Brigade™ pedestals on page 417 for additional pedestal options. See page 428 for Pedestal Accessories.**


How to specify	1st Option	2nd Option
<b>Select Model Number from above</b> <b>Select the Pull</b> <b>R</b> Full Radius <b>H   1   6   8   2   3   R   H   .</b>	<b>Select Lock Option</b> <b>L</b> Lock (no upcharge) <b>X</b> Omit Lock (deduct \$14) <b>L   .</b>	<b>Select Paint Color</b> See page 393 <b>S  </b>

# Flagship® Mobile Pedestals

GSA Contract as Noted



- ▶ Pencil tray standard in top box drawer.
- ▶ One drawer divider standard in each box drawer.
- ▶ One follower block and one crossrail standard in each file drawer.
- ▶ File drawers have high sides for filing front-to-back.
- ▶ Steel ball-bearing suspension on file drawer, and box drawer.
- ▶ See page 428 for accessories and pedestal utilization information.
- ▶ Arch pull available in Satin Chrome only.
- ▶ Choose from any of three pull options with no upcharge.
- ▶ Available in Arch (A), Full Face Integral (N) and Full Radius (R) Drawer Pulls. See below and page 392 for pull options.
- ▶ Equipped with HON "One Key" interchangeable core removable locks.
- ▶ Counterweight standard.
- ▶ Omit lock-option available. See page 665 for ordering instructions.

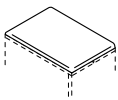


H15923N  
SIN 711-1

Description	Model	Ship Weight	Cube	List by Paint Grade		
				Core	Choice/Metallics	Custom
Mobile Pedestals — Box/File 15''W x 22 <sup>7</sup> / <sub>8</sub> ''D x 22''H	H15923(?)	92	6.0	\$ 430	\$ 455	\$ 480

GSA — Above model receives Initiate Panel System discounting.

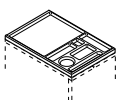
How to specify	1st Option	2nd Option
<b>Select Model Number from above</b> A Satin Chrome Arch N Full Face Integral R Full Radius <b>H   1   5   9   2   3   A   .</b>	<b>Select Lock Option</b> L Lock (no upcharge) X Omit Lock (deduct \$14) <b>X   .</b>	<b>Select Paint Color</b> See page 393 <b>T   1  </b>



SIN 711-2

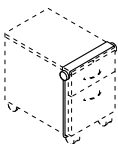
Description	Model	Ship Weight	Cube	Price Code	List
Pedestal Seat 15''W x 22 <sup>7</sup> / <sub>8</sub> ''D x 2''H	HPSEAT24	10	1.2	III	\$ 215
NOTES: For seating fabrics, see pages 442-453 and 476-477. Not available in BK, EC, EE, EJ, SR, SS and WP fabrics.					
				IV	\$ 229
				V	\$ 241
				FC2	\$ 255
				M1	\$ 250
				M2	\$ 255
				M3	\$ 261
				M4	\$ 290
				M5	\$ 322
				M6	\$ 354

How to specify	1st Option
<b>Select Model Number from above</b> <b>H   P   S   E   A   T   2   4   .</b>	<b>Select Fabric</b> See pages 442-453 and 476-477 for seating fabric options <b>A   B   1   0  </b>



SIN 711-2

Description	Model	Ship Weight	Cube	Price Code	List
Mobile Pedestal Tray 15''W x 22 <sup>7</sup> / <sub>8</sub> ''D x 1 <sup>1</sup> / <sub>8</sub> ''H ▲ Black only	HPTRAY	13	1.2		\$ 397



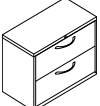
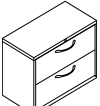
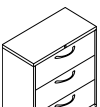
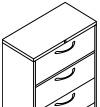
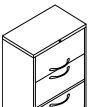
SIN 711-2

Description	Model	Ship Weight	Cube	Price Code	List
Mobile Pedestal Handle 20''D x 15''H ▲ Specify paint color — Platinum Metallic (T1) only. ▲ Designed to be used with Mobile Pedestal Model H15923 only.	HPHANDLE	7	0.7		\$ 158

**NOTE: See Brigade™ pedestals on page 417 for additional pedestal options. See page 428 for Pedestal Accessories.**

- ▶ 27¼" H lateral file fit under minimum worksurface height of 28½" H.
- ▶ 28" H lateral file fit under standard worksurfaces.
- ▶ 5 Drawer model complements Initiate® and Simplicity® II Panel heights.
- ▶ Flush top and sides.
- ▶ Reinforced case construction.
- ▶ Lock mechanism serves both sides of drawer.
- ▶ Equipped with HON "One Key" interchangeable core removable locks.
- ▶ Counterweight included where applicable to meet ANSI/BIFMA stability requirements.
- ▶ Three-part, telescoping, steel ball-bearing suspension.
- ▶ Features drawer extension restraint; mechanical interlock inhibits the extension of more than one drawer at a time.
- ▶ Magnetic label holders supplied with each unit.
- ▶ Optional laminate tops and accessories — see page 427.
- ▶ Matching Pedestals — see pages 407-409.
- ▶ Optional Posting Shelf on five-opening units.
- ▶ Omit lock-option available. See page 665 for ordering instructions.
- ▶ Arch pull available in Satin Chrome only.
- ▶ Choose from any of three pull options with no upcharge.
- ▶ Available in Arch (A), Full Face Integral (N) and Full Radius (R) Drawer Pulls. See below and page 392 for pull options.



Description	Model	Ship Weight	Cube	List by Paint Grade		
				Core	Choice/Metallics	Custom
 Universal Height Lateral File — 2 Drawer 30" W x 18" D x 27¼" H 36" W x 18" D x 27¼" H 42" W x 18" D x 27¼" H	H9172(?)	138	12.3	\$ 710	\$ 740	\$ 770
	H9182(?)	156	14.5	\$ 785	\$ 815	\$ 845
	H9192(?)	177	16.8	\$ 910	\$ 940	\$ 970
 Standard Height Lateral File — 2 Drawer 30" W x 18" D x 28" H 36" W x 18" D x 28" H 42" W x 18" D x 28" H	H9170(?)	138	12.3	\$ 710	\$ 740	\$ 770
	H9180(?)	156	14.5	\$ 785	\$ 815	\$ 845
	H9190(?)	177	16.8	\$ 910	\$ 940	\$ 970
 Lateral File — 3 Drawer 30" W x 18" D x 39⅞" H 36" W x 18" D x 39⅞" H 42" W x 18" D x 39⅞" H	H9173(?)	150	16.9	\$ 932	\$ 962	\$ 992
	H9183(?)	174	20.0	\$1048	\$1078	\$1108
	H9193(?)	197	23.2	\$1211	\$1241	\$1271
 Lateral File w/o Posting Shelf — 4 Drawer 30" W x 18" D x 52½" H 36" W x 18" D x 52½" H 42" W x 18" D x 52½" H	H9174(?)	176	22.1	\$1176	\$1236	\$1296
	H9184(?)	198	26.2	\$1335	\$1395	\$1455
	H9194(?)	213	30.3	\$1532	\$1592	\$1652
 Lateral File — 5 Drawer 30" W x 18" D x 64¼" H, w/Posting Shelf 30" W x 18" D x 64¼" H, w/o Posting Shelf  36" W x 18" D x 64¼" H, w/Posting Shelf 36" W x 18" D x 64¼" H, w/o Posting Shelf  42" W x 18" D x 64¼" H, w/Posting Shelf 42" W x 18" D x 64¼" H, w/o Posting Shelf	H9275(?)	210	26.8	\$1533	\$1593	\$1653
	H9175(?)	203	26.8	\$1501	\$1561	\$1621
	H9285(?)	245	31.8	\$1727	\$1787	\$1847
	H9185(?)	238	31.8	\$1693	\$1753	\$1813
	H9295(?)	271	36.8	\$1994	\$2054	\$2114
	H9195(?)	264	36.8	\$1963	\$2023	\$2083

NOTES: Top drawer is a roll-out shelf.

**NOTE: See page 414 for Overfiles and page 427 for Lateral File Accessories.**

How to specify	1st Option	2nd Option
<b>Select Model Number from above</b> A Satin Chrome Arch N Full Face Integral R Full Radius <b>H   9   1   7   2   A   .</b>	<b>Select Lock Option</b> L Lock (no upcharge) X Omit Lock (deduct \$14) <b>L   .</b>	<b>Select Paint Color</b> See page 393 <b>P  </b>

 Icon Legend on page 11

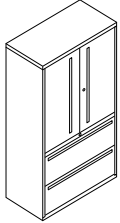
deskling  
 workstations  
 storage & files  
 seating  
 tables  
 education  
 accessories  
 index

# Flagship® Lateral File with Storage

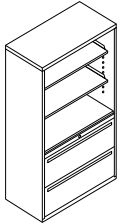
GSA SIN 711-3



- ▶ 64 1/4" H models complement Initiate panel and Flagship lateral file heights.
- ▶ Equipped with HON "One Key" interchangeable core removable locks. Locks on storage cabinet doors and lateral file are keyed-alike.
- ▶ Three-part, telescoping, steel ball-bearing suspension.
- ▶ Includes two adjustable shelves, adjustable in 2" increments.
- ▶ Lock mechanism serves both sides of drawer.
- ▶ Features drawer extension restraint; mechanical interlock inhibits the extension of more than one drawer at a time.
- ▶ Wire management grommet in back of unit.
- ▶ Omit lock-option available. See page 665 for ordering instructions.
- ▶ Flush top and sides.
- ▶ Choose from any of three pull options with no upcharge.
- ▶ Arch pull available in Satin Chrome only.
- ▶ Available in Arch (A), Full Face Integral (N) and Full Radius (R) Drawer Pulls. See below and page 392 for pull options.



Model H9185LSN shown



Model H9185LSNN shown

Description	Model	Ship Weight	Cube	List by Paint Grade		
				Core	Choice/ Metallics	Custom
<b>Lateral Files with Storage and Hinged Doors</b>						
30" W x 18" D x 64 1/4" H	<b>H9175LS(?)</b>	184	26.8	\$1407	\$1467	\$1527
36" W x 18" D x 64 1/4" H	<b>H9185LS(?)</b>	203	31.8	\$1599	\$1659	\$1719

NOTES: Lateral File drawers lock independently from storage case.

<b>Lateral Files with Open Shelves, No Doors</b>						
30" W x 18" D x 64 1/4" H	<b>H9175LSN(?)</b>	167	26.8	\$1286	\$1346	\$1406
36" W x 18" D x 64 1/4" H	<b>H9185LSN(?)</b>	184	31.8	\$1458	\$1518	\$1578

GSA — Above models receive Other Filing & Storage discounting.

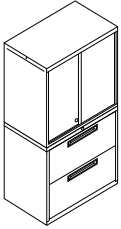
How to specify	1st Option	2nd Option
<b>Select Model Number from above</b> <b>A</b> Satin Chrome Arch <b>N</b> Full Face Integral <b>R</b> Full Radius <b>H 9   1   7   5   L   S   A</b> .	<b>Select Lock Option</b> <b>L</b> Lock (no upcharge) <b>X</b> Omit Lock (deduct \$14) <b>X</b> .	<b>Select Paint Color</b> See page 393 <b>P</b>



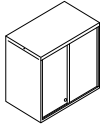
## Brigade® Metal Overfiles

GSA SIN 711-3

HON



- ▶ Maximizes use of space above lateral files.
- ▶ One adjustable shelf per cabinet, adjustable at 1" increments, up to 6" from center position.
- ▶ Capable of accepting two tiers of 12"H binders (depending on shelf location).
- ▶ Can be used on the floor under 29½"H worksurfaces.
- ▶ Four wire dividers supplied per shelf (total 8 per unit) with locating slots every 3" along shelf and base.
- ▶ Units fasten to new or existing lateral file cabinets (attaching hardware included).
- ▶ Units can be attached to wall behind lateral file, and/or "ganged" together for added stability.
- ▶ Compatible with Flagship, and Brigade 800, 700, 600 Lateral Files.
- ▶ "Slide-by" door design does not intrude into office or aisle space.
- ▶ Units are 18" deep, and available in 30", 36" and 42" widths.
- ▶ When fully opened, door opening is 13¼"W, 16¼"W or 19¼"W.



## Description

## Model

## Ship Weight

## Cube

## List by Paint Grade

## Core Choice/Metallics

## Custom

## Metal Overfiles with One Adjustable Shelf (locking)

30"W x 18"D x 27⅞"H

H9317

74

11.4

\$ 644

\$ 676

\$ 708

36"W x 18"D x 27⅞"H

H9318

85

13.5

\$ 693

\$ 725

\$ 756

42"W x 18"D x 27⅞"H

H9319

96

15.6

\$ 736

\$ 768

\$ 799

GSA — Above models receive Vertical, Lateral &amp; Shelf File discounting.

How to specify

Select Model Number  
from above

H 9 | 3 | 1 | 7 | .

1st Option

Select Lock Option

L Lock

L | .

2nd Option

Select Paint Color

See page 393

P |

Icon Legend on page 11

- ▶ Product shipped fully assembled.
- ▶ All shelves are adjustable in 2" increments.
- ▶ Stretch-wrap cartoning.

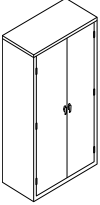
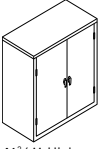
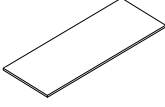


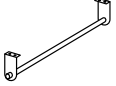

- ▶ Flush top.
- ▶ Two adjustable leveling glides standard.
- ▶ Reinforced base.
- ▶ One locking handle, one fixed handle.

- ▶ Adjustable shelves.
- ▶ Doors have vertical stiffener standard.
- ▶ Positive door stops.

- ▶ Equipped with HON "One Key" interchangeable core removable locks.

⚠ **Keyed alike cores must be ordered separately — see page 665.**




	Description	Model	Ship Weight	Cube	List by Paint Grade		
					Core	Choice/Metallics	Custom
 71 3/4" High	Storage Cabinets 36"W x 24 1/4"D x 71 3/4"H	<b>HSC2472</b>	149	37.0	\$ 819	\$ 879	\$ 939
	36"W x 18 1/4"D x 71 3/4"H NOTES: Includes 5 adjustable shelves.	<b>HSC1872</b>	131	35.1	\$ 703	\$ 763	\$ 823
 41 3/4" High	Storage Cabinet 36"W x 18 1/4"D x 41 3/4"H NOTES: Includes 2 adjustable shelves.	<b>HSC1842</b>	82	20.8	\$ 593	\$ 653	\$ 713
	Additional Shelves 36"W x 24"D	<b>HAS24</b>	8 	0.7	\$ 95	\$ 105	\$ 115
	36"W x 18"D	<b>HAS18</b>	6 	0.6	\$ 75	\$ 85	\$ 95
	Conversion Kit Hanging Bar and brackets to convert a Storage Cabinet into a Wardrobe Cabinet. NOTES: Necessary hardware included to screw into shelf. ⚠ <b>For use on SC Model Storage Cabinets shown above, only.</b> ⚠ <b>Anodized Aluminum finish only. No need to specify paint color.</b> <b>SPECIFY: HWC72</b>	<b>HWC72</b>	5 	0.4	\$ 70		

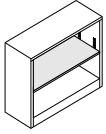
How to specify	<b>Select Model Number from above</b> <b>H   S   C   2   4   7   2   .</b>	<b>1st Option</b> <b>Select Lock Option</b> L Lock <b>L   .</b>	<b>2nd Option</b> <b>Select Paint Color</b> See page 393 <b>P  </b>
----------------	---	--	--

# Brigade® Steel Bookcases

GSA SIN 711-3



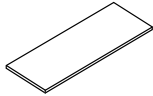
- ▶ Available in 2, 3, 5, and 6 shelf models.
- ▶ Inside shelf depth is 12<sup>5</sup>/<sub>8</sub>".
- ▶ Bookcase shelves easily adjust in 1/2" increments (shaded shelves are adjustable).
- ▶ Optional laminate tops available.
- ▶ Baked enamel finish over rust-inhibiting phosphate pre-treatment.



Shaded shelves are adjustable.

**List by Paint Grade**

Description	Model	Ship Weight	Cube	List by Paint Grade		
				Core	Choice/Metallics	Custom
<b>Steel Bookcase</b>						
34 <sup>1</sup> / <sub>2</sub> "W x 12 <sup>5</sup> / <sub>8</sub> "D x 29"H, 2-Shelf	<b>HS30ABC</b>	44	9.6	\$ 180	\$ 210	\$ 240
34 <sup>1</sup> / <sub>2</sub> "W x 12 <sup>5</sup> / <sub>8</sub> "D x 41"H, 3-Shelf	<b>HS42ABC</b>	57	13.3	\$ 216	\$ 246	\$ 276
34 <sup>1</sup> / <sub>2</sub> "W x 12 <sup>5</sup> / <sub>8</sub> "D x 59"H, 4-Shelf	<b>HS60ABC</b>	77	18.9	\$ 326	\$ 386	\$ 446
34 <sup>1</sup> / <sub>2</sub> "W x 12 <sup>5</sup> / <sub>8</sub> "D x 71"H, 5-Shelf	<b>HS72ABC</b>	87	22.6	\$ 372	\$ 432	\$ 492
34 <sup>1</sup> / <sub>2</sub> "W x 12 <sup>5</sup> / <sub>8</sub> "D x 81 <sup>1</sup> / <sub>8</sub> "H, 6-Shelf	<b>HS82ABC</b>	97	25.2	\$ 511	\$ 571	\$ 631



Extra Shelf for all Models

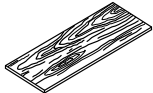
**HB9**      7      0.3      \$ 53      \$ 63      \$ 73

NOTES: Edge is 3/4" thick. Specify: Paint

How to specify

<p><b>Select Model Number from above</b></p> <p><b>H   S   3   0   A   B   C   .</b></p>	<p><b>1st Option</b></p> <p><b>Select Paint Color</b></p> <p>See page 393</p> <p><b>P</b></p>
--	---

Description	Model	Ship	Cube	List
		Weight		
<b>Laminate Top for all Models</b>	<b>H511596</b>	16	0.7	\$ 168
NOTES: Specify: Laminate				



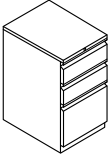
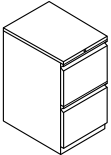
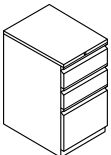
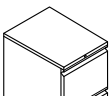
How to specify

<p><b>Select Model Number from above</b></p> <p><b>H   5   1   1   5   9   6   .</b></p>	<p><b>1st Option</b></p> <p><b>Select Laminate</b></p> <p>See page 392</p> <p><b>N</b></p>
--	--

Icon Legend on page 11

- ▶ 28" H fits under all HON worksurfaces and desk shells.
- ▶ Pencil tray standard in top box drawer.
- ▶ Two crossrails standard in each file drawer.
- ▶ Ball-bearing suspension on file drawer (90% extension), and box drawer (75% extension).
- ▶ File drawers have high sides for filing front-to-back.
- ▶ See page 428 for accessories and pedestal utilization information.
- ▶ Equipped with HON "One Key" interchangeable core removable locks.
- ▶ Front casters are fixed, rear casters swivel on mobile pedestals.
- ▶ "C" Pull matches Brigade 600 Series Lateral Pull.
- ▶ "R" pull matches Brigade 800 Series Lateral Pull.
- ▶ "N" Pull matches Brigade 700 Series lateral file pull.
- ▶ **Freestanding support pedestals that are not positioned and attached under a worksurface, require a counterweight kit found on page 428.**

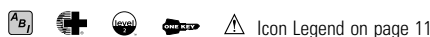


	Description	Model	Ship Weight	Cube	List by Paint Grade		
					Core	Choice/Metallics	Custom
	Standard Height Mobile Pedestals — Box/Box/File						
	15" W x 19 7/8" D x 28" H	<b>H33720(?)</b>	73	6.6	\$ 471	\$ 496	\$ 521
	15" W x 22 7/8" D x 28" H	<b>H33723(?)</b>	77	7.5	\$ 486	\$ 511	\$ 536
	Standard Height Mobile Pedestals — File/File						
	15" W x 19 7/8" D x 28" H	<b>H33820(?)</b>	73	6.6	\$ 471	\$ 496	\$ 521
	15" W x 22 7/8" D x 28" H	<b>H33823(?)</b>	77	7.5	\$ 486	\$ 511	\$ 536
	Standard Height Freestanding Support Pedestals — Box/Box/File						
	15" W x 19 7/8" D x 28" H	<b>H36720(?)</b>	61	6.6	\$ 471	\$ 496	\$ 521
	15" W x 22 7/8" D x 28" H	<b>H36723(?)</b>	83	7.5	\$ 486	\$ 511	\$ 536
	Standard Height Freestanding Support Pedestals — File/File						
	15" W x 19 7/8" D x 28" H	<b>H36820(?)</b>	61	6.6	\$ 471	\$ 496	\$ 521
	15" W x 22 7/8" D x 28" H	<b>H36823(?)</b>	83	7.5	\$ 486	\$ 511	\$ 536

GSA — Entire page receives Simplicity II Panel System discounting

**NOTES: See page 428 for Pedestal Accessories.**  
**Additional Flagship pedestal models on pages 407-410.**

How to specify	1st Option	2nd Option
<b>Select Model Number from above</b> <b>Select the Pull</b> <b>C</b> Brigade <b>N</b> Full Face Integral <b>R</b> Full Radius <b>H   3   3   7   2   0   R   .</b>	<b>Select Lock Option</b> <b>L</b> Lock <b>L   .</b>	<b>Select Paint Color</b> See page 393 <b>P  </b>



## Brigade® 800 Series Lateral Files w/Drawers

GSA SIN 711-3



- ▶ 30", 36" & 42" case widths with drawers, 19 1/4" case depth.
- ▶ Flush top and sides.
- ▶ Reinforced case construction.
- ▶ Four adjustable leveling glides.
- ▶ Full-width radius designer style pull.
- ▶ Features drawer extension restraint; mechanical interlock inhibits the extension of more than one drawer at a time.
- ▶ Three-part, telescoping, steel ball-bearing suspension.
- ▶ Two adjustable hangrails per drawer for side-to-side filing.
- ▶ Counterweight included where applicable to meet ANSI/BIFMA stability requirements.
- ▶ Lock mechanism secures both sides of drawer.
- ▶ Baked enamel finish over rust-inhibiting phosphate pre-treatment.
- ▶ Equipped with HON "One Key" interchangeable core removable locks.
- ▶ Optional laminate tops and accessories — see page 427.
- ▶ Magnetic labels standard — one per drawer.

△ **Keyed alike cores must be ordered separately — see page 665.**



	Description	Model	Ship Weight	Cube	List by Paint Grade		
					Core	Choice/Metallics	Custom
	Lateral File — 2 Drawer						
	30" W x 19 1/4" D x 28 3/8" H	<b>H872</b>	118	12.4	\$ 631	\$ 661	\$ 691
	36" W x 19 1/4" D x 28 3/8" H	<b>H882</b>	129	14.8	\$ 705	\$ 735	\$ 765
	42" W x 19 1/4" D x 28 3/8" H	<b>H892</b>	144	17.1	\$ 815	\$ 845	\$ 875
	Lateral File — 3 Drawer						
	30" W x 19 1/4" D x 40 7/8" H	<b>H873</b>	160	17.2	\$ 896	\$ 926	\$ 956
	36" W x 19 1/4" D x 40 7/8" H	<b>H883</b>	165	20.6	\$1001	\$1031	\$1061
	42" W x 19 1/4" D x 40 7/8" H	<b>H893</b>	176	23.8	\$1161	\$1191	\$1221
	Lateral File — 4 Drawer						
	30" W x 19 1/4" D x 53 1/4" H	<b>H874</b>	175	22.1	\$1088	\$1148	\$1208
	36" W x 19 1/4" D x 53 1/4" H	<b>H884</b>	190	26.4	\$1234	\$1294	\$1354
	42" W x 19 1/4" D x 53 1/4" H	<b>H894</b>	206	30.6	\$1417	\$1477	\$1537
	Lateral File w/Posting Shelf — 5 Drawer						
	30" W x 19 1/4" D x 67" H	<b>H875</b>	204	27.5	\$1446	\$1506	\$1566
	36" W x 19 1/4" D x 67" H	<b>H885</b>	240	32.9	\$1628	\$1688	\$1748
	42" W x 19 1/4" D x 67" H	<b>H895</b>	264	38.0	\$1881	\$1941	\$2001

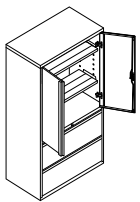
NOTES: Top drawer is a roll-out shelf.

**NOTE: See page 414 for Overfiles and page 427 for Lateral File Accessories.**

How to specify	1st Option	2nd Option
<b>Select Model Number from above</b>	<b>Select Lock Option</b>	<b>Select Paint Color</b>
<b>H 8   7   2   .</b>	L Lock <b>L   .</b>	See page 393 <b>T   1  </b>

## Brigade® 800 Series Lateral File w/Storage

GSA SIN 711-3



- ▶ 30", 36" & 42" case widths, 19 1/4" case depth.
- ▶ 67" H case — matches height of 800 Series 5 Drawer Laterals.
- ▶ Bottom two openings are lateral drawers, remainder of case is storage shelves.
- ▶ Lateral file drawer features are same as 800 Series Laterals shown above.
- ▶ Inside dimension of storage case is 36 1/4" H. Includes 2 adjustable shelves, adjustable in 2" increments. Bottom shelves accept two rows of 3-ring binders; top opening measures: 10 1/4".
- ▶ Storage case is standard with 2 hinged doors. Door pulls match lateral file drawer pulls.
- ▶ Equipped with HON "One Key" interchangeable core removable locks. Locks on storage case and lateral file are keyed alike. Lateral file drawers lock independently from storage case.
- ▶ Four adjustable leveling glides.
- ▶ Magnetic labels supplied with unit (one per lateral file drawer).



	Description	Model	Ship Weight	Cube	List by Paint Grade		
					Core	Choice/Metallics	Custom
	Lateral File w/Storage — 2 Drawer						
	30" W x 19 1/4" D x 67" H	<b>H875LS</b>	174	27.5	\$1104	\$1164	\$1224
	36" W x 19 1/4" D x 67" H	<b>H885LS</b>	210	32.9	\$1218	\$1278	\$1338
	42" W x 19 1/4" D x 67" H	<b>H895LS</b>	228	38.0	\$1392	\$1452	\$1512

GSA — Above models receive Other Filing & Storage discounting.

**NOTE: See page 427 for Lateral File Accessories and page 424 for Wire Dividers.**

How to specify	1st Option	2nd Option
<b>Select Model Number from above</b>	<b>Select Lock Option</b>	<b>Select Paint Color</b>
<b>H 8   7   5   L   S   .</b>	L Lock <b>L   .</b>	See page 393 <b>T   1  </b>

Icon Legend on page 11

- ▶ 30", 36" & 42" case widths with rollout shelves, 19 1/4" case depth.
- ▶ Fixed front bottom drawer on all roll-out shelf units (standard drawer).
- ▶ Flush top and sides.
- ▶ Reinforced case construction.
- ▶ Four adjustable leveling glides.
- ▶ Full-width radius designer pull.
- ▶ Features drawer extension restraint; mechanical interlock inhibits the extension of more than one shelf at a time.
- ▶ Three-part, telescoping, slide suspension operates on steel ball-bearings.
- ▶ Two adjustable hangrails per opening for side-to-side filing.
- ▶ Counterweight included where applicable to meet ANSI/BIFMA stability requirements.
- ▶ Lock mechanism secures both sides of drawer.
- ▶ Baked enamel finish over rust-inhibiting phosphate pre-treatment.
- ▶ Equipped with HON "One Key" interchangeable core removable locks.
- ▶ Optional laminate tops and accessories — see page 427.
- ▶ Magnetic labels standard (one per opening).

⚠ **Keyed alike cores must be ordered separately — see page 665.**



	Description	Model	Ship Weight	Cube	List by Paint Grade		
					Core	Choice/Metallics	Custom
	<b>Lateral File with Roll-out Shelves — 2 Openings</b>						
	30"W x 19 1/4"D x 28 3/8"H	<b>H842</b>	118	12.4	\$ 823	\$ 853	\$ 883
	36"W x 19 1/4"D x 28 3/8"H	<b>H852</b>	129	14.8	\$ 910	\$ 940	\$ 970
	42"W x 19 1/4"D x 28 3/8"H	<b>H862</b>	144	17.1	\$1051	\$1081	\$1111
	NOTES: Bottom opening is a fixed front drawer.						
	<b>Lateral File with Roll-out Shelves — 3 Openings</b>						
	30"W x 19 1/4"D x 40 7/8"H	<b>H843</b>	160	17.2	\$1078	\$1108	\$1138
	36"W x 19 1/4"D x 40 7/8"H	<b>H853</b>	165	20.6	\$1212	\$1242	\$1272
	42"W x 19 1/4"D x 40 7/8"H	<b>H863</b>	176	23.8	\$1397	\$1427	\$1457
	NOTES: Bottom opening is a fixed front drawer.						
	<b>Lateral File with Roll-out Shelves — 4 Openings</b>						
	30"W x 19 1/4"D x 53 1/4"H	<b>H844</b>	175	22.1	\$1358	\$1418	\$1478
	36"W x 19 1/4"D x 53 1/4"H	<b>H854</b>	190	26.4	\$1537	\$1597	\$1657
	42"W x 19 1/4"D x 53 1/4"H	<b>H864</b>	206	30.6	\$1774	\$1834	\$1894
	NOTES: Bottom opening is a fixed front drawer.						
	<b>Lateral File with Roll-out Shelves and Posting Shelf — 5 Openings</b>						
	30"W x 19 1/4"D x 67"H	<b>H845</b>	204	27.5	\$1768	\$1828	\$1888
	36"W x 19 1/4"D x 67"H	<b>H855</b>	240	32.9	\$2001	\$2061	\$2121
	42"W x 19 1/4"D x 67"H	<b>H865</b>	264	38.0	\$2304	\$2364	\$2424
	NOTES: Bottom opening is a fixed front drawer.						

**NOTE: See page 414 for Overfiles and page 427 for Lateral File Accessories.**

How to specify	<b>Select Model Number from above</b>	<b>1st Option</b>	<b>2nd Option</b>
	<b>Select Lock Option</b>	<b>Select Paint Color</b>	
	H   8   4   2   .	L Lock L   .	See page 393 T   1

deskings  
workstations  
storage & files  
seating  
tables  
education  
accessories  
index

## Brigade® 700 Series Lateral Files w/Drawers

GSA SIN 711-3



- ▶ 30", 36" & 42" case widths with drawers, 19 1/4" case depth.
- ▶ Flush top and sides.
- ▶ Reinforced case construction.
- ▶ Four adjustable leveling glides.
- ▶ Full-face integral drawer pulls.
- ▶ Features drawer extension restraint; mechanical interlock inhibits the extension of more than one drawer at a time.
- ▶ Three-part, telescoping, steel ball-bearing suspension.
- ▶ Two adjustable hangrails per drawer/rollout shelf for side-to-side filing.
- ▶ Counterweight included where applicable to meet ANSI/BIFMA stability requirements.
- ▶ Lock mechanism secures both sides of drawer.
- ▶ Baked enamel finish over rust-inhibiting phosphate pre-treatment.
- ▶ Optional laminate tops and accessories — see page 427.
- ▶ Equipped with HON "One Key" interchangeable core removable locks.
- ▶ Magnetic labels supplied with unit (one per drawer).

△ **Keyed alike cores must be ordered separately — see page 665.**



	Description	Model	Ship Weight	Cube	List by Paint Grade		
					Core	Choice/Metallics	Custom
	Lateral File — 2 Drawer (locking)						
	30"W x 19 1/4"D x 28 3/8"H	<b>H772</b>	120	12.4	\$ 631	\$ 661	\$ 691
	36"W x 19 1/4"D x 28 3/8"H	<b>H782</b>	132	14.3	\$ 705	\$ 735	\$ 765
	42"W x 19 1/4"D x 28 3/8"H	<b>H792</b>	148	17.1	\$ 815	\$ 845	\$ 875
	Lateral File — 3 Drawer (locking)						
	30"W x 19 1/4"D x 40 7/8"H	<b>H773</b>	163	17.2	\$ 896	\$ 926	\$ 956
	36"W x 19 1/4"D x 40 7/8"H	<b>H783</b>	169	20.6	\$1001	\$1031	\$1061
	42"W x 19 1/4"D x 40 7/8"H	<b>H793</b>	182	23.8	\$1161	\$1191	\$1221
	Lateral File — 4 Drawer (locking)						
	30"W x 19 1/4"D x 53 1/4"H	<b>H774</b>	179	22.1	\$1088	\$1148	\$1208
	36"W x 19 1/4"D x 53 1/4"H	<b>H784</b>	196	26.4	\$1234	\$1294	\$1354
	42"W x 19 1/4"D x 53 1/4"H	<b>H794</b>	214	30.6	\$1417	\$1477	\$1537
	Lateral File w/Posting Shelf — 5 Drawer (locking)						
	30"W x 19 1/4"D x 67"H	<b>H775</b>	209	27.5	\$1446	\$1506	\$1566
	36"W x 19 1/4"D x 67"H	<b>H785</b>	247	32.9	\$1628	\$1688	\$1748
	42"W x 19 1/4"D x 67"H	<b>H795</b>	274	38.0	\$1881	\$1941	\$2001

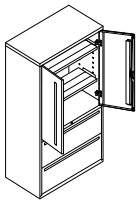
NOTES: Top drawer is a roll-out shelf.

**NOTE: See page 414 for Overfiles and page 427 for Lateral File Accessories.**

How to specify	1st Option	2nd Option
<b>Select Model Number from above</b>	<b>Select Lock Option</b>	<b>Select Paint Color</b>
H   7   7   2   .	L Lock L   .	See page 393 T   1

## Brigade® 700 Series Lateral Files w/Storage

GSA SIN 711-3



- ▶ 30", 36" & 42" case widths, 19 1/4" case depth.
- ▶ 67"H case — matches height of 700 Series 5 Drawer laterals.
- ▶ Bottom two openings are lateral drawers, remainder of case is storage shelves.
- ▶ Lateral file drawer features are same as 700 Series Laterals shown above.
- ▶ Inside dimension of storage case is 36 1/4"H. Includes 2 adjustable shelves, adjustable in 2" increments. Bottom shelves accept two rows of 3-ring binders; top opening measures: 10 1/4".
- ▶ Storage case is standard with 2 hinged doors. Door pulls match lateral file drawer pulls.
- ▶ Equipped with HON "One Key" interchangeable core removable locks. Locks on storage case and lateral file are keyed alike. Lateral file drawers lock independently from storage case.
- ▶ Four adjustable leveling glides.
- ▶ Magnetic labels supplied with unit (one per lateral file drawer).



	Description	Model	Ship Weight	Cube	List by Paint Grade		
					Core	Choice/Metallics	Custom
	Lateral File w/Storage — 2 Drawer						
	30"W x 19 1/4"D x 67"H	<b>H775LS</b>	175	27.5	\$1104	\$1164	\$1224
	36"W x 19 1/4"D x 67"H	<b>H785LS</b>	211	32.9	\$1218	\$1278	\$1338
	42"W x 19 1/4"D x 67"H	<b>H795LS</b>	230	38.0	\$1392	\$1452	\$1512

GSA — Above models receive Other Filing & Storage discounting.

**NOTE: See page 427 for Lateral File Accessories and page 424 for Wire Dividers.**

How to specify	1st Option	2nd Option
<b>Select Model Number from above</b>	<b>Select Lock Option</b>	<b>Select Paint Color</b>
H   7   7   5   L   S   .	L Lock L   .	See page 393 T   1

AB, Level 2, One Key, Icon Legend on page 11

- ▶ 30", 36" & 42" case widths with rollout shelves, 19 1/4" case depth.
- ▶ Fixed bottom drawer on all roll-out shelf units (standard drawer).
- ▶ Flush top and sides.
- ▶ Reinforced case construction.

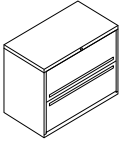
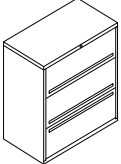
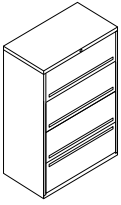
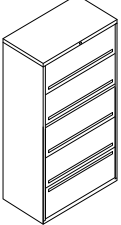
- ▶ Four adjustable leveling glides.
- ▶ Full-face integral drawer pulls.
- ▶ Features shelf extension restraint; mechanical interlock inhibits the extension of more than one shelf at a time.
- ▶ Three-part, telescoping, steel ball-bearing suspension.

- ▶ Two adjustable hangrails per drawer/rollout shelf for side-to-side filing.
- ▶ Counterweight included where applicable to meet ANSI/BIFMA stability requirements.
- ▶ Lock mechanism secures both sides of drawer.

- ▶ Baked enamel finish over rust-inhibiting phosphate pre-treatment.
- ▶ Optional laminate tops and accessories — see page 427.
- ▶ Equipped with HON "One Key" interchangeable core removable locks.

- ▶ Magnetic labels supplied with unit (one per opening).
- ⚠ **Keyed alike cores must be ordered separately — see page 665.**



	Description	Model	Ship Weight	Cube	List by Paint Grade		
					Core	Choice/Metallics	Custom
	Lateral File with Roll-out Shelves — 2 Openings						
	30"W x 19 1/4"D x 28 3/8"H	<b>H742</b>	120	12.4	\$ 823	\$ 853	\$ 883
	36"W x 19 1/4"D x 28 3/8"H	<b>H752</b>	132	14.8	\$ 910	\$ 940	\$ 970
	42"W x 19 1/4"D x 28 3/8"H	<b>H762</b>	148	17.1	\$1051	\$1081	\$1111
	NOTES: Bottom opening is a fixed front drawer.						
	Lateral File with Roll-out Shelves — 3 Openings						
	30"W x 19 1/4"D x 40 7/8"H	<b>H743</b>	163	17.2	\$1078	\$1108	\$1138
	36"W x 19 1/4"D x 40 7/8"H	<b>H753</b>	169	20.6	\$1212	\$1242	\$1272
	42"W x 19 1/4"D x 40 7/8"H	<b>H763</b>	182	23.8	\$1397	\$1427	\$1457
	NOTES: Bottom opening is a fixed front drawer.						
	Lateral File with Roll-out Shelves — 4 Openings						
	30"W x 19 1/4"D x 53 1/4"H	<b>H744</b>	179	22.1	\$1358	\$1418	\$1478
	36"W x 19 1/4"D x 53 1/4"H	<b>H754</b>	196	26.4	\$1537	\$1597	\$1657
	42"W x 19 1/4"D x 53 1/4"H	<b>H764</b>	214	30.6	\$1774	\$1834	\$1894
	NOTES: Bottom opening is a fixed front drawer.						
	Lateral File with Roll-out Shelves and Posting Shelf — 5 Openings						
	30"W x 19 1/4"D x 67"H	<b>H745</b>	209	27.5	\$1768	\$1828	\$1888
	36"W x 19 1/4"D x 67"H	<b>H755</b>	247	32.9	\$2001	\$2061	\$2121
	42"W x 19 1/4"D x 67"H	<b>H765</b>	274	38.0	\$2304	\$2364	\$2424
	NOTES: Bottom opening is a fixed front drawer.						

**NOTE: See page 414 for Overfiles and page 427 for Lateral File Accessories.**

How to specify	1st Option	2nd Option
<b>Select Model Number from above</b> <b>H   7   4   2   .</b>	<b>Select Lock Option</b> L Lock <b>L   .</b>	<b>Select Paint Color</b> See page 393 <b>T   1  </b>

## Brigade® 600 Series Lateral Files w/Drawers

GSA SIN 711-3



- ▶ 30", 36" & 42" case widths with drawers, 19 1/4" case depth.
- ▶ Flush top and sides.
- ▶ Reinforced case construction.
- ▶ Four adjustable leveling glides.
- ▶ Features drawer extension restraint; mechanical interlock inhibits the extension of more than one drawer at a time.
- ▶ Three-part, telescoping, steel ball-bearing suspension.
- ▶ Two adjustable hangrails per drawer/roll-out shelf for side-to-side filing.
- ▶ Counterweight included where applicable to meet ANSI/BIFMA stability requirements.
- ▶ Lock mechanism secures both sides of drawer.
- ▶ Baked enamel finish over rust-inhibiting phosphate pre-treatment.
- ▶ Bright anodized aluminum recessed drawer pull/plastic label holder.
- ▶ Equipped with HON "One Key" interchangeable core removable locks.
- ▶ Optional laminate tops and accessories — see page 427.

△ **Keyed alike cores must be ordered separately — see page 665.**



	Description	Model	Ship Weight	Cube	List by Paint Grade		
					Core	Choice/Metallics	Custom
	<b>Lateral File — 2 Drawer</b>						
	30" W x 19 1/4" D x 28 3/8" H	<b>H672</b>	120	12.4	\$ 601	\$ 631	\$ 661
	36" W x 19 1/4" D x 28 3/8" H	<b>H682</b>	132	14.3	\$ 646	\$ 676	\$ 706
	42" W x 19 1/4" D x 28 3/8" H	<b>H692</b>	148	17.1	\$ 764	\$ 794	\$ 824
	<b>Lateral File — 3 Drawer</b>						
	30" W x 19 1/4" D x 40 7/8" H	<b>H673</b>	163	17.2	\$ 827	\$ 857	\$ 887
	36" W x 19 1/4" D x 40 7/8" H	<b>H683</b>	169	20.6	\$ 906	\$ 936	\$ 966
	42" W x 19 1/4" D x 40 7/8" H	<b>H693</b>	182	23.8	\$1065	\$1095	\$1125
	<b>Lateral File — 4 Drawer</b>						
	30" W x 19 1/4" D x 53 1/4" H	<b>H674</b>	179	22.1	\$1028	\$1088	\$1148
	36" W x 19 1/4" D x 53 1/4" H	<b>H684</b>	196	26.4	\$1124	\$1184	\$1244
	42" W x 19 1/4" D x 53 1/4" H	<b>H694</b>	214	30.6	\$1335	\$1395	\$1455
	<b>Lateral File w/Posting Shelf — 5 Drawer</b>						
	30" W x 19 1/4" D x 67" H	<b>H675</b>	209	27.5	\$1367	\$1427	\$1487
	36" W x 19 1/4" D x 67" H	<b>H685</b>	247	32.9	\$1463	\$1523	\$1583
	42" W x 19 1/4" D x 67" H	<b>H695</b>	274	38.0	\$1765	\$1825	\$1885

NOTES: Top drawer is a roll-out shelf.

How to specify	1st Option	2nd Option
<b>Select Model Number from above</b>	<b>Select Lock Option</b>	<b>Select Paint Color</b>
<b>H   6   7   2   .</b>	L Lock <b>L   .</b>	See page 393 <b>T   1  </b>

## Brigade® 600 Series Lateral Files w/Storage

- ▶ 30", 36" & 42" case widths, 19 1/4" case depth.
- ▶ 67" H case — matches height of 600 Series 5 Drawer laterals.
- ▶ Bottom two openings are lateral drawers, remainder of case is storage shelves.
- ▶ Lateral file drawer features are same as 600 Series Laterals shown above.
- ▶ Inside dimension of storage case is 36 1/4" H. Includes 2 adjustable shelves, adjustable in 2" increments. Bottom shelves accept two rows of 3-ring binders; top opening measures: 10 1/4".
- ▶ Storage case is standard with 2 hinged doors. Door pulls match lateral file drawer pulls.
- ▶ Equipped with HON "One Key" interchangeable core removable locks. Locks on storage case and lateral file are keyed alike. Lateral file drawers lock independently from storage case.
- ▶ Four adjustable leveling glides.
- ▶ Magnetic labels supplied with unit (one per lateral file drawer).



	Description	Model	Ship Weight	Cube	List by Paint Grade		
					Core	Choice/Metallics	Custom
	<b>Lateral File w/Storage — 2 Drawer</b>						
	30" W x 19 1/4" D x 67" H	<b>H675LS</b>	175	27.5	\$1104	\$1164	\$1224
	36" W x 19 1/4" D x 67" H	<b>H685LS</b>	211	32.9	\$1218	\$1278	\$1338
	42" W x 19 1/4" D x 67" H	<b>H695LS</b>	230	38.0	\$1339	\$1399	\$1459

**NOTE: See page 414 for Overfiles and page 427 for Lateral File Accessories.**

How to specify	1st Option	2nd Option
<b>Select Model Number from above</b>	<b>Select Lock Option</b>	<b>Select Paint Color</b>
<b>H   6   7   5   L   S   .</b>	L Lock <b>L   .</b>	See page 393 <b>T   1  </b>

Icon Legend on page 11

- ▶ 30", 36" & 42" case widths with roll-out shelves, 19 1/4" case depth.
- ▶ Flush top and sides.
- ▶ Reinforced case construction.
- ▶ Four adjustable leveling glides.
- ▶ Fixed bottom drawer on all roll-out shelf units (standard drawer).

- ▶ Features drawer extension restraint; mechanical interlock inhibits the extension of more than one shelf at a time.
- ▶ Three-part, telescoping, steel ball-bearing suspension.
- ▶ Two adjustable hangrails per opening for side-to-side filing.

- ▶ Counterweight included where applicable to meet ANSI/BIFMA stability requirements.
- ▶ Lock mechanism secures both sides of drawer.
- ▶ Baked enamel finish over rust-inhibiting phosphate pre-treatment.

- ▶ Bright anodized aluminum recessed drawer pull/plastic label holder.
- ▶ Equipped with HON "One Key" interchangeable core removable locks.
- ▶ Optional laminate tops and accessories — see page 427.

⚠ **Keyed alike cores must be ordered separately — see page 665.**



	Description	Model	Ship Weight	Cube	List by Paint Grade		
					Core	Choice/Metallics	Custom
	Lateral File with Roll-out Shelves — 2 Openings						
	30" W x 19 1/4" D x 28 3/8" H	<b>H642</b>	120	12.4	\$ 801	\$ 831	\$ 861
	36" W x 19 1/4" D x 28 3/8" H	<b>H652</b>	132	14.8	\$ 887	\$ 917	\$ 947
	42" W x 19 1/4" D x 28 3/8" H	<b>H662</b>	148	17.1	\$1020	\$1050	\$1080
	NOTES: Bottom opening is a fixed front drawer.						
	Lateral File with Roll-out Shelves — 3 Openings						
	30" W x 19 1/4" D x 40 7/8" H	<b>H643</b>	163	17.2	\$1047	\$1077	\$1107
	36" W x 19 1/4" D x 40 7/8" H	<b>H653</b>	169	20.6	\$1176	\$1206	\$1236
	42" W x 19 1/4" D x 40 7/8" H	<b>H663</b>	182	23.8	\$1346	\$1376	\$1406
	NOTES: Bottom opening is a fixed front drawer.						
	Lateral File with Roll-out Shelves — 4 Openings						
	30" W x 19 1/4" D x 53 1/4" H	<b>H644</b>	179	22.1	\$1310	\$1370	\$1430
	36" W x 19 1/4" D x 53 1/4" H	<b>H654</b>	196	26.4	\$1482	\$1542	\$1602
	42" W x 19 1/4" D x 53 1/4" H	<b>H664</b>	214	30.6	\$1699	\$1749	\$1819
	NOTES: Bottom opening is a fixed front drawer.						
	Lateral File with Roll-out Shelves and Posting Shelf — 5 Openings						
	30" W x 19 1/4" D x 67" H	<b>H645</b>	209	27.5	\$1699	\$1759	\$1819
	36" W x 19 1/4" D x 67" H	<b>H655</b>	247	32.9	\$1918	\$1978	\$2038
	42" W x 19 1/4" D x 67" H	<b>H665</b>	274	38.0	\$2209	\$2269	\$2329
	NOTES: Bottom opening is a fixed front drawer.						

**NOTE: See page 414 for Overfiles and page 427 for Lateral File Accessories.**

How to specify	<b>Select Model Number from above</b> <b>H   6   4   2   .</b>	<b>1st Option</b> <b>Select Lock Option</b> L Lock <b>L   .</b>	<b>2nd Option</b> <b>Select Paint Color</b> See page 393 <b>T   1  </b>
----------------	---	--	--

## Brigade® 600 Series Shelf Files

GSA SIN 711-3

HON

- ▶ 36" wide 5 and 6 fixed shelf files are offered in letter and legal depths, and in jumbo height in legal depth; locking models have one receding door per shelf.
- ▶ Shelf files accept letter or legal files side-to-side.
- ▶ Double wall construction provides extra strength.
- ▶ Receding door models operate on nylon glides installed in the door tracks.
- ▶ Two wire dividers per shelf are standard. Additional dividers available in 6 or 12 packs.

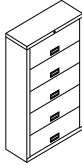
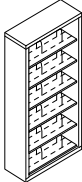
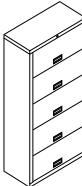
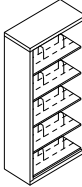
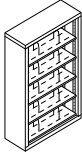



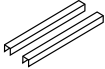

- ▶ Can be ganged back-to-back.
- ▶ Four adjustable leveling glides.
- ▶ Bright anodized aluminum recessed door pull/label holder on receding doors.
- ▶ Baked enamel finish over rust-inhibiting phosphate pre-treatment.

- ▶ All receding door models are equipped with HON "One Key" interchangeable core removable locks operating two 16 gauge lock bars with tabs, which engage both sides of doors.

△ **Keyed alike cores must be ordered separately — see page 665.**



## List by Paint Grade

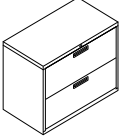

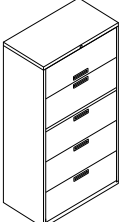
Description	Model	Ship Weight	Cube	Choice/Custom		
				Core	Metallics	Custom
 Shelf File — 5 Shelf 36" W x 13 <sup>3</sup> / <sub>4</sub> " D x 64 <sup>1</sup> / <sub>4</sub> " H, Letter 36" W x 16 <sup>3</sup> / <sub>4</sub> " D x 64 <sup>1</sup> / <sub>4</sub> " H, Legal	H625	165.0	23.7	\$1133	\$1193	\$1253
	H625C	170.0	28.2	\$1204	\$1264	\$1324
Shelf File — 6 Shelf 36" W x 13 <sup>3</sup> / <sub>4</sub> " D x 75 <sup>7</sup> / <sub>8</sub> " H, Letter 36" W x 16 <sup>3</sup> / <sub>4</sub> " D x 75 <sup>7</sup> / <sub>8</sub> " H, Legal	H626	178.0	27.8	\$1305	\$1365	\$1425
	H626C	190.0	33.1	\$1384	\$1444	\$1504
NOTES: 10 <sup>1</sup> / <sub>8</sub> " H between shelf and door. Shelves are not adjustable.						
 Shelf File — 6 Shelf, Open 36" W x 13 <sup>3</sup> / <sub>4</sub> " D x 75 <sup>7</sup> / <sub>8</sub> " H, Letter 36" W x 16 <sup>3</sup> / <sub>4</sub> " D x 75 <sup>7</sup> / <sub>8</sub> " H, Legal	H626N	145.0	27.8	\$ 815	\$ 875	\$ 935
	H626CN	160.0	33.1	\$ 891	\$ 951	\$1011
NOTES: 10 <sup>1</sup> / <sub>8</sub> " H between shelves. Shelves are not adjustable.						
 Jumbo Shelf File — 5 Shelf Legal 36" W x 16 <sup>3</sup> / <sub>4</sub> " D x 75 <sup>7</sup> / <sub>8</sub> " H	HJ625C	193.0	33.1	\$1344	\$1404	\$1464
	NOTES: Use for 3-ring binders. 13" H between shelf and door. Shelves are not adjustable.					
 Jumbo Shelf File — 5 Shelf Legal, Open 36" W x 16 <sup>3</sup> / <sub>4</sub> " D x 75 <sup>7</sup> / <sub>8</sub> " H	HJ625CN	158.0	33.1	\$ 851	\$ 911	\$ 971
	NOTES: 13 <sup>3</sup> / <sub>4</sub> " H between shelves. Use for 3-ring binders.					
 Shelf File — 5 Shelf Letter, Adjustable Shelves, Open 36" W x 13 <sup>3</sup> / <sub>4</sub> " D x 58 <sup>5</sup> / <sub>8</sub> " H	H625AS	123.0	21.8	\$ 838	\$ 898	\$ 958
	Shelf File — 6 Shelf Letter, Adjustable Shelves, Open 36" W x 13 <sup>3</sup> / <sub>4</sub> " D x 69 <sup>3</sup> / <sub>4</sub> " H	H626AS	143.0	25.7	\$ 952	\$1012
NOTES: Shelves are adjustable at 1 <sup>3</sup> / <sub>8</sub> ". Use all shelves for horizontal filing of 8 <sup>1</sup> / <sub>4</sub> " W materials. To store standard size binders, remove one shelf and adjust remaining shelves accordingly.						
 Dividers (12/pack) Wire Divider (6/pack)	H517514	2.7 	0.1	\$ 62		
	H860000	0.5 	0.1	\$ 38		
 Depth Converter Legal-to-Letter (2/pack)	H515700	5.0 	0.5	\$ 73		

How to specify	1st Option	2nd Option
<b>Select Model Number from above</b>  <b>H   6   2   5   .</b>	<b>Select Lock Option</b> L Lock Specify for models H625, H625C, H626, H626C, HJ625C <b>L   .</b>	<b>Select Paint Color</b> See page 393 <b>T   1  </b>

- ▶ 30" & 36" case widths with drawers, 19 1/4" case depth.
- ▶ Flush top and sides.
- ▶ Reinforced case construction.
- ▶ Four adjustable leveling glides.
- ▶ Features drawer extension restraint; mechanical interlock inhibits the extension of more than one drawer at a time.
- ▶ Ball-bearing slide suspension.
- ▶ Two adjustable hangrails per drawer/roll-out shelf for side-to-side filing.
- ▶ Counterweight included where applicable to meet ANSI/BIFMA stability requirements.
- ▶ Lock mechanism secures both sides of drawer.
- ▶ Baked enamel finish over rust-inhibiting phosphate pre-treatment.
- ▶ Monochromatic drawer pull.
- ▶ Magnetic label holder.
- ▶ Equipped with HON "One Key" interchangeable core removable locks.
- ▶ Optional laminate tops and accessories — see page 427.

⚠ **Keyed alike cores must be ordered separately — see page 665.**



	Description	Model	Ship Weight	Cube	List
	<b>Lateral File — 2 Drawer</b> 30" W x 19 1/4" D x 28 3/8" H 36" W x 19 1/4" D x 28 3/8" H	<b>H572</b>	112	12.4	\$ 559
		<b>H582</b>	128	14.8	\$ 611
	<b>Lateral File — 4 Drawer</b> 30" W x 19 1/4" D x 53 1/4" H 36" W x 19 1/4" D x 53 1/4" H	<b>H574</b>	148	22.1	\$ 937
		<b>H584</b>	177	26.4	\$1045
	<b>Lateral File — 5 Drawer</b> 4 Fixed front drawers; 1 Roll-out Shelf; Posting Shelf 36" W x 19 1/4" D x 67" H  NOTES: Top drawer is a roll-out shelf.	<b>H585</b>	229	32.9	\$1356

**NOTE: See page 414 for Overfiles and page 427 for Lateral File Accessories.**

How to specify	<b>Select Model Number from above</b> <b>H   5   7   2   .</b>	<b>1st Option</b> <b>Select Lock Option</b> L Lock <b>L   .</b>	<b>2nd Option</b> <b>Select Paint Color</b> See page 393 <b>T   1  </b>
----------------	---	--	--

**VERTICAL FILES**

- Full suspension.
- Non-asbestos.
- Follower block standard (spring-loaded).
- Chrome drawer pulls, thumb latch and label holder.
- Lock is NOT core removable.
- Rated: Filing Device Class 350, 1700° for one hour with drop test.
- UL listed.
- High drawer sides.
- Available in Putty, Black and Gray only; see page 392.
- Insulated in drawer face and between drawers.
- **Lifetime Warranty.**



desking

workstations

storage & files

	Description	Model	Ship Weight	Cube	List
	Vertical File — 2-Drawer, Letter 17¾"W x 25"D x 27¾"H	<b>H52</b>	320	10.0	\$2076
	Vertical File — 2-Drawer, Legal 20¾"W x 25"D x 27¾"H	<b>H52C</b>	341	13.0	\$2131

Open Market

	Vertical File — 4-Drawer, Letter 17¾"W x 25"D x 52¾"H	<b>H54</b>	546	17.0	\$3246
	Vertical File — 4-Drawer, Legal 20¾"W x 25"D x 52¾"H	<b>H54C</b>	596	21.0	\$3313

Open Market

GSA — Above models receive Open Market discounting.

How to specify	1st Option	2nd Option
<p><b>Select Model Number from above</b></p> <p><b>H   5   2   .</b></p>	<p><b>Select Lock Option</b></p> <p><b>P</b> Lock</p> <p><b>P   .</b></p>	<p><b>Select Paint Color</b></p> <p><b>P</b> Black <b>Q</b> Light Gray <b>L</b> Putty</p> <p><b>P  </b></p>

tables

education

index accessories

**LATERAL FILES**

- Telescoping suspension.
- Non-asbestos.
- Available in Putty, Black and Gray only; see page 392.
- Rated: Filing Device Class 350, 1700° for one hour with drop test.
- Insulated in drawer face and between drawers.
- UL listed.
- 4 hangrails per opening, standard.
- Black, plastic recessed drawer pulls.
- **Lifetime Warranty.**
- ⚠ **Lock is NOT core removable.**



	<p><b>Lateral File — 2-Drawer</b> 31⅞"W x 22⅞"D x 27¾"H</p>	<b>H32</b>	436	11.0	\$3061
--	---	------------	-----	------	--------

Open Market

	<p><b>Lateral File — 4-Drawer</b> 31⅞"W x 22⅞"D x 52¾"H</p> <p>NOTES: Lateral Drawer inside dimensions: 25⅜"W x 15⅞"D x 10⅞"H</p>	<b>H34</b>	723	26.0	\$4686
--	---	------------	-----	------	--------

Open Market

GSA — Above models receive Open Market discounting.

How to specify	1st Option	2nd Option
<p><b>Select Model Number from above</b></p> <p><b>H   5   2   .</b></p>	<p><b>Select Lock Option</b></p> <p><b>P</b> Lock</p> <p><b>P   .</b></p>	<p><b>Select Paint Color</b></p> <p><b>P</b> Black <b>Q</b> Light Gray <b>L</b> Putty</p> <p><b>P  </b></p>

► Laminate tops are abrasion-resistant, high-pressure laminate.

► Hanging file racks, dividers and extended hangrails available in Gray only.

► Compatible with Flagship<sup>®</sup>, Brigade<sup>™</sup> 800, 700, 600, and 500 Series Lateral Files.



	Description	Model	Ship Weight	Cube	List		
	<b>Radius Edge Laminate Top</b> 30''W x 19 1/4''D x 1 1/8'' Thick 36''W x 19 1/4''D x 1 1/8'' Thick 42''W x 19 1/4''D x 1 1/8'' Thick 60''W x 19 1/4''D x 1 1/8'' Thick 72''W x 19 1/4''D x 1 1/8'' Thick	<b>H518330</b> <b>H518336</b> <b>H518342</b> <b>H518360</b> <b>H518372</b>	20.0 [S] 25.0 [S] 30.0 [S] 64.0 75.0	2.1 2.5 2.9 3.9 5.0	\$ 282 \$ 311 \$ 357 \$ 466 \$ 517		
	NOTES: Compatible with Brigade <sup>™</sup> 800, 700, 600, and 500 Series Lateral Files.						
		<b>Square Edge Laminate Top</b> 30''W x 19 1/4''D x 1 1/8'' Thick 36''W x 19 1/4''D x 1 1/8'' Thick 42''W x 19 1/4''D x 1 1/8'' Thick 60''W x 19 1/4''D x 1 1/8'' Thick 72''W x 19 1/4''D x 1 1/8'' Thick 84''W x 19 1/4''D x 1 1/8'' Thick	<b>H519489</b> <b>H519480</b> <b>H519481</b> <b>H519490</b> <b>H519482</b> <b>H519483</b>	20.0 [S] 25.0 [S] 30.0 [S] 32.0 40.0 48.0	2.1 2.5 2.9 3.9 5.0 6.1	\$ 268 \$ 294 \$ 334 \$ 444 \$ 487 \$ 534	
		NOTES: Compatible with Brigade <sup>™</sup> 800, 700, 600, and 500 Series Lateral Files.					
			<b>Radius Edge Laminate Top</b> 30''W x 18''D x 1 1/8'' Thick 36''W x 18''D x 1 1/8'' Thick 42''W x 18''D x 1 1/8'' Thick 60''W x 18''D x 1 1/8'' Thick 66''W x 18''D x 1 1/8'' Thick 72''W x 18''D x 1 1/8'' Thick	<b>H918530</b> <b>H918536</b> <b>H918542</b> <b>H918560</b> <b>H918566</b> <b>H918572</b>	20.0 [S] 25.0 [S] 30.0 [S] 32.0 40.0 48.0	1.6 1.8 2.1 3.0 3.2 3.5	\$ 272 \$ 334 \$ 376 \$ 469 \$ 513 \$ 555
			NOTES: Compatible with Flagship <sup>®</sup> 18''D Lateral Files only.				
			<b>Square Edge Laminate Top</b> 30''W x 18''D x 1 1/8'' Thick 36''W x 18''D x 1 1/8'' Thick 42''W x 18''D x 1 1/8'' Thick 60''W x 18''D x 1 1/8'' Thick 66''W x 18''D x 1 1/8'' Thick 72''W x 18''D x 1 1/8'' Thick	<b>H919430</b> <b>H919436</b> <b>H919442</b> <b>H919460</b> <b>H919466</b> <b>H919472</b>	20.0 [S] 25.0 [S] 30.0 [S] 32.0 40.0 48.0	1.6 1.8 2.1 3.0 3.2 3.5	\$ 257 \$ 322 \$ 353 \$ 448 \$ 513 \$ 525
			NOTES: Compatible with Flagship <sup>®</sup> 18''D Lateral Files only.				
			<b>Single Rail Hanging File Racks (4/pack)</b> NOTES: For front-to-back filing — 30''W, 36''W and 42''W files. Order one package per drawer for 42''W files. One package will do two 30''W or 36''W file drawers. Racks span between 15 1/4''W rails. ▲ <b>Gray only.</b>	<b>H919491</b>	1.0 [S]	0.4	\$ 38
			<b>Double-Rail Hanging File Racks (2/pack)</b> NOTES: For 3 rows front-to-back — 42''W files. Order one package per drawer. Racks span between 15 1/4''W rails. ▲ <b>Gray only.</b>	<b>H919492</b>	1.5 [S]	0.4	\$ 38
		<b>Dividers (10/pack)</b> 7 1/2''H x 15''D ▲ <b>Gray only.</b>	<b>H515704</b>	12.0 [S]	0.5	\$ 99	
		<b>Extended Hangrails — 4 1/4'' H (5/pack)</b> For 30''W Lateral Files For 36''W Lateral Files For 42''W Lateral Files	<b>H919530</b> <b>H919536</b> <b>H919542</b>	9.0 [S] 11.0 [S] 13.0 [S]	0.2 0.3 0.3	\$ 118 \$ 118 \$ 118	
NOTES: Installs over side-to-side hangrail to create a full height back.							
▲ <b>Gray only.</b>							

How to specify	<b>Select Model Number from above</b> <b>H   5   1   8   3   3   0   .</b>	<b>1st Option</b> <b>Select Laminate</b> See page 392 <b>N</b>
----------------	---	---

Icon Legend on page 11

## Pedestal Accessories

GSA SIN 711-1, 711-2 Except as Noted



Description	Model	Ship Weight	Cube	List by Paint Grade		
				Core	Choice/ Metallics	Custom
 Spacers 1 3/8" H x 19 7/8" D x 15" W 1 3/8" H x 22 7/8" D x 15" W 1 3/8" H x 28 7/8" D x 15" W	H11620PC	6 	0.2	\$ 60	\$ 65	\$ 70
	H11623PC	7 	0.3	\$ 72	\$ 77	\$ 82
	H11630PC	8 	0.4	\$ 82	\$ 87	\$ 92

GSA — Above models receive Initiate Panel System discounting.

NOTES: Spacers are mounted on 26 7/8" H pedestals with optional glides when used to support a worksurface at 29 1/2" high. Spacers can also be used as a cosmetic filler under 29 1/2" H worksurfaces.

**⚠ Not designed to be used with hanging pedestals.**



How to specify	Select Model Number from above <b>H   1   1   6   2   0   P   C   .</b>	1st Option Select Paint Color See page 393 <b>T   1  </b>
----------------	--	--

Description	Model	Ship Weight		Cube	List
 Laminate Tops 19 7/8" D x 15" W 22 7/8" D x 15" W 28 7/8" D x 15" W	H21520TP	13.0 	1.0	\$ 170	
	H21523TP	15.0 	1.1	\$ 207	
	H21529TP	19.0 	1.4	\$ 225	

GSA — Above models receive Initiate Panel System discounting.

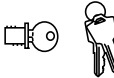


Description	Model	Ship Weight	Cube	List
Counterweight — Freestanding Support Pedestals	HPCW1	18.0	0.1	\$ 130
Follower Block — 1-Pack. Gray only.	HF80	1.0	0.3	\$ 31
Double-Rail Hanging File Racks — 2-Pack. Gray only (for side-to-side).	H519495	0.5	0.5	\$ 20
Adjustable Glides — 4-Pack Field-installable, used to convert mobile pedestals to freestanding support pedestals.	H20040AG	1.0	0.6	\$ 37

GSA — Above models receive Initiate Panel System discounting.

Description	Model	Ship Weight	Cube	List
 Caster Package — Field Installable Four Casters (2 swivel, 2 fixed)	H1050CST	1.0 	0.6	\$ 28

GSA — Above models receive Initiate Panel System discounting.

NOTES: Used to convert Freestanding Support Pedestals to Mobile Pedestals.  
**⚠ Not designed to be used on pedestals without a counterweight.**

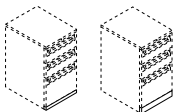
Description	Model	Ship Weight	Cube	List
 Lock Core Replacement Kit — Chrome (Specify quantity of each key number from 101E-225E.) Contains one core, two keys, one core removable tool and instructions. Refer to page 665.	HF23C	0.1 	0.1	\$ 26
Master Key (one key) — Available to authorized dealers only.	HF22	0.1 	0.1	\$ 15

GSA — Above models receive Vertical, Lateral & Shelf File discounting.

How to specify	Select Model Number from above <b>H   2   1   5   2   0   T   P   .</b>	1st Option Select Laminate See page 392 <b>G   1  </b>
----------------	--	---

## Flush Kick Plates

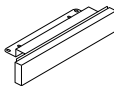



GSA SIN 711-3



► Mounts to base of pedestal to provide a flush appearance to coordinate with laterals, file centers and storage towers.

► Kick plate is field-installable.




Description	Model	Ship Weight	Cube	List by Paint Grade		
				Core	Choice/ Metallics	Custom
 Flush Front Kick Plate For 28" H Pedestals	HKP2800	3 	0.2	\$ 72	\$ 77	\$ 82
 Flush Front Kick Plate For 26 7/8" H Pedestals	HKP2678	3 	0.2	\$ 72	\$ 77	\$ 82


GSA — Above models receive Initiate Panel System discounting.

How to specify	Select Model Number from above <b>H   K   P   2   8   0   0   .</b>	1st Option Select Paint Color See page 393 <b>P  </b>
----------------	--	--


   Icon Legend on page 11



**Model H212**



**Model H252B**



**Model H312**



**Model HH322**



**Model H512**

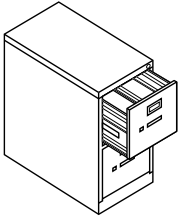
Vertical files listed below meet or exceed ANSI/BIFMA and ISTA performance standards. They are available in 15''W letter and 18 1/4''W legal widths.

Series	Depth	Heights Available	Suspension Style	Lock	Accepts Hanging Files	Features
<b>210 Series</b>	28 1/2''	2 dwr 4 dwr 5 dwr	Three-part telescoping, ball-bearing steel suspension	<b>INCLUDED</b> core removable	<b>YES</b> (Hangrails not required)	<b>Spring-loaded follower block</b>
<b>250B Series</b>	28 1/2''	2 dwr 4 dwr 5 dwr	Three-part telescoping, ball-bearing steel suspension	<b>INCLUDED</b> core removable	<b>YES</b> (Hangrails not required)	<b>Spring-loaded follower block</b> <b>Fully enclosed security base</b>
<b>310 Series</b>	26 1/2''	2 dwr 4 dwr 5 dwr	Three-part telescoping, ball-bearing steel suspension	<b>INCLUDED</b> core removable	<b>YES</b> (Hangrails not required)	<b>Spring-loaded follower block</b>
<b>H320 Series</b>	26 1/2''	2 dwr 4 dwr	Full cradle suspension	<b>INCLUDED</b> core removable	<b>YES</b> (Hangrails not required)	<b>Adjustable wire follower</b>
<b>510 Series</b>	25''	2 dwr 4 dwr	Full cradle suspension	<b>INCLUDED</b> core removable	<b>YES</b> (Hangrails not required)	<b>Adjustable wire follower</b>

## 250B Series Vertical Files

GSA SIN 711-3

HON



- ▶ High capacity file, 28½" Case depth with 27 front-to-back filing inches per drawer.
- ▶ Letter or legal sizes available.
- ▶ High drawer sides eliminates need for hangrails.
- ▶ Three-part, telescoping, ball-bearing suspension.
- ▶ **Fully enclosed security base.**
- ▶ Aluminum drawer pulls, label holders and thumb latch.
- ▶ Standard interchangeable core removable locks. Equipped with HON "One Key" system.
- ▶ Spring loaded follower block with positive side-action positioning, is adjustable on ⅝" centers.
- ▶ Baked enamel finish over rust-inhibiting phosphate pre-treatment.

△ **Keyed alike cores must be ordered separately — see page 665.**

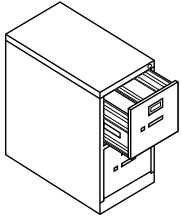


	Description	Model	Ship Weight	Cube	List by Paint Grade		
					Core	Choice/Metallics	Custom
	Vertical File — 2 Drawer 15"W x 28½"D x 29"H, Letter 18¼"W x 28½"D x 29"H, Legal	<b>H252B</b> <b>H252CB</b>	74 81	9.2 10.0	\$ 621	\$ 646	\$ 671
					\$ 700	\$ 725	\$ 750
	Vertical File — 4 Drawer 15"W x 28½"D x 52"H, Letter 18¼"W x 28½"D x 52"H, Legal	<b>H254B</b> <b>H254CB</b>	172 142	16.5 19.7	\$ 844	\$ 884	\$ 924
					\$ 943	\$ 983	\$1023
	Vertical File — 5 Drawer 15"W x 28½"D x 60"H, Letter 18¼"W x 28½"D x 60"H, Legal	<b>H255B</b> <b>H255CB</b>	155 169	19.0 22.6	\$1110	\$1150	\$1190
					\$1233	\$1273	\$1313

**NOTE: See page 435 for Vertical File Accessories.**


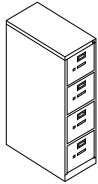
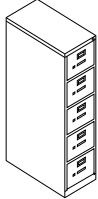
How to specify	1st Option	2nd Option
<b>Select Model Number from above</b> <b>H   2   5   2   B   .</b>	<b>Select Lock Option</b> P Lock <b>P   .</b>	<b>Select Paint Color</b> See page 393 <b>T   1  </b>

△ Icon Legend on page 11



- ▶ High capacity file, 28½" Case depth with 27 front-to-back filing inches per drawer.
  - ▶ Letter or legal sizes available.
  - ▶ Three-part, telescoping, steel ball-bearing suspension.
  - ▶ Bright aluminum drawer pulls, label holders and thumb latch.
  - ▶ Standard interchangeable core removable locks. Equipped with HON "One Key" system.
  - ▶ Accepts hanging files. High drawer sides hold hanging file folders without use of hangrails.
  - ▶ Spring loaded follower block with positive side-action positioning, is adjustable on ⅜" centers.
  - ▶ Baked enamel finish over rust-inhibiting phosphate pre-treatment.
- ⚠ **Keyed alike cores must be ordered separately — see page 665.**



	Description	Model	Ship Weight	Cube	List by Paint Grade		
					Core	Choice/Metallics	Custom
	Vertical File — 2 Drawer 15"W x 28½"D x 29"H, Letter 18¼"W x 28½"D x 29"H, Legal	<b>H212</b> <b>H212C</b>	65 71	9.2 11.0	\$ 545	\$ 570	\$ 595
					\$ 622	\$ 647	\$ 672
	Vertical File — 4 Drawer 15"W x 28½"D x 52"H, Letter 18¼"W x 28½"D x 52"H, Legal	<b>H214</b> <b>H214C</b>	114 123	16.1 19.2	\$ 708	\$ 748	\$ 788
					\$ 792	\$ 832	\$ 872
	Vertical File — 5 Drawer 15"W x 28½"D x 60"H, Letter 18¼"W x 28½"D x 60"H, Legal	<b>H215</b> <b>H215C</b>	136 145	18.5 22.1	\$ 949	\$ 989	\$1029
					\$1059	\$1099	\$1139

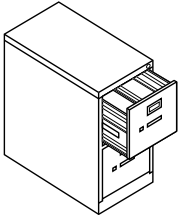
**NOTE: See page 435 for Vertical File Accessories.**

How to specify	1st Option	2nd Option
<b>Select Model Number from above</b>	<b>Select Lock Option</b>	<b>Select Paint Color</b>
H   2   1   2   .	P Lock P   .	See page 393 T   1

## 310 Series Vertical Files

GSA SIN 711-3


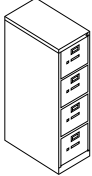
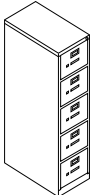
HON



- ▶ 26½" Case depth with 25 front-to-back filing inches per drawer.
- ▶ Letter or legal sizes available.
- ▶ Three-part, telescoping, steel ball-bearing suspension.
- ▶ Bright aluminum drawer pulls, label holders and thumb latch.
- ▶ Standard interchangeable core removable locks. Equipped with HON "One Key" system.
- ▶ Accepts hanging files. High drawer sides hold hanging file folders without use of hangrails.
- ▶ Spring loaded follower block with positive side-action positioning, is adjustable on ⅜" centers.
- ▶ Baked enamel finish over rust-inhibiting phosphate pre-treatment.






△ **Keyed alike cores must be ordered separately — see page 665.**

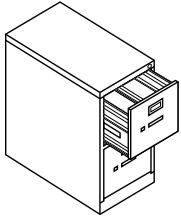


	Description	Model	Ship Weight	Cube	List by Paint Grade		
					Core	Choice/Metallics	Custom
	Vertical File — 2 Drawer 15"W x 26½"D x 29"H, Letter 18¼"W x 26½"D x 29"H, Legal	<b>H312</b>	60	8.6	\$ 338	\$ 363	\$ 388
		<b>H312C</b>	66	10.2	\$ 403	\$ 428	\$ 453
	Vertical File — 4 Drawer 15"W x 26½"D x 52"H, Letter 18¼"W x 26½"D x 52"H, Legal	<b>H314</b>	107	15.0	\$ 461	\$ 501	\$ 541
		<b>H314C</b>	116	18.0	\$ 529	\$ 569	\$ 609
	Vertical File — 5 Drawer 15"W x 26½"D x 60"H, Letter 18¼"W x 26½"D x 60"H, Legal	<b>H315</b>	128	17.3	\$ 678	\$ 718	\$ 758
		<b>H315C</b>	137	21.0	\$ 759	\$ 799	\$ 839

**NOTE: See page 435 for Vertical File Accessories.**


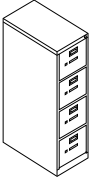
How to specify	1st Option	2nd Option
<b>Select Model Number from above</b> <b>H 3   1   2 .</b>	<b>Select Lock Option</b> P Lock <b>P   .</b>	<b>Select Paint Color</b> See page 393 <b>T   1  </b>

     Icon Legend on page 11



- ▶ High capacity file, 26½" Case depth with 25 front-to-back filing inches per drawer.
  - ▶ Letter or legal sizes available.
  - ▶ Full cradle drawer suspension.
  - ▶ Bright aluminum drawer pulls, label holders and thumb latch.
  - ▶ Standard interchangeable core removable locks. Equipped with HON "One Key" system.
  - ▶ Accepts hanging files. High drawer sides hold hanging file folders without use of hangrails.
  - ▶ Adjustable wire follower.
  - ▶ Baked enamel finish over rust-inhibiting phosphate pre-treatment.
- ⚠ **Keyed alike cores must be ordered separately — see page 665.**



Description	Model	Ship Weight	Cube	List by Paint Grade		
				Core	Choice/Metallics	Custom
 Vertical File — 2 Drawer 15"W x 26½"D x 29"H, Letter 18¼"W x 26½"D x 29"H, Legal	HH322	60	8.6	\$ 308	\$ 333	\$ 358
	HH322C	66	10.2	\$ 369	\$ 394	\$ 419
 Vertical File — 4 Drawer 15"W x 26½"D x 52"H, Letter 18¼"W x 26½"D x 52"H, Legal	HH324	106	15.0	\$ 428	\$ 468	\$ 508
	HH324C	116	18.0	\$ 492	\$ 532	\$ 572

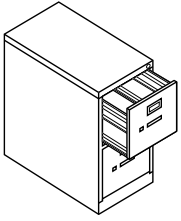
**NOTE: See page 435 for Vertical File Accessories.**

How to specify	<b>Select Model Number from above</b> <b>H   3   2   2   2   .</b>	<b>1st Option</b> <b>Select Lock Option</b> <b>P</b> Lock <b>P   .</b>	<b>2nd Option</b> <b>Select Paint Color</b> See page 393 <b>T   1  </b>
----------------	---	---	--

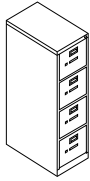
## 510 Series Vertical Files

GSA SIN 711-3

HON



- ▶ 25'' Case depth with 23½'' front-to-back filing inches per drawer.
- ▶ Letter and legal sizes are available.
- ▶ Full cradle drawer suspension.
- ▶ Bright aluminum drawer pulls, label holders and thumb latch.
- ▶ Standard interchangeable core removable locks. Equipped with HON "One Key" system.
- ▶ Accepts hanging files. High drawer sides hold hanging file folders without use of hangrails.
- ▶ Adjustable wire follower.
- ▶ Baked enamel finish over rust-inhibiting phosphate pre-treatment.



## Description

## Model

## Ship Weight

## Cube

## Core

## List by Paint Grade

Choice/  
Metallics

## Custom

Vertical File — 2 Drawer  
15''W x 25''D x 29''H, Letter  
18¼''W x 25''D x 29''H, Legal

**H512**  
**H512C**

58  
63

8.0  
9.7

\$ 294  
\$ 352

\$ 319  
\$ 377

\$ 344  
\$ 402

Vertical File — 4 Drawer  
15''W x 25''D x 52''H, Letter  
18¼''W x 25''D x 52''H, Legal

**H514**  
**H514C**

102  
112

14.3  
17.0

\$ 397  
\$ 459

\$ 437  
\$ 499

\$ 477  
\$ 539

**NOTE: See page 435 for Vertical File Accessories.**

How to specify

**Select Model Number  
from above**

**H | 5 | 1 | 2 | .**

1st Option

**Select Lock Option**

**P** Lock

**P | .**




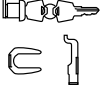




2nd Option

**Select Paint Color**

See page 393

**T | 1 |**

Icon Legend on page 11

	Description	Model	Ship Weight	Cube	List
 <b>SIN 711-3</b>	Follower Block (4/pack)				
	Legal	<b>HF60</b>	8.0 	0.6	\$ 62
	Letter	<b>HF50</b>	7.0 	0.5	\$ 58
 <i>Lock info page 665.</i> <b>SIN 711-3</b> <b>SIN 711-2 for HF24</b>	Chrome Core Removable Lock Kit (Field installable) Specify key number from 101E-225E. Lock info page 665.	<b>HF24</b>	0.2 	0.2	\$ 34
	Bulk Package — 25 HF24 Lock Kits (Individually shrink wrapped)	<b>HF2425</b>	6.3 	0.5	\$ 714
	Bulk Package — 50 HF24 Lock Kits (Individually shrink wrapped)	<b>HF2450</b>	12.5 	0.9	\$1338
	Bulk Package — 50 HF24 Lock Kits (Component parts in bag)	<b>HF2451</b>	12.5 	0.9	\$1109

**△ Bulk Package key numbers are at random and cannot be specified.**

*GSA — Above models receive Vertical, Lateral & Shelf File discounting.*

How to specify

Select Model Number from above

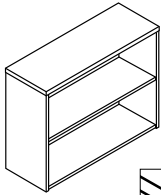
**H | F | 6 | 0**

  Icon Legend on page 11

## 10500 Series Laminate Bookcases

GSA SIN 711-8

HON

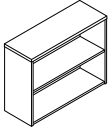
Square Corner  
Edge Detail

- ▶ 10500 Series Casegoods smooth, flat edge detail (see pages 160-181) and complements many other furniture designs.
- ▶ Fully finished back.

- ▶ Replaces 1980 Series Laminate Bookcases
- ▶ Bottom shelf, top and end panel are 1 1/8" thick. Interior shelves are 3/4" thick.

- ▶ All surfaces finished in abrasion- and stain-resistant thermal-fused laminate over solid core high-performance particleboard.

- ▶ Adjustable hex leveling glides allow floorstanding bookcases to be easily leveled without lifting the unit; glides have 3/4" adjustable range.



## Description

## Laminate Bookcase

- 36" W x 13 1/8" D x 29 5/8" H, 2-Shelf
- 36" W x 13 1/8" D x 43 3/8" H, 3-Shelf
- 36" W x 13 1/8" D x 57 1/8" H, 4-Shelf
- 36" W x 13 1/8" D x 71" H, 5-Shelf

## Model

Ship  
Weight

## Cube

## List

**H105532**  
**H105533**  
**H105534**  
**H105535**

90 11.0 \$ 344  
122 15.6 \$ 444  
156 20.3 \$ 524  
187 25.4 \$ 628

NOTES: Preassembled with fixed shelves. Inside shelf dimensions on all units are 33 1/16" W x 11 15/16" D x 12 15/16" H.

## 10500 Series Laminate Bookcases

- ▶ Available Laminate Colors:

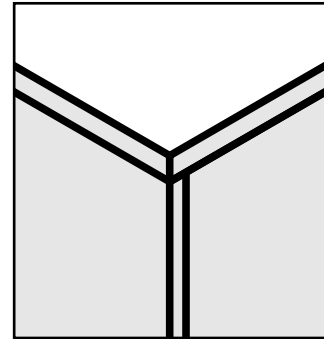
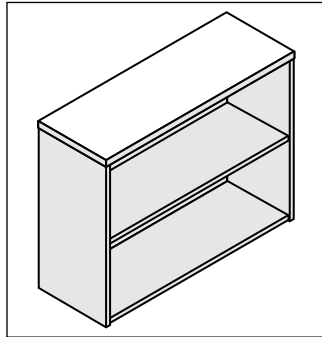
*Woodgrain:* Bourbon Cherry (HH), Columbian Walnut (ZZ), Harvest (CC), Henna Cherry (JJ), Mahogany (NN), Natural Maple (DD) and Shaker Cherry (FF).  
*Solid:* Black (PP) and Charcoal (SS).

*Patterned Top\*:* Grey Tigris (L6), Sheer Mesh (A5), Silver Mesh (B9), Canyon Zephyr (K9) and Desert Zephyr (K8).

\*Patterned Laminates are available with the following chassis/edgebanding laminate selection: Black (P), Bourbon Cherry (H), Charcoal (S), Columbian Walnut (Z), Harvest (CC), Henna Cherry (J), Mahogany (N), Natural Maple (D) and Shaker Cherry (F). Edgebanding around top will match chassis laminate color selected.

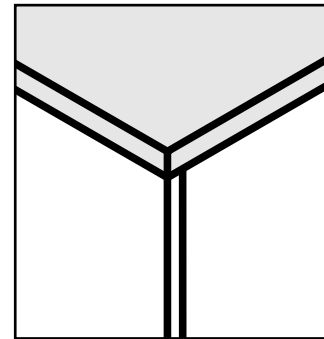
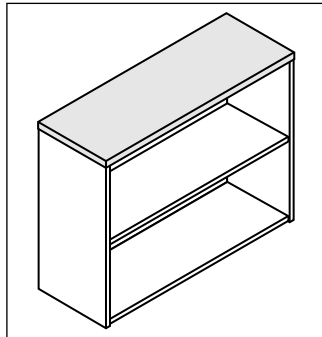
*Two-tone (top/chassis):* Top and edge banding are the same, chassis is different laminate color: Black/Charcoal (PS), Bourbon Cherry/Black (HP), Bourbon Cherry/Charcoal (HS), Charcoal/Black (SP), Columbian Walnut/Black (ZP), Columbian Walnut/Charcoal (ZS), Harvest/Black (CP), Harvest/Charcoal (CS), Henna Cherry/Black (JP), Henna Cherry/Charcoal (JS), Mahogany/Black (NP), Mahogany/Charcoal (NS), Natural Maple/Black (DP), Natural Maple/Charcoal (DS), Shaker Cherry/Black (FP), Shaker Cherry/Charcoal (FS).

## Patterned Top



## Edge Band Around Top/Laminate Base

## Two-Tone Laminate Top/Edge Banding



## Laminate Base

How to specify

Select Model Number  
from above

**H 1 0 5 5 3 2 .**

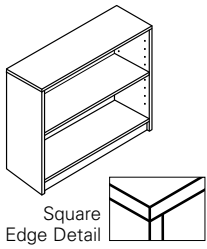
1st Option

Select Laminate

See page 392

**N N**

Icon Legend on page 11



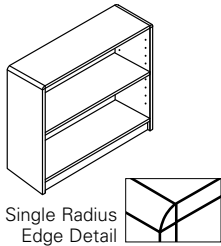
- ▶ Square edge profile complements many different furniture designs.
- ▶ Abrasion- and stain-resistant laminate, over durable solid core, high-performance particleboard.
- ▶ 3/4" thick shelves adjust in 1/4" increments to suit a variety of storage needs (two shelves are fixed in 5- and 6-shelf units).
- ▶ Cam-lock fasteners and wood dowels ensure pieces go together easily and precisely.
- ▶ Equipped with four adjustable leveling glides.
- ▶ Shelves will deflect under large amounts of weight.
- ▶ 1/8" hardboard back panel.
- ▶ All bookcases are 36"W x 11 1/2"D.
- ▶ Extra shelves available as an option.
- ▶ Optional doors available to conceal lower shelf contents.
- ▶ Choose from Harvest, Henna Cherry or Mahogany.
- ▶ Easy-to-assemble instructions included.

▲ **Designed to be used with small office-home office applications.**



	Description	Model	Ship		
			Weight	Cube	List
	<b>Laminate Bookcase</b>				
	36"W x 11 1/2"D x 29 7/8"H, 2-Shelf	<b>H1871</b> E◆A	48	1.5	\$ 188
	36"W x 11 1/2"D x 36 1/8"H, 3-Shelf	<b>H1872</b> E◆A	60	1.7	\$ 208
	36"W x 11 1/2"D x 48 3/4"H, 4-Shelf	<b>H1874</b> E◆A	77	2.6	\$ 252
	36"W x 11 1/2"D x 60 1/8"H, 5-Shelf	<b>H1875</b> E◆A	92	2.8	\$ 299
	36"W x 11 1/2"D x 72 5/8"H, 6-Shelf	<b>H1876</b> E◆A	109	3.4	\$ 344
	36"W x 11 1/2"D x 84"H, 6-Shelf	<b>H1877</b> E◆A	124	4.5	\$ 392
	<b>Set of doors with hinges used to conceal lower shelf contents</b> 36"W x 25 3/4"H	<b>H1801</b> E◆A	23	1.0	\$ 151
	<b>Extra shelf for all models</b> 34 1/4"W x 11 3/8"D x 3/4" thick	<b>H1802</b>	11	0.9	\$ 86

How to specify	<b>Select Model Number from above</b>	<b>1st Option</b>
	<b>H   1   8   7   1   .</b>	<b>Select Laminate</b> C Harvest J Henna Cherry N Mahogany <b>N</b>



- ▶ Tops feature radius trim made of attractive hardwood – complements many furniture designs.
- ▶ Abrasion- and stain-resistant laminate, over durable solid core, high-performance particleboard.
- ▶ 3/4" thick shelves adjust in 1/4" increments to suit a variety of storage needs (two shelves are fixed in 5- and 6-shelf units).
- ▶ Cam-lock fasteners and wood dowels ensure pieces go together easily and precisely.
- ▶ Equipped with four adjustable leveling glides.
- ▶ Shelves will deflect under large amounts of weight.
- ▶ 1/8" hardboard back panel.
- ▶ All bookcases are 36"W x 11 1/2"D.
- ▶ Extra shelves available as an option.
- ▶ Optional doors available to conceal lower shelf contents.
- ▶ Choose from Harvest, Henna Cherry or Mahogany.
- ▶ Easy-to-assemble instructions included.

▲ **Designed to be used with small office-home office applications.**



	Description	Model	Ship		
			Weight	Cube	List
	<b>Laminate Bookcase</b>				
	36"W x 11 1/2"D x 29 7/8"H, 2-Shelf	<b>H1891</b> E◆A	48	1.5	\$ 210
	36"W x 11 1/2"D x 36 1/8"H, 3-Shelf	<b>H1892</b> E◆A	60	1.7	\$ 230
	36"W x 11 1/2"D x 48 3/4"H, 4-Shelf	<b>H1894</b> E◆A	77	2.6	\$ 274
	36"W x 11 1/2"D x 60 1/8"H, 5-Shelf	<b>H1895</b> E◆A	92	2.8	\$ 321
	36"W x 11 1/2"D x 72 5/8"H, 6-Shelf	<b>H1896</b> E◆A	109	3.4	\$ 366
	36"W x 11 1/2"D x 84"H, 6-Shelf	<b>H1897</b> E◆A	124	4.5	\$ 414
	<b>Set of doors with hinges used to conceal lower shelf contents</b> 36"W x 25 3/4"H	<b>H1801</b> E◆A	23	1.0	\$ 151
	<b>Extra shelf for all models</b> 34 1/4"W x 11 3/8"D x 3/4" thick	<b>H1802</b>	11	0.9	\$ 86

How to specify	<b>Select Model Number from above</b>	<b>1st Option</b>
	<b>H   1   8   9   1   .</b>	<b>Select Laminate</b> C Harvest J Henna Cherry N Mahogany <b>N</b>

Icon Legend on page 11

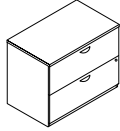
- ▶ **basyx<sup>®</sup> by HON 5-year Limited Warranty.**
- ▶ Lateral files ship assembled.
- ▶ File drawers operate on ball-bearing suspension with full extension.

- ▶ Hangrails are included in each file drawer for side-to-side letter or legal filing, and for front-to-back letter filing.

- Laminate**
- ▶ Scratch- and stain-resistant thermal-fused laminate surfaces.
  - ▶ Standard with black pulls.

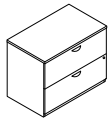
- Veneer**
- ▶ UV coating for a durable finish.
  - ▶ Standard with black pulls.
  - ▶ Hardwood veneer multi-step finishing process.
  - ▶ Hardwood veneer tops are hand rubbed to a beautiful sheen.

- Steel**
- ▶ Reinforced case construction.
  - ▶ Two adjustable leveling glides in front corners.
  - ▶ Baked enamel finish.
  - ▶ Monochromatic drawer pulls.




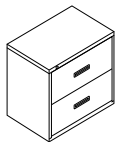
Description	Model	Ship Weight	Cube	List
BW Series Veneer Lateral File — 2 Drawer 36''W x 24''D x 29''H	<b>HBW2170</b>	155	17.8	\$ 871
NOTES: Drawers lock. Features full extension drawers with ball-bearing suspensions and a removable top so that it can either be used under a shell or as a freestanding unit. Top is 1'' beaded edge.				

How to specify	<b>Select Model Number from above</b> <b>H   B   W   2   1   7   0   .</b>	1st Option <b>Select Veneer Finish</b> HH Bourbon Cherry NN Mahogany <b>H   H  </b>
----------------	---	---



Description	Model	Ship Weight	Cube	List
BL Series Laminate Lateral Files — 2 Drawer 35 3/4''W x 22''D x 29''H	<b>HBL2170</b>	176	18.6	\$ 501
35 1/2''W x 22''D x 29''H	<b>HBL2171</b>	176	19.3	\$ 435
NOTES: Drawers lock. Features full extension drawers with ball-bearing suspensions and a removable top so that it can either be used under a shell or as a freestanding unit.				

How to specify	<b>Select Model Number from above</b> <b>H   B   L   2   1   7   0   .</b>	1st Option <b>Select Laminate Finish</b> NN Mahogany A1A1 Medium Cherry <b>N   N  </b>
----------------	---	--



Description	Model	Ship Weight	Cube	List
400 Series Steel Lateral Files — 2 Drawer 30''W x 19 1/4''D x 28 3/8''H	<b>H432</b>	110	12.4	\$ 496
30''W x 19 1/4''D x 53 1/4''H	<b>H434</b>	145	22.1	\$ 710
36''W x 19 3/4''D x 28 3/8''H	<b>H482</b>	110	12.4	\$ 528
36''W x 19 3/4''D x 53 1/4''H	<b>H484</b>	145	22.1	\$ 805
NOTES: Drawers lock. Features ball-bearing slide suspensions.				

How to specify	<b>Select Model Number from above</b> <b>H   4   3   2   .</b>	1st Option <b>Select Lock Option</b> L Lock <b>L   .</b>	2nd Option <b>Select Paint Color</b> P Black Q Light Gray L Putty <b>P  </b>
----------------	---	---	---

► **basyx® by HON 5-year Limited Warranty.**

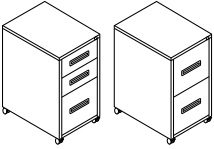
**Embark® Pedestals**

- Fit under all *basyx®* by HON worksurfaces and desk shells.
- Pull color matches paint selection.
- File drawers have high sides for filing front-to-back.

- Box drawers feature nylon roller suspensions with 75% extension.
- File drawers feature 90% extension cradles with triple-tied suspensions.
- Wire dividers in file drawers.


**H410 Series Vertical Files**

- High drawer sides.
- Full cradle drawer suspension.
- 10 Nylon rollers per drawer.
- Bright aluminum drawer pulls, label holders and thumb latch.

Description	Model	Ship Weight	Cube	List
 <p>Embark® Standard-height Mobile Pedestals                      15''W x 22''D x 28''H, Box/Box/File                      15''W x 22''D x 28''H, File/File</p> <p>NOTES: Drawers lock. Fit under all 29''H or higher worksurfaces and desk shells.</p>	<b>H1623M</b>	49	6.6	\$ 361
	<b>H1624M</b>	44	6.6	\$ 361

SIN 711-1

How to specify	1st Option	2nd Option
<p><b>Select Model Number from above</b></p> <p><b>H   1   6   2   3   M   .</b></p>	<p><b>Select Lock Option</b></p> <p>L Lock</p> <p><b>L   .</b></p>	<p><b>Select Paint Color</b></p> <p>P Black                      Q Light Gray                      L Putty</p> <p><b>P  </b></p>

Description	Model	Ship Weight	Cube	List
 <p>H410 Series Vertical Files — Letter                      15''W x 22''D x 26<sup>1</sup>/<sub>16</sub>''H, 2-drawer                      15''W x 22''D x 48<sup>3</sup>/<sub>4</sub>''H, 4-drawer</p> <p>NOTES: Drawers lock. High drawer sides allow filing front to back without hangrails.</p>	<b>HH412</b>	44	6.5	\$ 230
	<b>HH414</b>	79	11.9	\$ 318

How to specify	1st Option	2nd Option
<p><b>Select Model Number from above</b></p> <p><b>H   H   4   1   2   .</b></p>	<p><b>Select Lock Option</b></p> <p>P Lock</p> <p><b>P   .</b></p>	<p><b>Select Paint Color</b></p> <p>P Black                      Q Light Gray                      L Putty</p> <p><b>P  </b></p>

► **basyx® by HON 5-year Limited Warranty.**

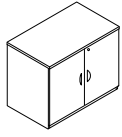
**BL2175 Storage Cabinet**

- Ships assembled.
- Standard with black pulls.
- Shelf adjusts in 2½" increments.

**ETA Storage Cabinets**

- Shelves adjust in 1⅜" increments.
- Shelves tested to 180 lbs.

- Standard radius handle on right side of door.
- Magnetic door clip keeps doors shut when in unlocked position.



**Description**

BL Series Laminate Storage Cabinet — 2-door  
35¾"W x 22"D x 29"H

**Model**

**HBL2175**

**Ship Weight**

126

**Cube**

18.6

**List**

\$ 371

NOTES: Doors lock. Includes one adjustable shelf which adjusts in 2½" increments and a removable top so that it can either be used under a shell or as a freestanding unit.

How to specify

**Select Model Number from above**

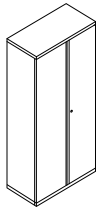
**H | B | L | 2 | 1 | 7 | 5 | .**

1st Option

**Select Laminate**

- NN** Mahogany
- A1A1** Medium Cherry

**N | N**



**Description**

**ETA Storage Cabinets**

- 36"W x 18"D x 72"H, 5-shelf, locking
- 36"W x 18"D x 42¾"H, 3-shelf, locking
- 36"W x 18"D x 1"H, Additional shelf

NOTES: 5-shelf unit has four adjustable shelves.

**Model**

- HC187236 E♦A**
- HC184236 E♦A**
- HCSH1836 E♦A**

**Ship Weight**

- 101
- 67
- 10

**Cube**

- 5.5
- 3.7
- 1.0

**List**

- \$ 479
- \$ 391
- \$ 58

How to specify

**Select Model Number from above**

**H | C | 1 | 8 | 7 | 2 | 3 | 6 | .**

1st Option

**Select Paint Color**

- Q** Light Gray
- L** Putty

**Q**

E♦A Icon Legend on page 11

► **basyx® by HON 5-year Limited Warranty.**

**BW/BL**

- Shelves are 1" thick.
- Shelves are adjustable in 1/4" increments.
- Finished outer back panel.

**Signature Series**

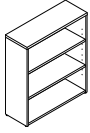
- Surface: scratch-resistant melamine impregnated laminate.
- Full 5/8" thick laminated back panel.
- Heavy duty 1 1/8" thick shelves.

- Shelves are adjustable in 1/4" increments.
- 42" and 48"H models include four non-marring tack glides.

- 60", 72" and 84"H models include two adjustable non-marring leveling glides and two non-marring tack glides.

Description	Model	Ship Weight	Cube	List
<b>BW Series Veneer Bookcases</b> 35 5/8"W x 13"D x 41"H, 3-shelf 35 5/8"W x 13"D x 66"H, 5-shelf	<b>HBW2191</b> E◆A	102	5.5	\$ 432
	<b>HBW2193</b> E◆A	161	8.9	\$ 626

NOTES: 3-shelf unit features two adjustable shelves; 5-shelf unit features three adjustable shelves. Top is 1" beaded edge.

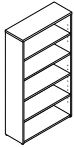


How to specify

<p><b>Select Model Number from above</b></p> <p><b>H   B   W   2   1   9   1</b> .</p>	<p>1st Option</p> <p><b>Select Veneer Finish</b></p> <p><b>HH</b> Bourbon Cherry  <b>NN</b> Mahogany</p> <p><b>H   H</b></p>
--	--

Description	Model	Ship Weight	Cube	List
<b>BL Series Laminate Bookcases — 5-Shelf</b> 35 5/8"W x 13"D x 66"H 32"W x 13 19/16"D x 65"H	<b>HBL2193</b> E◆A	167	10.1	\$ 282
	<b>HBL2194</b> E◆A	167	11.1	\$ 240

NOTES: HBL2193 features three adjustable shelves and HBL2194 features four adjustable shelves.



How to specify

<p><b>Select Model Number from above</b></p> <p><b>H   B   L   2   1   9   3</b> .</p>	<p>1st Option</p> <p><b>Select Laminate Finish</b></p> <p><b>NN</b> Mahogany  <b>A1A1</b> Medium Cherry</p> <p><b>N   N</b></p>
--	---

E◆A Icon Legend on page 11