

Tables Ordering Information

Edge Treatment



Veneer Selection for Tops and Bases:

Bourbon Cherry (H), Columbian Walnut (Z), Harvest (C), Henna Cherry (J), Mahogany (N), Natural Maple (D)* and Shaker Cherry (F).

* Natural Maple available on veneer BASES ONLY.

Edge Detail (Will match veneer selection.)

Table Finishes			Bases for "L" Series																	
			Veneer Conference Tables	"L" Series Conference Tops	HBLSD1, HBLSD2, HBLX01, HBLX02	HBLCP01, HBLCY01, HBLCY02, HBLCY04, HBLCOL2, HBLCOL1	HBMX01, HBMX02, HBMA01	HBMDP01, HBMT01, HBLT01, HBTR04	94000 Conference Tables	Tercero® Conference Tables	Veneer Occasional	Laminate Occasional	Hospitality Tables	Huddle Multi-Purpose Tables	Perpetual® Tables	66000 Series/The StationMaster® ©	Essential Foundations®	Adjustable Height Training Tables	Utility Tables	Activity Tables
TOPS	VENEERS	CODES																		
Core	Bourbon Cherry	H	•							•										
	Columbian Walnut	Z	•																	
	Harvest	C	•																	
	Henna Cherry	J	•								•									
	Mahogany	N	•								•									
	Natural Maple	D	•**																	
	Shaker Cherry	F	•																	
TOPS	LAMINATE WITH COMFORT OR THERMOFORM EDGES	CODES																		
	Black	P							•											
	Bourbon Cherry	H							•											
	Henna Cherry	J												•						
	Light Gray	Q							•				•							
	Mahogany	N											•							
	Natural Maple	D							•				•							
TOPS	LAMINATES	CODES																		
Core	Bourbon Cherry	H	•	•	•				•*		•	•*	•	•*	•	•	•	•	•	•
	Columbian Walnut	Z	•	•	•						•	•*	•	•	•	•	•	•	•	•
	Harvest	C	•	•	•						•	•*	•	•	•	•	•	•	•	•
	Henna Cherry	J	•	•	•				•*		•	•*	•	•*	•	•	•	•	•	•
	Mahogany	N	•	•	•			•	•*		•	•*	•	•*	•	•	•	•	•	•
	Natural Maple	D	•	•	•				•*		•	•*	•	•*	•	•	•	•	•	•
	Shaker Cherry	F	•	•	•						•	•*	•	•	•	•	•	•	•	•
Solid	Black	P			•				•*		•	•*	•		•					
	Blue	B6										•*						•		•
	Charcoal	S	•	•	•				•*		•	•*	•					•		•
	Green	B5										•*						•		•
	Light Gray	Q	•	•	•				•*			•*			•	•	•	•	•	•
	Red	B1										•*						•		•
	Whitestone	K4										•*	•		•	•	•	•	•	•
	Yellow	B2										•*						•		•
Patterned	Carbon Mesh	A7	•									•*	•		•	•	•	•	•	•
	Sheer Mesh	A5	•									•*	•		•	•	•	•	•	•
	Silver Mesh	B9	•									•*	•		•	•	•	•	•	•
	Steel Mesh	A9	•									•*	•		•	•	•	•	•	•
	Taupe Mesh	A8	•									•*	•		•	•	•	•	•	•
	Canyon Zephyr	K9	•									•*	•		•	•	•	•	•	•
	Cloud Zephyr	K7	•									•*	•		•	•	•	•	•	•
	Desert Zephyr	K8	•									•*	•		•	•	•	•	•	•
	Morro Zephyr	L9	•									•*	•		•	•	•	•	•	•
	Shadow Zephyr	K1	•									•*	•		•	•	•	•	•	•
	Gray	G2	•	•						•*		•	•*	•	•*	•	•	•	•	•
	Grey Tigris	L6	•									•	•*	•	•	•	•	•	•	•
	White	G1	•	•						•*		•	•*	•	•*	•	•	•	•	•

* For Non-Comfort or Thermoform edge tops only.

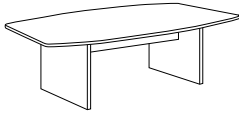
** Natural Maple available on Veneer Bases ONLY.

Not all laminate options available in Comfort/Thermoform edge.

Edge Finishes (for Comfort/Thermoform Edge tops, see Tops section on page 556).			Veneer Conference Tables	"L" Series Conference Tops	HBLSD1, HBLSD2, HBLX01, HBLX02	HBLCP01, HBLCY01, HBLCY02, HBLCY04, HBLCOL2, HBLCOL1	HBMX01, HBMX02, HBMXA01	HBMDDP01, HBMT01, HBLT01, HBTR04	94000 Conference Tables	Tercero® Conference Tables	Veneer Occasional	Laminate Occasional	Hospitality Tables	Huddle Multi-Purpose Tables	Perpetual® Tables	66000 Series/The StationMaster® ©	Essential Foundations®	Adjustable Height Training Tables	Utility Tables	Activity Tables
EDGES	EDGEBAND (2 MM)/ KNIFE EDGE	CODES																		
	Bourbon Cherry	H		•								•	•	•						
	Columbian Walnut	Z		•								•	•	•						
	Harvest	C		•								•	•	•						
	Henna Cherry	J		•								•	•	•						
	Mahogany	N		•								•	•	•						
	Natural Maple	D		•								•	•	•						
	Shaker Cherry	F		•								•	•	•						
	Black	P										•	•	•						
	Carob	G											•	•						
	Charcoal	S		•								•	•	•						
	Gray	G2											•	•						
	Greige	R											•	•						
	Light Gray	Q		•									•	•						
	Muslin	T											•	•						
	Platinum	K											•	•						
Putty	L											•	•							
Taupe	E											•	•							
White	G1											•	•							
T-MOLD			CODES																	
	Bourbon Cherry	H																		
	Columbian Walnut	Z																		
	Harvest	C																		
	Henna Cherry	J											•							•
	Mahogany	N											•							•
	Natural Maple	D											•					•		•
	Shaker Cherry	F											•					•		•
	Black	P		•									•	•				•		•
	Carob	G											•	•				•		•
	Charcoal	S		•									•	•				•		•
	Greige	R											•	•				•		•
	Light Gray	Q		•									•	•				•		•
	Muslin	T											•	•				•		•
	Platinum	K											•	•				•		•
	Putty	L											•	•				•		•
Taupe	E											•	•				•		•	
BEADED T-MOLD			CODES																	
	Black	P															•			
	Charcoal	S															•			
	Light Gray	Q															•			
BASE PAINTS			CODES																	
Core	Black	P					•	•		•			•	•		•	•	•	•	•
	Carob	T8					•						•	•		•	•	•	•	•
	Charcoal	S					•						•	•		•	•	•	•	•
	Chrome	CHR											•						•	•
	Greige	T5					•						•	•		•	•	•	•	•
	Light Gray	Q					•						•	•		•	•	•	•	•
	Muslin	T3					•						•	•		•	•	•	•	•
	Putty	L					•						•	•		•	•	•	•	•
Taupe	E					•						•	•		•	•	•	•	•	
Metallic	Champagne Metallic	T4											•	•		•	•			
	Platinum Metallic	T1								•			•	•		•	•			

Veneer Conference Tables — Tops

GSA SIN 711-11 Type 2/3



- ▶ Available in four top styles and six base styles.
- ▶ See chart below to determine base configuration requirements for selected top size.
- ▶ Square edge is suitable for use with transitional and contemporary casegoods and seating.

- ▶ Bases and tops ordered separately and shipped in separate cartons.
- ▶ Tables are easy to assemble.
- ▶ All bases feature adjustable leveling glides.
- ▶ Slab bases feature longitudinal brace in matching finish.

- ▶ Table with bases are 29½" H and have a 1½" edge profile.
- ▶ Catalyzed varnish finish.
- ▶ Slip matched veneers finished to a rich satin sheen using a multi-step process.

- ▶ More veneer conference tables on page 56.
- ▶ **Natural Maple available on veneer BASES ONLY.**



Description	Model	Ship Weight	Cube	List
Veneer Rectangle Tops				
144" L x 48" W (ships in two pieces)	H90614G EDA	250	12.0	\$4208
120" L x 48" W (ships in two pieces)	H90612G EDA	207	10.1	\$3714
96" L x 42" W	H90697G EDA	152	13.3	\$2119
72" L x 36" W	H90673G EDA	96	7.9	\$1694
Veneer Racetrack Tops				
144" L x 48" W (ships in two pieces)	H90714G EDA	231	12.0	\$4208
120" L x 48" W (ships in two pieces)	H90712G EDA	190	10.1	\$3714
96" L x 42" W	H90595G EDA	139	13.3	\$2119
72" L x 36" W	H90571G EDA	92	7.9	\$1694
Veneer Boat Shape Tops				
144" L x 48" W (ships in two pieces)	H90514G EDA	228	12.2	\$4208
120" L x 48" W (ships in two pieces)	H90512G EDA	190	10.1	\$3714
NOTES: Width of 144" L and 120" L tops at ends is 37½" W.				
96" L x 42" W	H90596G EDA	144	13.3	\$2119
NOTES: Width of 96" L top at ends is 34½" W.				
72" L x 36" W	H90572G EDA	93	7.9	\$1694
NOTES: Width of 72" L top at ends is 29¾" W.				
Veneer Round Tops				
48" Diameter	H90448G EDA	73	7.4	\$1621
42" Diameter	H90442G EDA	57	5.8	\$1380
36" Diameter	H90436G EDA	44	4.4	\$1151

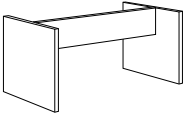
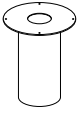
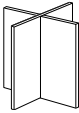
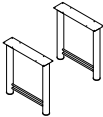
Veneer Conference Tables			Veneer Bases Number of Base Kits Required:			Laminate Bases Number of Base Kits Required:
Shapes Available	Top Dimensions	Seating Capacity	Veneer Slab Base	Cylinder Base	Veneer "X" Base	Metal Double Post Base
Rectangle, Racetrack, Boat	144" L x 48" W	12	1-H91217	3-H91222	N/A	N/A
Rectangle, Racetrack, Boat	120" L x 48" W	10	1-H91213	3-H91222	N/A	N/A
Rectangle, Racetrack, Boat	96" L x 42" W	8	1-H91212	2-H91222	2-H91215	1-HBMDP01
Rectangle, Racetrack, Boat	72" L x 36" W	6	1-H91211	2-H91221	2-H91215	1-HBMDP01
Round	48" D	5	N/A	1-91222	1-H91215	N/A
Round	42" D	4	N/A	1-91222	1-H91215	N/A
Round	36" D	4	N/A	1-91221	1-H91214	N/A
Bases Per Kit			1	1	1	2

How to specify	<p>Select Model Number from above</p> <p>H 9 0 6 1 4 G .</p>	<p>1st Option</p> <p>Select Veneer</p> <p>See page 556</p> <p>Edge Detail will match veneer selection</p> <p>N </p>
----------------	--	---

Icon Legend on page 11

- ▶ Bases available in four styles.
- ▶ See chart on page 558 to determine base configuration requirements for selected top size.
- ▶ Bases and tops ordered separately and shipped in separate cartons.
- ▶ All bases feature adjustable leveling glides.
- ▶ Slab bases feature longitudinal brace in matching finish.



	Description	Bases Included Per Kit	Model	Ship Weight	Cube	List
	Veneer Slab Base Kits					
	For use with 144" L Tops	1	H91217 E♦A	89	6.8	\$1172
	For use with 120" L Tops	1	H91213 E♦A	85	6.0	\$1095
	For use with 96" L Tops	1	H91212 E♦A	68	4.1	\$ 859
	For use with 72" L Tops	1	H91211 E♦A	60	4.0	\$ 795
	NOTES: Reference chart on page 558 for quantity required. ⚠ Must use specified base size for each top size.					
	Veneer Cylinder Base					
	For use with 48" or 42" Round, or 144" L, 120" L, or 96" L Tops (Cylinder measures 18" Diameter)	1	H91222	39	12.2	\$ 921
	For use with 36" Round, or 72" L Tops (Cylinder measures 14" Diameter)	1	H91221	28	8.9	\$ 897
	NOTES: Reference chart on page 558 for quantity of bases required. Ballast permits smaller diameter base resulting in added kneespace. Cord routing openings in top and bottom of base. ⚠ Must use specified base size and quantity for each top size. Cylinder base requires 150 pounds of sand or other ballast in each base for stability (Customer to supply).					
	Veneer "X" Base					
	For use with 48" or 42" Round, 96" L or 72" L Tops	1	H91215 E♦A	49	2.5	\$ 590
	For use with 36" Round Tops	1	H91214 E♦A	45	2.2	\$ 523
	NOTES: Reference chart on page 558 for quantity required. ⚠ Must use specified base size for each top size.					
	Metal Double Post Base Kit					
	For 96" L or 72" L Tops	2	HBMDP01 E♦A	37	4.2	\$ 575
	NOTES: Reference chart on page 558 for quantity of bases required. Each base kit consists of two supports. ⚠ Must use specified base size and quantity for each top size. Available in Black (P) only.					

One kit shown

How to specify	Select Model Number from above H 9 1 2 1 7 .	1st Option Select Veneer See page 556 N
----------------	--	---

Table Ordering Information


This page contains specifying information for pages 561-565.

		"L" Series Laminate Conference Tables ©	Bases for "L" Series Tables			
			HBLS01, HBLS02, HBLX01, HBLX02	HBLCP01, HBLCY01, HBLCY02, HBLCY04, HBLCOL2, HBLCOL1	HBMX01, HBMX02, HBMA01	HBMDD01, HBMT01, HBTL01, HBTR04
LAMINATES		CODES				
Core	Bourbon Cherry	H	•	•	•	
	Columbian Walnut	Z	•	•	•	
	Harvest	C	•	•	•	
	Henna Cherry	J	•	•	•	
	Mahogany	N	•	•	•	
	Natural Maple	D	•	•	•	
	Shaker Cherry	F	•	•	•	
	Black†	P			•	
Solid	Charcoal	S	•	•	•	
	Light Gray***	Q	•	•	•	
Patterned	Carbon Mesh	A7	•			
	Sheer Mesh	A5	•			
	Silver Mesh	B9	•			
	Steel Mesh	A9	•			
	Taupe Mesh	A8	•			
	Canyon Zephyr	K9	•			
	Cloud Zephyr	K7	•			
	Desert Zephyr	K8	•			
	Morro Zephyr	L9	•			
	Shadow Zephyr	K1	•			
	Gray	G2	•	•		
	Grey Tigris	L6(*)	•			
	White	G1	•	•		
PAINTS		CODES				
Core	Black	P			•	•
	Carob	T8			•	
	Charcoal	S			•	
	Greige	T5			•	
	Light Gray	Q			•	
	Muslin	T3			•	
	Putty	L			•	
	Taupe	E			•	
Metallic	Champagne Metallic	T4				
	Platinum Metallic	T1				
T-MOLD		CODES				
	Black	P	•			
	Charcoal	S	•			
	Light Gray	Q	•			

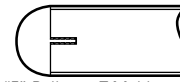
† Black (P) laminate only available on table base models HBLCP01, HBLCY02, HBLCY01 and HBLCY04
 *** Light Gray not available on "K" edge.

Edge Treatments

- HOW TO ORDER
- 1) Select desired model numbers.
 - 2) Select desired top edge treatment.
 - 3) Replace the (?) after each model number with the suffix representing the chosen top edge treatment.



"E" Thin T-Mold



"F" Bullnose T-Mold

With "E" and "F" edge treatments, select from **Black (P), Charcoal (S) or Light Gray (Q).**


Availability varies by series, see matrix at left.



"G" 1 1/8" 2MM
(10500 Design)



"H" 1 1/2" 2MM



"K" Ribbon
(Valido Design)

Edge treatments "G" (10500), "H" and "K" (Valido) will match laminate top selection EXCEPT when a patterned laminate is chosen for the conference table top. If a patterned laminate is chosen, the edge color must be selected from Bourbon Cherry (H), Charcoal (S), Columbian Walnut (Z), Harvest (C), Henna Cherry (J), Light Gray (Q)*, Mahogany (N), Natural Maple (D) and Shaker Cherry (F).

△ Light Gray not available on "K" (Valido) edge.

- ▶ Choose from standard or tops with cord/power cutouts.
- ▶ If the cutout option is selected, 144" L and 120" L tops have two cutouts each. 96" L, 72" L, 48" round and 42" round have one cutout, centered in the top. Each cutout carries a \$70 upcharge.
- ▶ Cutout sized for grommet or data/power module (ordered separately — see page 563).
- ▶ Tops with cord/power cutout(s) include wire management tray kit.
- ▶ Bases and tops ordered separately and shipped in separate cartons, E⊕A.
- ▶ 120" L and 144" L tops ship in two pieces to facilitate handling and installation.
- ▶ 96" L, 72" L and 60" L tops are one piece.
- ▶ Durable laminate tops over solid core high-performance particleboard.
- ▶ Tops can be ordered in one of five edge options (see page 560).
- ▶ Rectangle and Boat shaped tops have radius corners.
- ▶ Tops with bases are 29½"H.
- ▶ Two piece tops are secured and supported by steel stretchers, a laminate center rail, worksurface connectors and flat brackets to ensure precise alignment and minimize deflection.
- ▶ Underside of tops features a factory-installed template. The template, which is tri-lingual, facilitates assembly of the base to the top by designating the specific attachment location for multiple base designs. Bases attach to top with self-tapping screws; no drilling is required.
- ▶ Edge treatments "E" and "F" are ONLY available in Q, P or S colors.
- ▶ Edge treatments "G", "H" and "K" color will match laminate top selection EXCEPT when patterned laminates are specified.
- ▶ Bases shown on pages 564-565.
- ▶ See chart below to determine base compatibility for selected top size.

▲ **Grommet, or data/power module kit must be purchased separately.**



Description	Seating Capacity	Model	Ship Weight		Cube		List by Edge Treatment				
			"E", "F", "G"	"H", "K"	"E", "F", "G"	"H", "K"	"E"	"F"	"G"	"H"	"K"
Rectangular Shaped Laminate Tops											
144" L x 48" W	12	HLC48144(?) E⊕A	270	310	11.5	13.3	\$ 849	\$ 909	\$ 927	\$1093	\$1216
120" L x 48" W	10	HLC48120(?) E⊕A	230	265	9.7	11.2	\$ 754	\$ 818	\$ 828	\$ 984	\$1114
96" L x 48" W	8	HLC4896(?) E⊕A	200	210	14.1		\$ 639	\$ 657	\$ 666	\$ 799	\$ 884
72" L x 36" W	6	HLC3672(?) E⊕A	115	120	8.2		\$ 424	\$ 460	\$ 470	\$ 598	\$ 677
60" L x 30" W	4	HLC3060(?) E⊕A	76	N/A	5.9		\$ 334	\$ 363	\$ 371	N/A	N/A
NOTES: On 144" and 120" models, woodgrain colors will not have exact grain alignment in the center, where the two halves meet.											
Racetrack Shaped Laminate Tops											
144" L x 48" W	12	HLA48144(?) E⊕A	255	295	11.5	13.3	\$ 879	\$ 926	\$ 946	\$1109	\$1244
120" L x 48" W	10	HLA48120(?) E⊕A	215	250	9.7	11.2	\$ 760	\$ 833	\$ 848	\$1024	\$1129
96" L x 48" W	8	HLA4896(?) E⊕A	190	215	14.1		\$ 647	\$ 666	\$ 673	\$ 807	\$ 904
72" L x 36" W	6	HLA3672(?) E⊕A	110	130	8.2		\$ 455	\$ 483	\$ 498	\$ 636	\$ 716
NOTES: On 144" and 120" models, woodgrain colors will not have exact grain alignment in the center, where the two halves meet.											
Boat Shaped Laminate Tops											
144" L x 48" W	12	HLB48144(?) E⊕A	260	310	11.5	13.3	\$ 861	\$ 909	\$ 934	\$1095	\$1229
120" L x 48" W	10	HLB48120(?) E⊕A	220	255	9.7	11.2	\$ 748	\$ 815	\$ 834	\$1008	\$1113
96" L x 48" W	8	HLB4896(?) E⊕A	180	200	14.1		\$ 639	\$ 656	\$ 661	\$ 799	\$ 899
NOTES: Width of 144" L, 120" L and 96" L tops at ends is 38" W.											
72" L x 36" W	6	HLB3672(?) E⊕A	100	120	8.2		\$ 444	\$ 463	\$ 475	\$ 615	\$ 697
NOTES: Width of 72" L top at ends is 30" W. On 144" and 120" models, woodgrain colors will not have exact grain alignment in the center, where the two halves meet.											

Round Laminate Tops											
48" Diameter	4	HLD48(?) E⊕A	75	85	7.3		\$ 363	\$ 393	\$ 397	\$ 526	\$ 573
42" Diameter	4	HLD42(?) E⊕A	60	70	5.7		\$ 323	\$ 352	\$ 359	\$ 491	\$ 536
36" Diameter	3	HLD36(?) E⊕A	47	60	4.3		\$ 282	\$ 325	\$ 333	\$ 423	\$ 457
NOTES: The 36" diameter top is not available with a cord/power cut out.											

Shapes Available	Top Dimensions	Number of Base Kits Required for Tops With and Without Cord/Power Cutout(s)										
		Laminated Slab Base	Reversible Laminated Curved Base w/ Plinth	Laminated Cylinder Base	Laminated Cylinder Base for Tops with Cord/Power Cutouts	Laminated Cylinder Base w/Wire Management	Laminated "X" Base	Metal "X" Base	Reversible Metal Arc Base	Metal Double Post Base	Metal Cannon Tubular Leg Base	Half Arch Leg Base
Rectangle, Racetrack, Boat	144" L x 48" W	(1) HBLS02	(1) HBLCP01	(2) HBLCY02	N/A	(2) HBLCY04	(2) HBLX02	(2) HBMX02	N/A	N/A	N/A	(3) HBTL01
Rectangle, Racetrack, Boat	120" L x 48" W	(1) HBLS02	(1) HBLCP01	(2) HBLCY02	N/A	(2) HBLCY04	(2) HBLX02	(2) HBMX02	N/A	N/A	N/A	(3) HBTL01
Rectangle, Racetrack, Boat	96" L x 48" W	(1) HBLS02	(1) HBLCP01	(2) HBLCY02	(2) HBLCY02	(2) HBLX02	(2) HBMX02	(1) HBMA01	(1) HBMDP01	(1) HBMT01	(2) HBTL01	
Rectangle, Racetrack, Boat	72" L x 36" W	(1) HBLS01	(1) HBLCP01	(2) HBLCY01	(2) HBLCY01	N/A	(2) HBLX01	(2) HBMX01	(1) HBMA01	(1) HBMDP01	(1) HBMT01	N/A
Rectangle	60" L x 30" W	(1) HBLS01	(1) HBLCP01	N/A	N/A	N/A	N/A	N/A	N/A	(1) HBMDP01	(1) HBMT01	N/A
Round	48"	N/A	N/A	(1) HBLCY02	N/A	(1) HBLCY04	(1) HBLX02	(1) HBMX02	(1) HBMA01	N/A	(1) HBMT01	(1) HBTR04
Round	42"	N/A	N/A	(1) HBLCY02	N/A	(1) HBLCY04	(1) HBLX02	(1) HBMX02	(1) HBMA01	N/A	(1) HBMT01	*(1) HBTR04
Round	36"	N/A	N/A	(1) HBLCY01	N/A	N/A	(1) HBLX01	(1) HBMX01	N/A	N/A	N/A	N/A
Bases Per Kit		2	2	1	1	1	1	1	2	2	4	1

- ▲ **Laminated Cylinder Base with wire management (HBLCY04) can be used under tops without cord/power cutouts, however, the wire management routing feature through the base cannot be accessed.**
- ▲ **With E, F or G edge only.**
- ▲ **Grommets or data/power module kit must be purchased separately. See page 563.**
- ▲ **Bases HBMX02, HBMX01, HBMA01 and HBTR04 will not accommodate the vertical wire management tray component of the wire management tray kit (model HWMT1). Bases HBLC01, HBLCY01 and HBLCY02 will not accommodate any grommet positions when used as a single base.**

How to specify	1st Option	2nd Option	3rd Option
Select Model Number from above	Select Cord/Power Cutout X No Cutout(s) Y Cutout(s) (\$70 upcharge per cutout)	Select Laminate See page 560	Select Edge Color See page 560
H L C 4 8 1 4 4 E .	X .	N .	P
H L C 4 8 1 4 4 G .	Y .	N .	X

AB, ▲ E⊕A Icon Legend on page 11

desking

workstations

storage & files

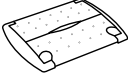



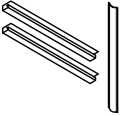

seating

tables

education

accessories

index

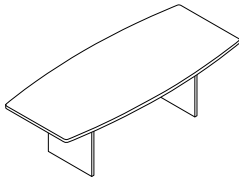
	Description	Model	Ship Weight	Cube	List
	<p>Wire Management Grommet Grommet includes:</p> <ul style="list-style-type: none"> • One 7'' x 5'' grommet. • May be in closed position while in use. • Dimensions: 7''L x 5''W. Fits 1'' - 1½'' thick worksurfaces. • Grommet design matches Interport Data/Power Module cover. <p>⚠ Intended for use with table tops shown on page 561 ONLY. ⚠ Available in Black (P) only.</p>	HWMK1	1 	1.0	\$ 69
	<p>Interport Data/Power Module Kit Kit includes:</p> <ul style="list-style-type: none"> • (1) Interport Data/Power Module. • Fits all grommet position access holes. • Can be used stand alone or in modular multiples; may be used in closed position while in use; reversible without removing base from worksurface. • (2) simplexes; 6ft. 15 AMP cord; (2) voice/data ports; UL Listed; jacks and couplers sold separately. • Dimensions: 7''L x 5''W. Fits 1'' - 1½'' thick worksurfaces. <p>⚠ Intended for use with table tops shown on page 561 ONLY. ⚠ Available in Black (P) only.</p>	HWMP1	1 	1.0	\$ 274
 <p><i>Black only</i></p>	<p>Wire Management Trough Kit Kit includes:</p> <ul style="list-style-type: none"> • (1) 24''L Vertical Wire Management Tray. • (2) 24''L Horizontal Wire Management Trays. <p>⚠ Intended for use with table tops shown on page 561 ONLY. ⚠ Available in Black finish only.</p>	HWMT1	1 	1.0	\$ 88

How to specify	Select Model Number from above	1st Option
	H W M K 1 .	Select Color See page 560 P

⚠  Icon Legend on page 11

"L" Series Laminate Conference Tables — Bases

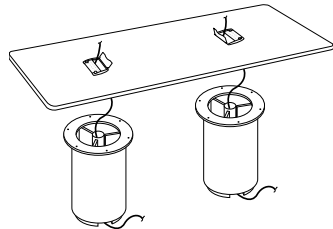
GSA SIN 711-11 Type 5



- ▶ Bases and tops ordered separately and shipped in separate cartons, **E♦A**.
- ▶ Tops with bases are 29½" H.
- ▶ Bases feature adjustable leveling glides.
- ▶ Laminate slab, curved with plinth, cylinder and "X" base require specifying a laminate color.
- ▶ Laminate slab and curved bases feature four steel stretcher ends, which assemble to the steel stretcher support included with the top.
- ▶ Existing Cylinder Base models HBLCY01, HBLCY02 and Curved Base with Plinth model HBLCPO1 now also available in **Black (P)**.
- ▶ Cylinder table base with wire management (HBLCY04) allows for cords to route through base.
- ▶ The curved with plinth and arc bases can be reversed (convex or concave).
- ▶ To determine table base compatibility and configuration requirements, see chart on page 561 (for tops with and without cord/power cutouts).
- ▶ See chart on page 561 to determine base configuration requirements for selected top size.
- ▶ See page 560 for available laminate/paint color options.

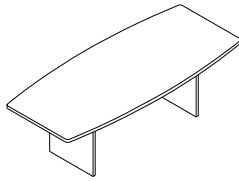


	Description	Bases Included Per Kit	Model	Ship Weight	Cube	List
	Laminate Slab Base For 144" L, 120" L or 96" L Laminate Tops	2	HBLS02 E♦A	86	4.7	\$ 445
	For 72" L or 60" L Laminate Tops	2	HBLS01 E♦A	73	4.0	\$ 418
NOTES: Reference chart on page 561 for quantity of bases required. ▲ Must use specified base size and quantity for each top size.						
	Reversible Laminate Curved Base with Plinth For 144" L, 120" L, 96" L, 72" L or 60" L Laminate Tops	2	HBLCPO1 E♦A	57	5.6	\$ 589
	NOTES: Reference chart on page 561 for quantity of bases required. Curved base can be reversed (convex or concave) . Base panels each measure: 22¾" x 27¾". Now also available in Black (P).					
▲ Must use specified base size and quantity for each top size.						
	Laminate Cylinder Base 18" Diameter for 48" Round, 42" Round, 144" L, 120" L or 96" L Laminate Tops	1	HBLCY02 E♦A	37	11.6	\$ 478
	14" Diameter for 36" Round or 72" L Laminate Tops	1	HBLCY01 E♦A	30	8.3	\$ 431
NOTES: Reference chart on page 561 for quantity of bases required. Cylinder base requires 150 pounds of sand or other ballast in each base for stability (Customer to supply). Ballast permits smaller diameter base resulting in added kneespace. Now also available in Black (P).						
▲ Must use specified base size and quantity for each top size.						
	Cylinder Base w/Wire Management for Laminate Tops w/Wire Management 18" Diameter for 42" Round, 48" Round, 120" L or 144" L		HBLCY04	45	11.6	\$ 604
	NOTES: Reference chart on page 561 for quantity of base required. Ballast permits smaller diameter base resulting in added kneespace. Color availability includes Black (P).					
▲ Cylinder base requires 150 pounds of sand or other ballast in each base for stability (Customer to supply).						
	Laminate "X" Base For 48" Round, 42" Round, 144" L, 120" L or 96" L Laminate Tops	1	HBLX02 E♦A	75	3.6	\$ 331
	For 36" Round or 72" L Laminate Tops	1	HBLX01 E♦A	62	3.1	\$ 308
NOTES: Reference chart on page 561 for quantity of bases required. ▲ Must use specified base size and quantity for each top size.						



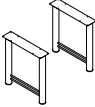

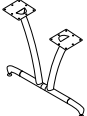
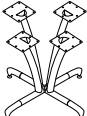
How to specify	<p>Select Model Number from above</p> <p>H B L S O 2 .</p>	<p>1st Option</p> <p>Select Color</p> <p>See page 560</p> <p>N</p>
----------------	--	---


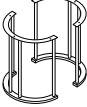
E♦A Icon Legend on page 11



- ▶ Bases and tops ordered separately and shipped in separate cartons, **E♦A**.
- ▶ Bases feature adjustable leveling glides.
- ▶ Tops with bases are 29½" H.
- ▶ The curved with plinth and arc bases can be reversed (convex or concave).
- ▶ Metal "X", arc, half-arch and cannon tubular bases require specifying a paint color.
- ▶ When specifying Metal "X" or Metal Arc bases with Metallic paint, add a "2" at the end of the model number. See specifying example below.
- ▶ To determine table base compatibility and configuration requirements, see chart on page 561 (for tops with and without cord/power cutouts).
- ▶ See page 560 for available laminate/paint color options.



	Description	Bases Included Per Kit	Model	Ship Weight	Cube	List
	Metal Double Post Base For 96" L, 72" L or 60" L Laminate Tops NOTES: Reference chart on page 561 for quantity of bases required. ▲ Must use specified base size and quantity for each top size. Available in Black (P) only.	2	HBMDP01 E♦A	37.0	4.2	\$ 575
	Metal Cannon Tubular Leg Base For 48" Round, 42" Round, 96" L, 72" L or 60" L Laminate Tops NOTES: Reference chart on page 561 for quantity of bases required. ▲ Must use specified base size and quantity for each top size. Available in Black (P) only.	4	HBMT01 E♦A	46.2	5.1	\$ 539
	Half-arch Leg Base (1 per carton) Single color (leg and feet color match). NOTES: Reference chart on page 561 for quantity of bases required. ▲ Must use specified base size and quantity for each top size. ▲ Not designed to be used with 60" L x 30" W Rectangle table tops or 36" L x 72" W Rectangle, Racetrack or Boat shaped tops.		HBTL01 E♦A	21.0	2.1	\$ 388
	Half-arch Leg Base (1 per carton) Single color (leg and feet color match). NOTES: Reference chart on page 561 for quantity of bases required. ▲ Must use specified base size and quantity for each top size. Available in Black (P) only.		HBTR04 E♦A	44.0	24.0	\$ 629


	Description	Bases Included Per Kit	Model	Ship Weight	Cube	List by Paint Grade	
						Core	Choice/Metallics
	Metal "X" Base For 48" Round, 42" Round, 144" L, 120" L or 96" L Laminate Tops	1	HBMX02 E♦A	33.0	4.1	\$ 266	\$ 296
	For 36" Round or 72" L Laminate Tops NOTES: Reference chart on page 561 for quantity of bases required. ▲ Must use specified base size and quantity for each top size.	1	HBMX01 E♦A	31.0	4.1	\$ 253	\$ 283
	Reversible Metal Arc Base For 48" Round, 42" Round, 96" L or 72" L Laminate Tops NOTES: Reference chart on page 561 for quantity of bases required. Arc Base can be reversed (convex or concave). ▲ Must use specified base size and quantity for each top size.	2	HBMA01 E♦A	45.0	12.0	\$ 626	\$ 656

How to specify	Select Model Number from above H B M X 0 2 .	1st Option Select Color See page 560 S
----------------	--	--

  **E♦A** Icon Legend on page 11

94000 Series Traditional Conference Tables

GSA SIN 711-11 Type 5 Except as Noted



- ▶ Design matches 94000 Series Laminate Desks. See pages 183-187.
- ▶ Classic traditional styling.
- ▶ Bases and tops ordered separately and shipped in separate cartons.
- ▶ Tops with bases are 29½"H.
- ▶ Tops are high gloss abrasion- and stain-resistant laminate over durable 1½" solid core high-performance particleboard.
- ▶ Tops designed with elegant traditional edge profile on all sides.
- ▶ Slab bases feature traditional-styled decorative molding.
- ▶ Rectangular tops require two or three Queen Anne base units or one slab base unit.
- ▶ All bases feature adjustable leveling glides.

▲ Available in Mahogany (N).

Edge Detail



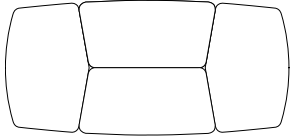
	Description	Model	Ship Weight	Cube	List
	Rectangular Shaped Laminate Top				
	120"L x 48"W (ships in two pieces)	H94612 E◆A	210	11.0	\$2039
	96"L x 42"W	H94696 E◆A	155	8.9	\$1429
	72"L x 36"W	H94672 E◆A	105	5.8	\$ 817
	Round Laminate Top				
	48" Diameter	H94448 E◆A	64	5.2	\$ 744
	42" Diameter	H94442 E◆A	45	4.1	\$ 650
	Laminate Slab Base Kit				
	For 120"L Top	H94016 E◆A	88	7.0	\$ 640
	For 96"L Top	H94015 E◆A	78	5.2	\$ 618
	For 72"L Top	H94014 E◆A	73	5.0	\$ 567
	Queen Anne Base Kit	H94011 E◆A	40	5.4	\$ 524
	NOTES: 3 kits are required for 120"L rectangular top. 2 kits are required for 96"L or 72"L rectangular tops. 1 kit required for 48" or 42" diameter round tops. NOTES: Base includes adjustable leveling glides. ▲ Must use specified base size and quantity for each top size.				
	Laminate Cylinder Base				
	NOTES: 2 HBLCY02 bases are required for 96"L rectangular top. 2 HBLCY01 bases are required for 72"L rectangular top. 1 HBLCY02 base is required for 48" and 42" diameter tops. NOTES: Ballast permits smaller diameter base resulting in added kneespace. ▲ Cylinder base requires 150 pounds of sand or other ballast in each base for stability (Customer to supply).	HBLCY02 E◆A	37	11.6	\$ 478
		HBLCY01 E◆A	30	8.3	\$ 431

Open Market

How to specify	Select Model Number from above H 9 4 6 1 2 .	1st Option Select Laminate See pages 556-557 N
----------------	--	--

▲ E◆A Icon Legend on page 11

Model numbers must be ordered individually. Other configurations are possible, including various sizes and additional components.



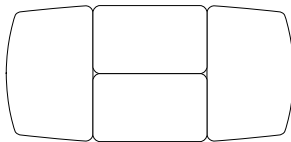
Trapezoid
120'' L x 56 3/4'' W

Qty.	Model #	Description	List Price	Price Extension
2	HTC5G	Pentagon Shaped Top 55'' L x 35 1/2'' W	\$470	\$ 940
2	HTC510G	Trapezoid Shaped Top 58 3/8'' L x 28 3/8'' W	\$397	\$ 794
4	HBT02	Half-arch Leg Base 2 pack – 28 3/8'' H	\$359	\$1,436
TOTAL:				\$3,170



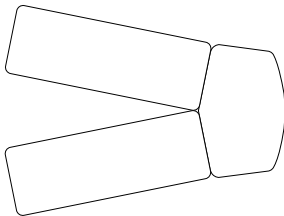
Rectangular
162 1/2'' L x 67'' W

Qty.	Model #	Description	List Price	Price Extension
2	HTCR6G	Half-ellipse Shaped Top 67'' L x 35 1/2'' W	\$499	\$ 998
2	HTCR614G	Rectangular Shaped Top 95 1/2'' L x 33 1/2'' W	\$660	\$1,320
2	HBT062	Half-arch Leg Base 2 pack – 28 3/8'' H	\$359	\$ 718
2	HBT063	Half-arch Leg Base 3 pack – 28 3/8'' H	\$530	\$1,060
TOTAL:				\$4,096



Rectangular
118'' L x 56'' W

Qty.	Model #	Description	List Price	Price Extension
2	HTCR5G	Half-ellipse Shaped Top 56'' L x 35 1/2'' W	\$455	\$ 910
2	HTCR510G	Rectangular Shaped Top 47 1/2'' L x 28'' W	\$338	\$ 676
4	HBT02	Half-arch Leg Base 2 pack – 28 3/8'' H	\$359	\$1,436
TOTAL:				\$3,022

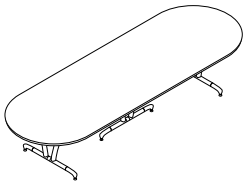


Video Conference
106'' L x 84'' W

Qty.	Model #	Description	List Price	Price Extension
1	HTC5G	Pentagon Shaped Top 55'' L x 35 1/2'' W	\$470	\$ 470
2	HTCR512G	Rectangular Shaped Top 71 1/2'' L x 28'' W	\$441	\$ 882
3	HBT02	Half-arch Leg Base 2 pack – 28 3/8'' H	\$359	\$1,077
TOTAL:				\$2,429

Tercero® Laminate Conference Tops

GSA SIN 711-11



- ▶ Tercero®, the office furniture series designed for complete conference room solutions.
- ▶ Comfort edge tops are 1 1/8" thick MDF vacuum formed with a membrane press application of rigid vinyl.
- ▶ Tops available in "V", Comfort Edge, only.
- ▶ All tables are 29 1/2" H.
- ▶ Bases and tops ordered separately and shipped in separate cartons, E♦A.
- ▶ Underside of tops are sealed to resist warping.
- ▶ Leg Bases shown on page 570.
- ▶ See chart below to determine base configuration requirements for selected top size.
- ▶ Table top shapes and sizes combine to meet the needs of any size conference or training room.
- ▶ Table bases are engineered to provide minimal leg interference.
- ▶ Uniquely designed exterior columns provide and exclusive and similar look to furniture accessories.
- ▶ Black comfort edge tops provide accessory furniture with a rich look and design.





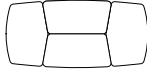

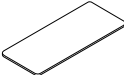


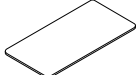



	Description	Model	Ship Weight	Cube	List
	Rectangular Shaped Tops 120" L x 48" W 96" L x 48" W	HTCC120V E♦A	260	17.5	\$1418
		HTCC96V E♦A	210	14.1	\$1215
	Racetrack Shaped Tops 120" L x 48" W 96" L x 48" W	HTCA120V E♦A	255	17.5	\$1461
		HTCA96V E♦A	215	14.1	\$1241
	Boat Shaped Tops 120" L x 48" W 96" L x 48" W	HTCB120V E♦A	245	17.5	\$1461
		HTCB96V E♦A	200	14.1	\$1241
	Round Tops 48" Diameter 42" Diameter	HTCD48V E♦A	85	7.8	\$ 632
		HTCD42V E♦A	70	5.7	\$ 601

Tercero® Conference Tables			Number of Base Models Required:
Shapes Available	Top Dimensions	Seating Capacity	Half-Arch Base
Rectangle, Racetrack, Boat	120" L x 48" W	10	3 — HBTL01
Rectangle, Racetrack, Boat	96" L x 48" W	8	2 — HBTL01
Round	48"	5	1 — HBTR04
Round	42"	4	1 — HBTR04
Bases Per Kit			1

NOTE: See page 570 for Leg Base Information.

How to specify	<p>Select Model Number from above</p> <p>H T C C 1 4 4 V . H</p>	<p>1st Option</p> <p>Select Laminate</p> <p>See pages 556-557</p>
----------------	--	--

E♦A Icon Legend on page 11

	Description	Model	Ship Weight	Cube	List by Edge Treatment	
					"G"	"V"
	Pentagon Shaped Laminate Tops 50''-55''L x 35½''W NOTES: Designed to be used with Trapezoid models HTC514(?), HTC512(?), HTC510(?) shown below.	HTC5(?) E◆A	75	6.5	\$ 470	\$ 732
	Trapezoid Shaped Laminate Tops 97''-106⅝''L x 29½''W 73''-82⅝''L x 28⅝''W 49''-58⅝''L x 28⅝''W 	HTC514(?) E◆A HTC512(?) E◆A HTC510(?) E◆A	112 90 65	10.0 7.8 5.5	\$ 601 \$ 529 \$ 397	\$1141 \$ 952 \$ 791
	Half-ellipse Shaped Laminate Tops 56''L x 35½''W NOTES: Designed to be used with Rectangular models HTCR514(?), HTCR512(?), HTCR511(?), HTCR510(?) shown below.	HTCR5(?) E◆A	83	6.9	\$ 455	\$ 732
	Rectangular Shaped Laminate Tops 95½''L x 28''W 71½''L x 28''W 58½''L x 28''W 47½''L x 28''W 	HTCR514(?) E◆A HTCR512(?) E◆A HTCR511(?) E◆A HTCR510(?) E◆A	104 83 70 62	9.2 7.0 5.5 4.7	\$ 557 \$ 441 \$ 397 \$ 338	\$1012 \$ 867 \$ 761 \$ 645
	Half-ellipse Shaped Laminate Tops 67''L x 35½''W NOTES: Designed to be used with Rectangular models HTCR614(?), HTCR612(?), HTCR611(?), HTCR610(?) shown below.	HTCR6(?) E◆A	95	8.2	\$ 499	\$1012
	Rectangular Shaped Laminate Tops 95½''L x 33½''W 71½''L x 33½''W 58½''L x 33½''W 47½''L x 33½''W 	HTCR614(?) E◆A HTCR612(?) E◆A HTCR611(?) E◆A HTCR610(?) E◆A	132 104 87 70	10.9 8.2 6.5 5.6	\$ 660 \$ 499 \$ 487 \$ 441	\$1069 \$ 946 \$ 836 \$ 727
	Ganging Hardware for TC and TCR Series Tables	HTCE650 E◆A	2 	0.13	\$ 44	

Tercero® Conference Tables			Number of Base Models Required:
Shapes Available	Top Dimensions	Seating Capacity*	Half-Arch Base
Pentagon (HTC5?)	55''L x 35½''W	2	1 — HBT02
Trapezoid (HTC514?)	106''L x 29½''W	4	1 — HBT03
Trapezoid (HTC512?)	82''L x 28⅝''W	3	1 — HBT02
Trapezoid (HTC510?)	58''L x 28⅝''W	2	1 — HBT02
Half-ellipse (HTCR5?)	56''L x 35½''W	2	1 — HBT02
Rectangular (HTCR514?)	95½''L x 28''W	4	1 — HBT03
Rectangular (HTCR512?)	71½''L x 28''W	3	1 — HBT02
Rectangular (HTCR511?)	58½''L x 28''W	2	1 — HBT02
Rectangular (HTCR510?)	47½''L x 28''W	2	1 — HBT02
Half-ellipse (HTCR6?)	67''L x 35½''W	2	1 — HBT062
Rectangular (HTCR614?)	95½''L x 33½''W	4	1 — HBT063
Rectangular (HTCR612?)	71½''L x 33½''W	3	1 — HBT062
Rectangular (HTCR611?)	58½''L x 33½''W	2	1 — HBT062
Rectangular (HTCR610?)	47½''L x 33½''W	2	1 — HBT062
Bases Per Carton			2/3**

* Seating capacity reflects sitting at one side of table. See page 570 for Leg Base information.

** See page 570 for carton quantities.

How to specify	Select Model Number from above H T C 5 G .	1st Option Select Laminate See pages 556-557 H
----------------	---	--

Tercero® Conference Tables — Bases

GSA SIN 711-11



- ▶ Bases and tops ordered separately and shipped in separate cartons, **E**◆**A**.
- ▶ Bases feature adjustable leveling glides.
- ▶ Tables with bases are 29½" H.
- ▶ Bases attach to tops with hardware provided, no drilling is required. Pilot holes are pre-drilled for ease of assembly.
- ▶ See charts on pages 568-569 to determine base configuration requirements for selected top size.
- ▶ HBTLO1 and HBTR04 bases can be used with the veneer conference tables on page 558, and the 10500 Series edge table tops on page 178. Conference tables available on pages 558-561.
- ▶ Models HBTLO1 and HBTR04 have adjustable leveling glides.
- ▶ Models HBT02, HBT062, HBT03 and HBT063 bases have adjustable leveling glides on users side and 2" dual-wheel casters on approach side.

⚠ **Not designed to be used with 60" x 30" Rectangle tops.**



	Description	Model	Ship		List
			Weight	Cube	
	Half-arch Leg Base (2 per carton)	HBT02 E ◆ A	23	4.5	\$ 359
		HBT062 E ◆ A	23	4.5	\$ 359
NOTES: Specify Black (P) or Platinum (T1).					
	Half-arch Leg Base (3 per carton)	HBT03 E ◆ A	35	6.0	\$ 530
		HBT063 E ◆ A	35	6.0	\$ 530
NOTES: Specify Black (P) or Platinum (T1).					
	Half-arch Leg Base (1 per carton) Single color (leg and feet color match).	HBTLO1 E ◆ A	21	2.1	\$ 388
	⚠ Available in Black (P) only. ⚠ Not designed to be used with 60" L x 30" W Rectangular table tops.				
	Half-arch Leg Base (1 per carton) Single color (leg and feet color match).	HBTR04 E ◆ A	44	24.0	\$ 629
	⚠ NOTES: Available in Black (P) only.				

NOTE: See page 570 for Leg Base Information.

How to specify	Select Model Number from above H B T 0 2 .	1st Option Select Paint Color See page 557 P
----------------	---	--

E◆**A** Icon Legend on page 11


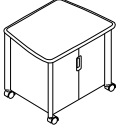
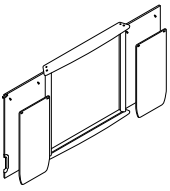


► Tops are standard with Comfort Thermoform Edge made of a vacuum formed membrane press application of rigid PVC vinyl over MDF.

► Specify laminate for edges of panels, sides, doors, backs and shelves where applicable – see pages 556-557.

► Mobile AV Cabinet and Hospitality Cart require casters to be attached.
 ► Arched door handle area is standard with Platinum/Black color finish.

⚠ **Finish selection is Black (P) only (no ordering code required).**
 ⚠ **Tube supports for all models are available in Black (P), or Platinum (T1) only.**



	Description	Model	Ship Weight	Cube	List by Paint Grade	
					Core	Metallics
	Video Console <ul style="list-style-type: none"> Ships partially assembled. Accommodates up to 32" diagonal monitors. Upper cabinet comes complete with pocket doors which provide for unobstructed viewing. Lower cabinet includes 2 adjustable and removable interior shelves. Shelves adjust at 2 1/2" increments. Interior storage to easily accommodate peripheral equipment. Perforated rear panels for venting and cable management. Overall cabinet dimensions 46"W x 33"D x 78"H. Lower and upper cabinet Trapezoidal inside dimensions measure 37 1/4"W at the front, tapering to 33 3/4"W at the rear. Lower and upper cabinet door opening measures 37 1/4"W. Equipped with HON "one key" interchangeable core-removable locks. 	HTCE260 E⚡A	375	87.0	\$3745	\$3765
	Mobile Audio Visual Cabinet <ul style="list-style-type: none"> Ships partially assembled. Top and bottom shelves are Black thermoform only (no ordering code required). 36 1/2"H for unobstructed view. Top surface accommodates up to 36" diagonal monitors. Lower cabinet includes 1 adjustable and removable interior shelf. Shelf adjusts at 2 1/2" increments. Interior storage to easily accommodate peripheral equipment. Perforated rear panel for venting and cable management. Overall cabinet dimensions 39 1/2"W x 29 1/2"D x 36 1/2"H (with casters). Cabinet is configured in a trapezoidal shape. Front of cabinet measures 33 5/8"W with door opening of 29 1/8"W. Trapezoidal inside dimensions measure 29 1/8" at the front, tapering to 25 5/8" at the rear. Lockable doors with magnetic touch latch. Equipped with HON "one key" interchangeable core-removable locks. 4" casters, 2-locking, 2-non-locking. 	HTCE230 E⚡A	160	30.0	\$2079	\$2109
	Presentation Cabinet <ul style="list-style-type: none"> Ships partially assembled. Top and bottom are Black thermoform only (no ordering code required). Overall cabinet dimensions 50 3/4"W x 6 1/2"D x 48 1/2"H. Cabinet opens to reveal a 48"W x 48"H non-ghosting acrylic writing surface. Inside doors have a markerboard surface measuring 23"W x 45"H. Inside of each door accommodates a 21"W x 40 3/4"H lightweight removable markerboard. Provides almost 50 square feet of dry erase writing surface. Can accommodate removable paper tablets. Mounts underneath removable markerboard. Accommodates standard sizes 20" x 23" and 22" x 25". 	HTCE315 E⚡A	178	13.1	\$2403	\$2433
	<ul style="list-style-type: none"> Optional 44"W Projection screen available for presentation cabinet. Seamless, pull down and retractable projection screen perfect for all LCD and overhead presentations. 	HTCE335 E⚡A	12	1.4	\$ 252	
	⚠ Frame is Black only.					
	Adjustable Height Podium <ul style="list-style-type: none"> Ships partially assembled. Adjustable height podium accommodates multiple presenters with easy adjustment mechanism. Height easily adjusts from 39"H to 49"H. Front, back and sides constructed of 3/4" thick solid core high pressure particleboard. Podium measures 27 1/4"W x 17"D x 46"H. Presenter worksurface measures 32" x 20 1/2". Front Stationary portion of podium is 37 5/8"H. Back stationary portion of podium is 32 7/8"H. 	HTCE115 E⚡A	103	16.5	\$1983	\$2013

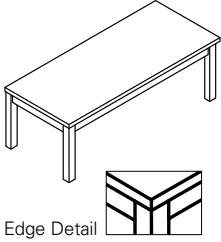
How to specify	1st Option	2nd Option
Select Model Number from above H T C E 2 6 0 .	Select Panel Laminate See pages 556-557 H .	Select Tube Support Paint Color P Black T1 Platinum P

Icon Legend on page 11

Veneer Occasional Tables

Not on GSA Contract

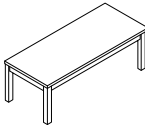
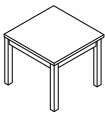
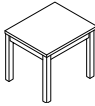
► 5190 Series Tables feature hardwood veneer tops/apron and solid wood legs.



Edge Detail

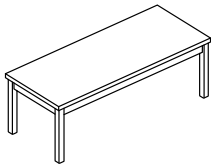
^A_B_J

index accessories education seating storage & files workstations desks

	Description	Model	Ship Weight	Cube	List
 Open Market	Coffee Table 48''L x 20''W x 16''H	H5191 E♦A	44 ^S	3.0	\$ 468
 Open Market	Corner Table 24''L x 24''W x 20''H	H5192 E♦A	22 ^S	1.4	\$ 378
 Open Market	Straight Table 24''L x 20''W x 20''H	H5193 E♦A	20 ^S	1.4	\$ 366

How to specify	<p>Select Model Number from above</p> <p>H 5 1 9 1 .</p>	<p>1st Option</p> <p>Select Veneer</p> <p>H Bourbon Cherry J Henna Cherry N Mahogany</p> <p>N N</p>
----------------	--	---

^A_B_J E♦A ^S Icon Legend on page 11



► Durable material and construction make laminate occasional tables ideal for high traffic areas such as lobbies, reception rooms and lounges. Versatile design is also well suited to private offices.

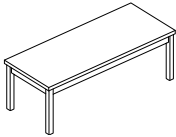
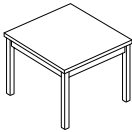
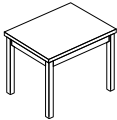

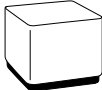
► Coffee, Corner and End Tables feature top-over-apron styling with square corner detail, which complements many interiors and furniture designs, including the 10500 Series.
► Tables accommodate lamps, magazines, telephones, plants, laptops and more.

► Tops and aprons are abrasion- and stain-resistant laminate over 1/8" thick solid core high-performance particleboard.

► Cylinder and cube tables have recessed black plinth base with tack glides. Tops and sides are covered with laminate.

Edge Detail



	Description	Model	Ship Weight	Cube	List
	Coffee Table 48''L x 20''W x 16''H	H80191 E◆A	48 [S]	3.4	\$ 365
	Corner Table 24''L x 24''W x 20''H	H80192 E◆A	35 [S]	2.1	\$ 314
	End Table 24''L x 20''W x 20''H	H80193 E◆A	29 [S]	1.8	\$ 299
Laminate Occasional Tables (H80191, H80192 and H80193)					
Woodgrain: Bourbon Cherry (HH), Columbian Walnut (ZZ), Harvest (CC), Henna Cherry (JJ), Mahogany (NN), Natural Maple (DD), Shaker Cherry (FF). Solid: Black (P), Charcoal (S) Patterned: Grey Tigris (L6*), Sheer Mesh (A5), Silver Mesh (B9), Canyon Zephyr (K9), Desert Zephyr (K8). * Select edge/apron/leg color — Black (P), Bourbon Cherry (H), Charcoal (S), Henna Cherry (J), Mahogany (N) or Natural Maple (D). Two-Tone: Black/Charcoal (PS), Bourbon Cherry/Black (HP), Bourbon Cherry/Charcoal (HS), Charcoal/Black (SP), Columbian Walnut/Black (ZP), Columbian Walnut/Charcoal (ZS), Harvest/Black (CP), Harvest/Charcoal (CS), Henna Cherry/Black (JP), Henna Cherry/Charcoal (JS), Mahogany/Black (NP), Mahogany/Charcoal (NS), Natural Maple/Black (DP), Natural Maple/Charcoal (DS), Shaker Cherry/Black (FP), Shaker Cherry/Charcoal (FS).					
	Cylinder Table 20'' Diameter x 20''H	H80170	40	6.2	\$ 492
	Cube Table 24''L x 24''D x 20''H	H80180	55	8.6	\$ 524
Laminate Occasional Tables (H80170 and H80180) Woodgrain: Bourbon Cherry (H), Harvest (C), Henna Cherry (J), Mahogany (N), Natural Maple (D).					

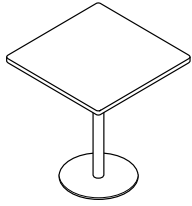
How to specify

Select Model Number from above	1st Option
H 8 0 1 9 1 .	Select Laminate
	See pages 556-557 or as Select Laminate as noted with each model
	N N

   Icon Legend on page 11

Hospitality Table/Base Specifying Information

Laminate Top Size	Base Option Model #
Square Tops	
24''L x 24''W	HBBX22, HBCR22
30''L x 30''W	HBBX22, HBCR22, HXSP-26
36''L x 36''W	HBBX36, HRSPPBASE, HXSP-26, HBCR28
42''L x 42''W	HBBX40, HXSP-36
Round Tops	
24'' dia.	HBBX22, HBCR22, HBCR22BH, HBCR22FR
30'' dia.	HBBX22, HBCR22, HBCR22BH, HBCR22FR, HXSP-26
36'' dia.	HBBX36, HBCR22, HBCR28BH, HBCR28FR, HRSPPBASE, HXSP-26
42'' dia.	HBBX36, HBCR28, HBCR28BH, HBCR28FR, HXSP-36
48'' dia.	HBBX40, HXFP-36
Rectangular Shaped Tops	
48''L x 24''W	HT-20B
60''L x 24''W	HT-20B
72''L x 24''W	HT-20B
96''L x 24''W	HT-26B, HBMX01 (must order two bases per top, see pages 561 and 565)
48''L x 30''W	HT-26B
60''L x 30''W	HT-26B
72''L x 30''W	HT-26B
96''L x 30''W	HT-26B, HBMX01 (must order two bases per top, see pages 561 and 565)
72''L x 36''W	HT-26B
96''L x 36''W	HT-26B, HBMX01 (must order two bases per top, see pages 561 and 565)



- ▶ Choice of edge – T-mold, 2MM and Comfort.
- ▶ No need to specify edge color when choosing the Comfort Edge option.
- ▶ Square and rectangle tops with T-mold edge have 1"R corners.
- ▶ Square and rectangle tops with Comfort and 2MM edges have 3"R corners.
- ▶ See page 574 for table/base specifying information.
- ▶ 1/8" thick laminate top.
- ▶ Minimum 45 lbs. industrial grade substrate.
- ▶ Tops and bases are ordered separately and shipped in separate cartons.
- ▶ See page 574 for top/base compatibility.
- ▶ Order bases separately see pages 576-577.
- ▶ Comfort edge tops are 1/8" thick MDF with a vacuum formed membrane press application of rigid PVC vinyl over MDF.



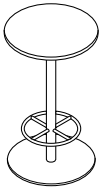
Laminate Top Size	T-mold Edge		2MM Edge		Comfort Edge		Ship Weight	Cube
Square Tops								
24" L x 24" W	H1109 E	\$ 175	H1309 E	\$ 188			28 [S]	2.1
30" L x 30" W	H1110 E	\$ 189	H1310 E	\$ 246			36 [S]	4.5
36" L x 36" W	H1111 E	\$ 205	H1311 E	\$ 270			51 [S]	4.5
42" L x 42" W	H1112 E	\$ 251	H1312 E	\$ 327			69	8.0
Round Tops								
24" Dia.	H1119 E	\$ 162	H1319 E	\$ 188			28 [S]	2.1
30" Dia.	H1120 E	\$ 189	H1320 E	\$ 246	H1320V E	\$ 349	28 [S]	2.3
36" Dia.	H1121 E	\$ 205	H1321 E	\$ 270	H1321V E	\$ 480	40 [S]	2.3
42" Dia.	H1122 E	\$ 248	H1322 E	\$ 327	H1322V E	\$ 632	55	3.1
48" Dia.	H1123 E	\$ 284	H1323 E	\$ 346	H1323V E	\$ 757	71	4.1
Rectangular Shaped Tops								
48" L x 24" W	H1133 E	\$ 205	H1333 E	\$ 261			45 [S]	4.0
60" L x 24" W	H1134 E	\$ 253	H1334 E	\$ 317			57 [S]	5.0
72" L x 24" W	H1135 E	\$ 290	H1335 E	\$ 339			68	6.0
96" L x 24" W	H1137 E	\$ 372	H1337 E	\$ 422			94	8.0
48" L x 30" W	H1143 E	\$ 257	H1343 E	\$ 280			57 [S]	5.0
60" L x 30" W	H1144 E	\$ 292	H1344 E	\$ 323			71	6.3
72" L x 30" W	H1145 E	\$ 346	H1345 E	\$ 403			85	7.5
96" L x 30" W	H1147 E	\$ 461	H1347 E	\$ 532			114	10.0
72" L x 36" W	H1155 E	\$ 374	H1355 E	\$ 447			102	7.5
96" L x 36" W	H1157 E	\$ 494	H1357 E	\$ 560			137	10.0

How to specify	Select Model Number from above	1st Option Select Laminate See pages 556-557	2nd Option Select Edge Color See page 557 Do not specify when choosing Comfort Edge option. Specify for 2MM and T-mold edge only.
	H 1 3 2 0 V .	M 	
	H 1 1 0 9 .	N .	P

Icon Legend on page 11

Hospitality Tables — Bases

GSA SIN 711-11



► Model HBCR28BH is 28" diameter round base, 41" H standing height base.

► Model HBCR28FR is 28" diameter round base, 41" H standing height base with footing.

► Template underside of top facilitates base attachment. Bases are attached with self drilling screws, no drilling is required.

► See page 577 for additional base options.
► See pages 574-575 for top options.

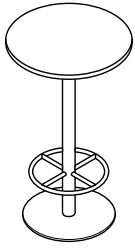


	Description	Model	Ship Weight	Cube	List Core
	3" Dia. Single Column 22" x 22" base	HBBX22 E♦A	21	2.5	\$ 120
	36" x 36" base	HBBX36 E♦A	36	3.7	\$ 193
	40" x 40" base	HBBX40 E♦A	60	3.2	\$ 337
	▲ Available in Black (P) only. Must be ordered with a configurable end product. If ordered separately, not on GSA Contract.				
	3" Dia. Single Column 22" Dia. round base	HBCR22 E♦A	44	2.5	\$ 221
	28" Dia. round base	HBCR28 E♦A	63	2.5	\$ 423
▲ Available in Black (P) only. Must be ordered with a configurable end product. If ordered separately, not on GSA Contract.					
	3" Dia. Single Column – Standing Height 22" Dia. round base	HBCR22BH E♦A	(column) 7	0.2	\$ 251
			(base) 30	0.9	
NOTES: Shipped in two cartons. 41" H standing height base. ▲ Available in Black (P) only.					
	22" Dia. round base with 19" Dia. welded footing	HBCR22FR E♦A	52	14.0	\$ 337
	NOTES: Ships in one carton. 41" H standing height base. ▲ Available in Black (P) only. Must be ordered with a configurable end product. If ordered separately, not on GSA Contract.				
	3" Dia. Single Column – Standing Height 28" Dia. round base	HBCR28BH E♦A	(column) 7	0.3	\$ 457
			(base) 71	3.3	
NOTES: Shipped in two cartons. 41" H standing height base. Accommodates 36" and 42" Dia. round tops. ▲ Available in Black (P) only.					
	28" Dia. round base with 19" Dia. welded footing	HBCR28FR E♦A	(column) 17	9.0	\$ 531
			(base) 71	3.3	
NOTES: Shipped in two cartons. 41" H standing height base. Accommodates 36" and 42" Dia. round tops. ▲ Available in Black (P) only. Must be ordered with a configurable end product. If ordered separately, not on GSA Contract.					
	2" Dia. T-base 20" W T-base (2 per carton)	HT-20B E♦A	24	0.5	\$ 352
	NOTES: Specify Black (P) or Chrome (CHR).				
	2" Dia. T-base 26" W T-base (2 per carton)	HT-26B E♦A	26	0.5	\$ 397
	NOTES: Specify Black (P) or Chrome (CHR).				

NOTE: See pages 574-575 for base applications.

How to specify	Select Model Number from above H B B X 2 2 . H T - 2 0 B .	1st Option Select Base Color P Black CHR Chrome (Available on HT-20B and HT-26B only) P C H R
----------------	--	---

Icon Legend on page 11



- ▶ Attachment hardware included.
- ▶ Adjustable leveling floor glides.
- ▶ Bases and tops shipped in separate cartons.
- ▶ All table bases measure 27³/₄"H without top, 29"H with top except models HBGR22BH and HBGR22FR; 41"H without top, 42"H with top.
- ▶ See page 576 for additional base options.
- ▶ See pages 574-575 for top options.



	Description	Model	Ship Weight	Cube	List
	3' Dia. Single Column 26" x 26" base	HXSP-26 E♦A	17	1.2	\$ 324
	36" x 36" base	HXSP-36 E♦A	26	2.3	\$ 434
	NOTES: Specify Black (P) or Chrome (CHR). Must be ordered with a configurable end product. If ordered separately, not on GSA Contract.				
	Five Column 36" x 36" base	HXFP-36 E♦A	54	2.7	\$ 657
	NOTES: 3" Dia. center column with four 2" Dia. vertical columns. Specify Black (P) or Chrome (CHR). Must be ordered with a configurable end product. If ordered separately, not on GSA Contract.				
	Four Prong 32" x 32" Chrome base	HRSPBASE E♦A	14	2.1	\$ 200
	NOTES: 3" Dia. center column. ▲ Available in Chrome (CHR) only. Must be ordered with a configurable end product. If ordered separately, not on GSA Contract.				

NOTE: See pages 574-575 for base applications.

How to specify	Select Model Number from above	1st Option
	H X S P - 2 6 .	Select Base Color
	H R S P B A S E .	P Black CHR Chrome
		C H R

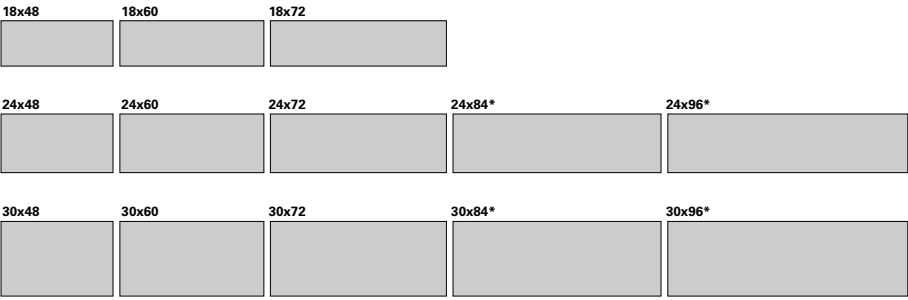
Icon Legend on page 11

Huddle™ Multi-Purpose Tables



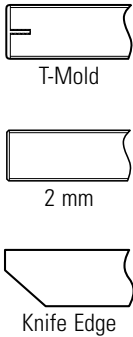
Huddle Multi-Purpose Tables are ready to jump into action for training, meetings, collaboration and more. Thoughtful design, flexibility and plenty of base, edge and finish options, make Huddle tables capable of meeting the needs of smart, agile businesses.

Tops – Rectangle

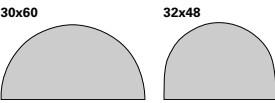


*84" and 96" Tops require flip-top bases

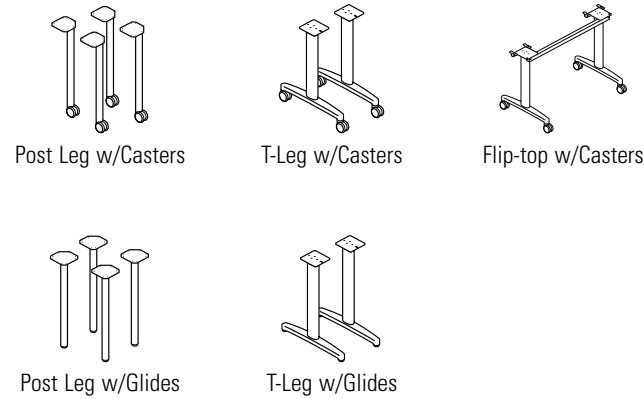
Edge Options



Tops – Half-Round and Extended Half-Round



Bases



Accessories

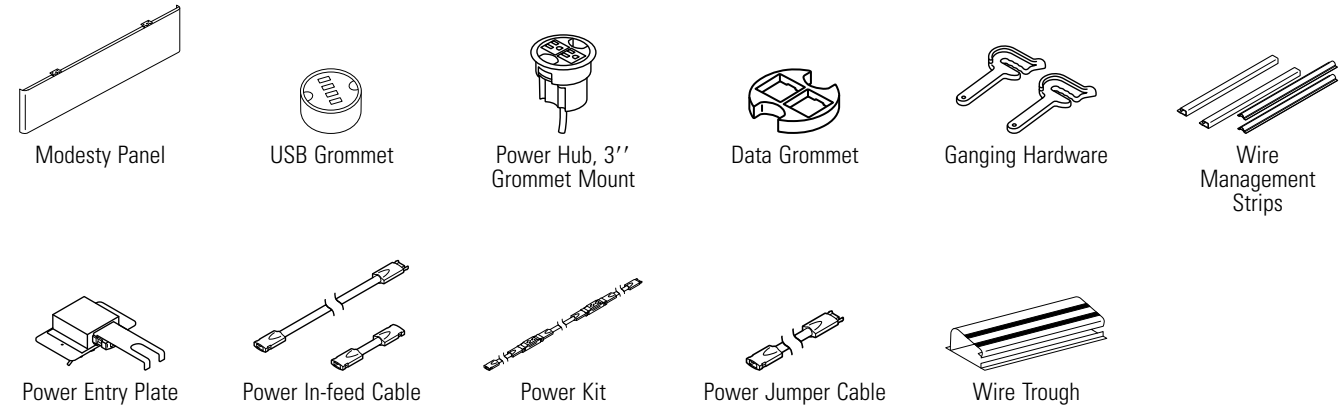
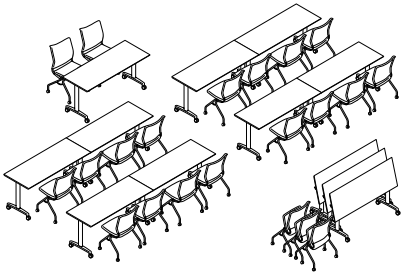



Table Finishes					
			Table Tops	Table Bases	Table Accessories – Modesty Panels
LAMINATES			CODES		
Core	Bourbon Cherry	H	•		
	Columbian Walnut	Z	•		
	Harvest	C	•		
	Henna Cherry	J	•		
	Mahogany	N	•		
	Natural Maple	D	•		
	Shaker Cherry	F	•		
Solid	Black	P	•		
	Charcoal	S	•		
	Whitestone	K4	•		
Patterned	Carbon Mesh	A7	•		
	Sheer Mesh	A5	•		
	Silver Mesh	B9	•		
	Steel Mesh	A9	•		
	Taupe Mesh	A8	•		
	Canyon Zephyr	K9	•		
	Cloud Zephyr	K7	•		
	Desert Zephyr	K8	•		
	Morro Zephyr	L9	•		
	Shadow Zephyr	K1	•		
	Gray	G2	•		
	Gray Tigris	L6	•		
	White	G1	•		
PAINTS			CODES		
Core	Black	P	•	•	•
	Carob	T8	•	•	•
	Charcoal	S	•	•	•
	Greige	T5	•	•	•
	Light Gray	Q	•	•	•
	Muslin	T3	•	•	•
	Putty	L	•	•	•
Taupe	E	•	•	•	
Metallic	Champagne Metallic	T4	•	•	•
	Platinum Metallic	T1	•	•	•
EDGEBAND/KNIFE			CODES		
Core	Bourbon Cherry	H	•		
	Columbian Walnut	Z	•		
	Harvest	C	•		
	Henna Cherry	J	•		
	Mahogany	N	•		
	Natural Maple	D	•		
	Shaker Cherry	F	•		
	Black	P	•		
	Carob	G	•		
	Charcoal	S	•		
	Greige	R	•		
	Light Gray	Q	•		
	Muslin	T	•		
	Putty	L	•		
	Platinum	K	•		
	Taupe	E	•		
	T-MOLD			CODES	
Core	Black	P	•		
	Carob	G	•		
	Charcoal	S	•		
	Greige	R	•		
	Light Gray	Q	•		
	Muslin	T	•		
	Platinum	K	•		
	Putty	L	•		
	Taupe	E	•		

Huddle™ — Typical




Training

Qty.	Model #	Description	List Price	Price Extension
12	HMT2460J	Rectangular Table Top 60''W x 24''D	\$383	\$ 4,596
12	HMBFLIP24L.C	Flip-top Base	\$467	\$ 5,604
21	HPN1	Perpetual™ Nesting Chair	\$429	\$ 9,009
TOTAL:				\$19,209



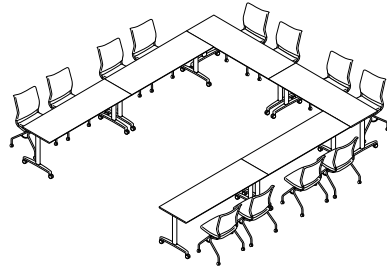
Group Breakout

Qty.	Model #	Description	List Price	Price Extension
8	HMT3060J	Rectangular Table Top 60''W x 30''D	\$392	\$3,136
8	HMBTLEG24.C	Fixed Height T-Leg Base with Casters	\$317	\$2,536
8	HPN1	Perpetual™ Nesting Chair	\$429	\$3,432
TOTAL:				\$9,104



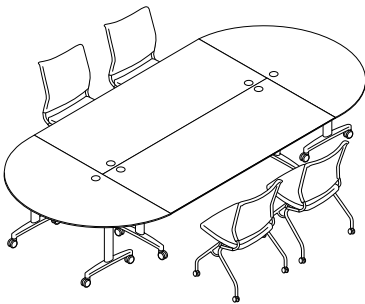
Meeting/Conference

Qty.	Model #	Description	List Price	Price Extension
4	HMT3072J	Rectangular Table Top 72''W x 30''D	\$435	\$1,740
4	HMBPOST	Post Leg Base	\$267	\$1,068
8	HPN1	Perpetual™ Nesting Chair	\$429	\$3,432
TOTAL:				\$6,240



Presentation

Qty.	Model #	Description	List Price	Price Extension
6	HMT2472J	Rectangular Table Top 72''W x 24''D	\$414	\$2,484
6	HMBTLEG24.C	Fixed Height T-Leg Base with Casters	\$317	\$1,902
12	HPN1	Perpetual™ Nesting Chair	\$429	\$5,148
TOTAL:				\$9,534



Meeting

Qty.	Model #	Description	List Price	Price Extension
2	HMT3072J	Rectangular Table Top 72''W x 30''D	\$435	\$ 870
2	HHMTHR3060J	Half-round Table Top	\$431	\$ 862
2	HMBFLIP30L	Flip-top Base	\$467	\$ 934
2	HMBFLIP24S	Flip-top Base	\$467	\$ 934
4	HPN1	Perpetual™ Nesting Chair	\$429	\$1,716
TOTAL:				\$5,316

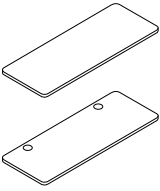

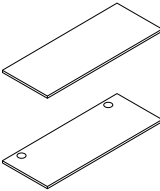

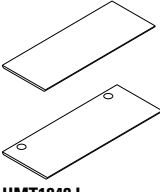
- ▶ Table tops are 1/8" thick.
- ▶ Tables available in three edge options T-Mold, Edgeband or Knife Edge.

- ▶ Tops and bases are ordered and sold separately.
- ▶ Underside of tops include pilot holes to accommodate all base types, optional ganging hardware.

- ▶ Optional wire management strips attach to underside of table. See page 586.

- ▶ Hat channel on underside of 60"W and 72"W table top deters warping and bowing.
- ▶ When post legs are used with 18"W tops, post leg to be specified with glides only.



	Description	Model	Ship Weight	Cube	Core List
 <p>HMT1848E GSA contract pending on HMT2484E, HMT2496E, HMT3084E, HMT3096E</p>	Rectangular T-Mold Table Tops 				
	48"W x 18"D	HMT1848E	34	2.9	\$ 206
	60"W x 18"D	HMT1860E	42	3.5	\$ 225
	72"W x 18"D	HMT1872E	51	3.9	\$ 282
	48"W x 24"D	HMT2448E	45	3.7	\$ 237
	60"W x 24"D	HMT2460E	57	4.5	\$ 267
	72"W x 24"D	HMT2472E	68	5.0	\$ 299
	84"W x 24"D, (requires HMBFLIP24XL base)	HMT2484E	83	10.6	\$ 479
	96"W x 24"D, (requires HMBFLIP24XL base)	HMT2496E	94	10.6	\$ 502
	48"W x 30"D	HMT3048E	57	4.4	\$ 250
	60"W x 30"D	HMT3060E	71	5.4	\$ 276
	72"W x 30"D	HMT3072E	85	6.0	\$ 321
	84"W x 30"D, (requires HMBFLIP30XL base)	HMT3084E	102	10.6	\$ 540
	96"W x 30"D, (requires HMBFLIP30XL base)	HMT3096E	114	10.6	\$ 549
	 <p>HMT1848G GSA contract pending on HMT2484G, HMT2496G, HMT3084G, HMT3096G</p>	Rectangular Edgeband Table Tops 			
48"W x 18"D		HMT1848G	34	2.9	\$ 242
60"W x 18"D		HMT1860G	42	3.5	\$ 250
72"W x 18"D		HMT1872G	51	3.9	\$ 308
48"W x 24"D		HMT2448G	45	3.7	\$ 263
60"W x 24"D		HMT2460G	57	4.5	\$ 293
72"W x 24"D		HMT2472G	68	5.0	\$ 325
84"W x 24"D, (requires HMBFLIP24XL base)		HMT2484G	83	10.6	\$ 480
96"W x 24"D, (requires HMBFLIP24XL base)		HMT2496G	94	10.6	\$ 503
48"W x 30"D		HMT3048G	57	4.4	\$ 276
60"W x 30"D		HMT3060G	71	5.4	\$ 302
72"W x 30"D		HMT3072G	85	6.0	\$ 346
84"W x 30"D, (requires HMBFLIP30XL base)		HMT3084G	102	10.6	\$ 542
96"W x 30"D, (requires HMBFLIP30XL base)		HMT3096G	114	10.6	\$ 550
 <p>HMT1848J</p>		Rectangular Knife-Edge Table Tops			
	48"W x 18"D	HMT1848J	34	2.9	\$ 345
	60"W x 18"D	HMT1860J	42	3.5	\$ 354
	72"W x 18"D	HMT1872J	51	3.9	\$ 411
	48"W x 24"D	HMT2448J	45	3.7	\$ 366
	60"W x 24"D	HMT2460J	57	4.5	\$ 396
	72"W x 24"D	HMT2472J	68	5.0	\$ 428
	48"W x 30"D	HMT3048J	57	4.4	\$ 379
	60"W x 30"D	HMT3060J	71	5.4	\$ 405
	72"W x 30"D	HMT3072J	85	6.0	\$ 450

How to specify	Select Model Number from above H M T 1 8 4 8 G .	1st Option Select Grommet Option N No Grommet G 2 Grommets (\$20 upcharge) N .	2nd Option Select Laminate See page 579 D .	3rd Option Select Edge Color See page 579 D
----------------	---	---	---	---

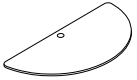



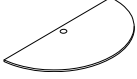



Huddle™ Multi-Purpose Table Tops

GSA SIN 711-11



- ▶ Table tops are 1 1/8" thick.
- ▶ Tables available in three edge options T-Mold, Edgeband or Knife Edge.
- ▶ Tops and bases are ordered and sold separately.
- ▶ Underside of tops include pilot holes to accommodate all base types, optional ganging hardware.
- ▶ Optional wire management strips attach to underside of table. See page 586.



	Description	Model	Ship Weight	Cube	Core List
 Model HMTHR3060E shown	Half-Round and Extended Half-Round T-Mold Table Tops  60" W x 30" D, Half-Round Table Tops (use bases: HMBFLIP24S or HMBTLEG24 or HMBPOST) 48" W x 32" D, Extended Half-Round Table Tops (use bases: HMBFLIP24S or HMBTLEG24)	HMTHR3060E	69	6.1	\$ 309
		HMTHR3248E	57	6.1	\$ 300
 Model HMTHR3248E shown	Half-Round and Extended Half-Round Edgeband Table Tops  60" W x 30" D, Half-Round Table Tops (use bases: HMBFLIP24S or HMBTLEG24 or HMBPOST) 48" W x 32" D, Extended Half-Round Table Tops (use bases: HMBFLIP24S or HMBTLEG24)	HMTHR3060G	69	6.1	\$ 334
		HMTHR3248G	57	6.1	\$ 325
 Model HMTHR3060G shown	Half-Round and Extended Half-Round Knife-Edge Table Tops 60" W x 30" D, Half-Round Table Tops (use bases: HMBFLIP24S or HMBTLEG24 or HMBPOST) 48" W x 32" D, Extended Half-Round Table Tops (use bases: HMBFLIP24S or HMBTLEG24)	HMTHR3060J	69	6.1	\$ 434
		HMTHR3248J	57	6.1	\$ 425
 Model HMTHR3248G shown					
 Model HMTHR3060J shown					
 Model HMTHR3248J shown					

How to specify	1st Option	2nd Option	3rd Option
Select Model Number from above H M T H R 3 2 4 8 G .	Select Grommet Option N No Grommet G 1 Grommet (\$10 upcharge) N .	Select Laminate See page 579 D .	Select Edge Color See page 579 D

  Icon Legend on page 11

- ▶ Tops and bases are ordered and sold separately.
- ▶ All bases allow tops to sit at 29 1/2" from the floor with glides half-way seated.
- ▶ Both glides and casters attach to the foot easily without tools for assembly.
- ▶ Bases specified with casters include two locking and two non-locking casters.
- ▶ Bases specified with glides have four adjustable glides, which adjust 1".
- ▶ Flip-top base is standard with casters.
- ▶ When post legs are used with 18" W tops, post leg to be specified with glides only.



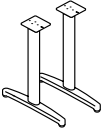
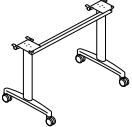
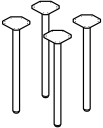
Description	Model	Ship Weight	Cube	List by Paint Grade	
				Core	Choice/Metallics
 <p>Fixed Height T-Leg Base (Includes 2 T-legs) For 18" D Table Tops For 24" D and 30" D Table Tops (excluding 84" W and 96" W Rectangular Tops)</p>	HMBTLEG18	12	3.6	\$ 328	\$ 348
	HMBTLEG24	14	3.6	\$ 328	\$ 348
 <p>Flip-top Base (Includes 1 Complete Base) For 18" D x 48" W Rectangular Table Tops For 18" D x 60" W, 72" W Rectangular Table Tops For 24" D x 48" W and 32" D x 48" W Rectangular Tops and 30" D x 60" W Half-Round Table Tops For 24" D x 60" W, 72" W Rectangular Table Tops For 24" D x 84" W, 96" W Rectangular Table Tops For 30" D x 48" W Rectangular Table Tops For 30" D x 60" W, 72" W Rectangular Table Tops For 30" D x 84" W, 96" W Rectangular Table Tops</p>	HMBFLIP18S	23	4.1	\$ 483	\$ 503
	HMBFLIP18L	26	4.1	\$ 483	\$ 503
	HMBFLIP24S	24	4.1	\$ 483	\$ 503
	HMBFLIP24L	27	4.1	\$ 483	\$ 503
	HMBFLIP24XL	31	6.0	\$ 580	\$ 600
	HMBFLIP30S	24	4.1	\$ 483	\$ 503
	HMBFLIP30L	27	4.1	\$ 503	\$ 503
	HMBFLIP30XL	32	6.0	\$ 580	\$ 600
 <p>Post Leg Base (Includes 4 Post Legs) For all Tops (excluding 84" W and 96" W Rectangular tops and 32" x 48" Half-Round Tops)</p>	HMBPOST	18	2.3	\$ 276	\$ 296

Table Top to Base Compatibility Chart:

	Flip-Top	T-Leg	Post Leg
18" D x 48" W	HMBFLIP18S	HMBTLEG18	HMBPOST*
18" D x 60" W	HMBFLIP18L	HMBTLEG18	HMBPOST*
18" D x 72" W	HMBFLIP18L	HMBTLEG18	HMBPOST*
24" D x 48" W	HMBFLIP24S	HMBTLEG24	HMBPOST
32" D x 48" W HR	HMBFLIP24S	HMBTLEG24	N/A
30" D x 60" W HR	HMBFLIP24S	HMBTLEG24	HMBPOST
24" D x 60" W	HMBFLIP24L	HMBTLEG24	HMBPOST
24" D x 72" W	HMBFLIP24L	HMBTLEG24	HMBPOST
24" D x 84" W	HMBFLIP24XL	N/A	N/A
24" D x 96" W	HMBFLIP24XL	N/A	N/A
30" D x 48" W	HMBFLIP30S	HMBTLEG24	HMBPOST
30" D x 60" W	HMBFLIP30L	HMBTLEG24	HMBPOST
30" D x 72" W	HMBFLIP30L	HMBTLEG24	HMBPOST
30" D x 84" W	HMBFLIP30XL	N/A	N/A
30" D x 96" W	HMBFLIP30XL	N/A	N/A

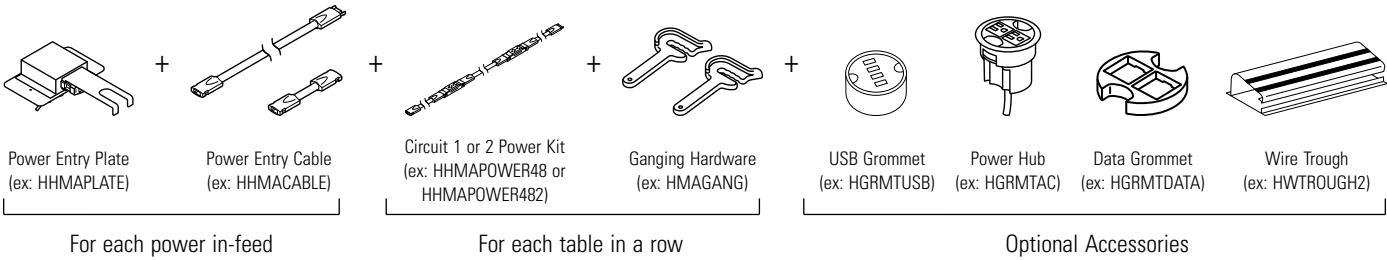
*Post legs should be specified with glides for use on 18" D worksurfaces.

How to specify	1st Option	2nd Option
<p>Select Model Number from above</p> <p>H M B T L E G 1 8 .</p>	<p>Select Glide/Caster Option</p> <p>G Glide C Caster</p> <p>Flip-top base is available with casters only When post legs are used with 18" D tops, specify with glides only</p> <p>G .</p>	<p>Select Paint Color</p> <p>See page 579</p> <p>T 1 </p>

4-Trac Electrical System

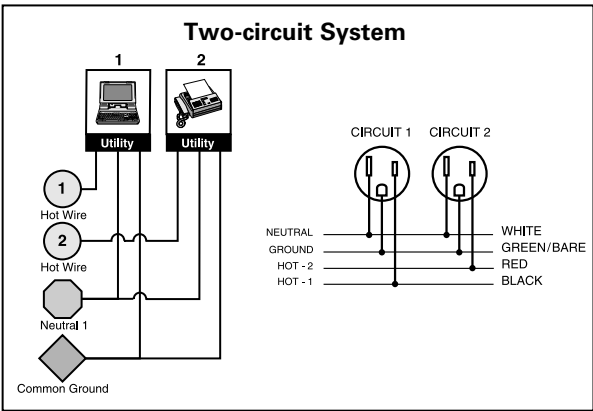
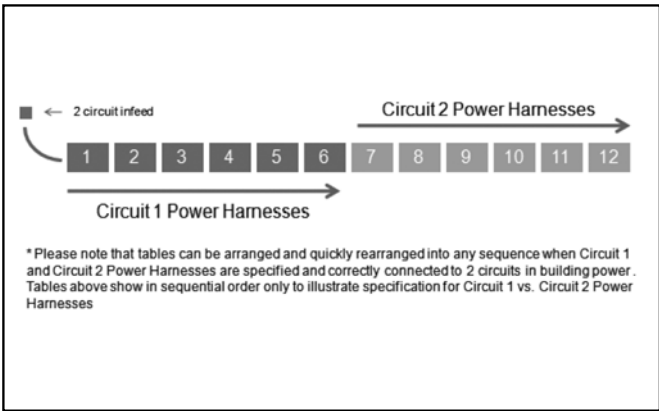
The 4-Trac Electrical System is a UL-listed, Manufactured Wiring System that seamlessly passes power from one worksurface to another. This low-profile non-sequential electrical system allows tables to be “daisy-chained” together in any desired order and allows users to reconfigure quickly due to simple connectable/disconnectable links.

- UL listed as a Manufactured Wiring System
- Meets requirements of UL 183 and National Electric Code Article 604
- 4-Wires, 2-circuits, 20 Amps each (Circuit 1 and Circuit 2 only)
- 13 Duplex Receptacles per circuit, 26, 15 Amp Duplex receptacle per power in-feed
- Electrical system attaches directly to underside of worksurface with included brackets
- Up to twelve tables can be linked together



Steps for Electrical Specifications:

1. Determine how many rows of tables are needed and order the following:
 - One HHMAPLATE per row (or power in-feed)
 - One HHMACABLE per row (or power in-feed)
2. Order one power harness per table in each row
 - For 1-6 tables in a row (see illustration 1)
 - Order Circuit 1 Power Harnesses (ex. If powering six 24x60 tables order six sets of HHMAPOWER60)
 - For 7-12 tables in a row (see illustration 1)
 - Order Circuit 1 Power Harness for first six tables and Circuit 2 Power Harness for remaining tables (ex. If powering eight 24x60 tables, order six sets of HHMAPOWER60 and two sets of HHMAPOWER602)
3. Order one set of ganging hardware per table (ex. HMAGANG)
4. Determine which accessories are needed:
 - a. Power Hub model HGRMTAC — to access power at worksurface.
 - b. USB Grommet model HGRMTUSB — to access USB ports at the worksurface.
 - c. Data Grommet model HGRMTDATA — to access data at worksurface.
 - d. Wire Management strips model HBTMS — for vertical and horizontal wire management.
 - e. Wire Trough models HWTROUGH1, HWTROUGH2, HHWTROUGH34 or HHWTROUGH58 — oversized horizontal wire trough.



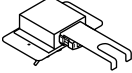
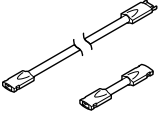







For typical power usage, see chart on page 591.

► Ganging Hardware must be ordered and installed on tables when using 4-trac electrical systems. See page 586 for Ganging Hardware.

► As a UL-listed manufactured wiring system, the 4-Trac Electrical system can be used with other series such as Adjustable Height Training Tables, Perpetual tables, *basyx*® Training tables and L-Series Conference tables.

► Each power kit includes two duplex receptacles and attaches to the underside of the worksurface with included brackets.

► Power kits are compatible with various base types including Flip-Top, T-Leg and Post-Leg.

	Description	Model	Ship Weight	Cube	List
	Power Entry Plate	HHMAPLATE	1.0	0.2	\$ 67
	Power Entry Cable <ul style="list-style-type: none"> • 6' power entry cable with male/female adapter • Connects table to power entry plate 	HHMACABLE	1.8	0.2	\$ 111
	Power Jumper Cable To connect tables front to front	HHMAJUMP	0.5	0.3	\$ 35
	Circuit 1 Power Kit for 48''W Table	HHMAPOWER48	1.8	0.3	\$ 208
	Circuit 1 Power Kit for 60''W Table	HHMAPOWER60	2.0	0.3	\$ 208
	Circuit 1 Power Kit for 72''W Table	HHMAPOWER72	2.2	0.3	\$ 213
	Circuit 1 Power Kit for 84''W Table	HHMAPOWER84	2.4	0.3	\$ 221
	Circuit 1 Power Kit for 96''W Table	HHMAPOWER96	2.6	0.3	\$ 227
	Circuit 2 Power Kit for 48''W Table	HHMAPOWER482	1.8	0.3	\$ 203
	Circuit 2 Power Kit for 60''W Table	HHMAPOWER602	2.0	0.3	\$ 208
	Circuit 2 Power Kit for 72''W Table	HHMAPOWER722	2.2	0.3	\$ 213
	Circuit 2 Power Kit for 84''W Table	HHMAPOWER842	2.4	0.3	\$ 221
	Circuit 2 Power Kit for 96''W Table	HHMAPOWER962	2.6	0.3	\$ 227
 SIN 71-302	USB Grommet <ul style="list-style-type: none"> • Fits in 3'' round grommet holes • Field installed with Plug-and-play ease • Available in Black (P) and Matte Chrome (Z9) only. Example: HGRMTUSB.P <p>Must be ordered with a configurable end product. If ordered separately, not on GSA Contract.</p>	HGRMTUSB	7 	0.9	\$ 88
 SIN 71-302	Power Hub, 3'' Grommet Mount <ul style="list-style-type: none"> • Fits in 3'' round grommet holes • Field installed with Plug-and-play ease • Two grounded AC power outlets • Includes 6' cord with three-prong plug • Available in Black only. Specify X when ordering. Example: HGRMTAC.X 	HGRMTAC	1.3	0.2	\$ 85
	Data Grommet Blank grommet kit that includes adapters for a variety of manufacturers jacks and couplers. <ul style="list-style-type: none"> • Fits in 3'' round grommet holes • Field installed with Plug-and-play ease • Includes 6' cord with three-prong plug • Available in Black only. Specify P when ordering. Example: HGRMTDATA.P 	HGRMTDATA	0.2	0.2	\$ 11
	Wire Trough <ul style="list-style-type: none"> • 5/4''H x 5/4''D x 17/4''L, For use with 48'' Table Tops • 5/4''H x 5/4''D x 34''L, For use with 60'' Table Tops • 5/4''H x 5/4''D x 42/4''L, For use with 72'' Table Tops • 5/4''H x 5/4''D x 58''L, For use with 84'' and 96'' Table Tops • Available in Black only. Specify P when ordering. Example: HWTROUGH2.P 	HWTROUGH2 HHWTROUGH34 HWTROUGH1 HHWTROUGH58	3.0 1.5 2.0 2.1	0.7 0.3 0.3 0.6	\$ 48 \$ 84 \$ 104 \$ 132

GSA — Above models receive special use discounting.

How to specify

Select Model Number from above

H | H | M | A | P | L | A | T | E |

 Icon Legend on page 11




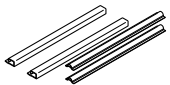

Huddle™ Table Accessories

GSA SIN 711-11 Except as Noted



- ▶ Vertical Wire Management Strips must be trimmed when applied to legs of T-Leg and Flip-Top Bases with casters.
- ▶ Ganging Hardware must be ordered and installed on tables when using 4-trac electrical systems.
- ▶ Modesty panels are available in three different lengths, 48", 60" and 72".
- ▶ Wire management strips fasten to underside of table and route cords from floor to grommet.
- ▶ Modesty panel includes template to attach to underside of worksurface.
- ▶ Ganging hardware attaches to underside of table in pre-drilled pilot holes.



Description	Model	Ship Weight	Cube	List by Paint Grade	
				Core	Choice/Metallics
 <p>Modesty Panel For 48" W Table Tops For 60" W Table Tops For 72" W Table Tops</p>	HMAMODP48	10	1.2	\$ 155	\$ 175
	HMAMODP60	12	1.2	\$ 171	\$ 191
	HMAMODP72	13	1.2	\$ 186	\$ 206
 <p>Ganging Hardware • Includes two ganging links and two screws • No color designator when specifying. <i>Example: HMAGANG.</i></p>	HMAGANG	1 	0.1	\$ 70	
 <p>Wire Management Strips Includes: 2 - 24" vertical strips 2 - 24" horizontal strips • Available in Black only. <i>Specify P when ordering. Example: HBTMS.P.</i></p>	HBTMS	3 	0.2	\$ 84	



Open Market

How to specify	<p>Select Model Number from above</p> <p>H M A M O D P 4 8 .</p>	<p>1st Option</p> <p>Select Paint Color</p> <p>See page 579</p> <p>P</p>
----------------	---	---

   Icon Legend on page 11

Adjustable Height Training Tables

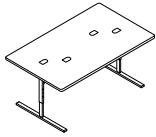
GSA SIN 711-2

- ▶ Tops are laminate over 1 1/8" thick solid core high-performance particleboard.
- ▶ Underside of tops are sealed to resist warping.
- ▶ Tables are shipped disassembled. 
- ▶ All tables adjust in height from 22 1/2" to 32 1/2" H, adjustable in 1" increments. Legs are locked in place with screws. Hex wrench provided.
- ▶ Model HCAST/S4 adds 4" height to tables.
- ▶ Plastic leveling glides provide 1/2" adjustability with a base diameter of 1".
- ▶ Tables meet American Disabilities Act requirements for wheelchair accessibility. 
- ▶ 18" D tables do not accept keyboard platforms.
- ▶ 36" & 48" W tables are designed to accommodate one H4022, H4028, H4029 or HDLKP keyboard platform only.
- ▶ 60" & 72" W tables will only accommodate keyboard platform model HDLKP.
- ▶ 72" W and 84" W models require HEDKBRDAC Adapter Kit if installing HDLKP Keyboard Platform or HCPU2 CPU holder.
- ▶ Tables accommodate H60999 easy connector kit for ganging of tables.
- ▶ The 24" and 30" D edges of the Trapezoid tops do not work together in ganging or group applications due to the clearance of the legs. These models are designed to group with the rectangular models. Two Trapezoid tops may be ganged along the 48" and 60" W edges.
- ▶ Trapezoid sizes use 48" and 36" W wire management trays.
- ▶ Wire management trays are available for 36", 48", 60", & 72" W rectangle tables.
- ▶ Models HEDB3672G and HEDB3660G are standard with two wire management trays.

 **Grommets standard in Black.**



Edge Detail



Description

Model





Ship Weight

Cube

List

Rectangular Adjustable Height Training Table Tops

72" W x 36" D x 22 1/2" - 32 1/2" H (4 grommets)
60" W x 36" D x 22 1/2" - 32 1/2" H (4 grommets)

HEDB3672G   125 10.5 \$1017
HEDB3660G   118 10.1 \$ 858

NOTES: Dual-sided tables, user can be positioned on either side allowing up to four users. Includes two wire management trays. Accommodates model HDLKP keyboard platform.



Trapezoid Adjustable Height Training Table Tops

60" W x 30" D x 22 1/2" - 32 1/2" H (1 grommet)

HEDT3060G   100 8.5 \$ 553

NOTES: Leading edge: 30 1/2" W. Rear edge: 59 1/2" W. Front-to-back: 26 1/4" D. Use model HEDWM48 Wire Management Tray — see page 590.

48" W x 24" D x 22 1/2" - 32 1/2" H (1 grommet)

HEDT2448G   67 5.2 \$ 499

NOTES: Leading edge: 24 1/2" W. Rear edge: 47 1/2" W. Front-to-back: 21" D. Use model HEDWM36 Wire Management Tray — see page 590.

How to specify

Select Model Number from above	1st Option Select Grommet	2nd Option Select Laminate	3rd Option Select Edge	4th Option Select Paint
H E D B 3 6 7 2 .	G . Grommet	N . See pages 556-557	P . See page 557	P . See page 557



Description

Model









Ship Weight



Cube

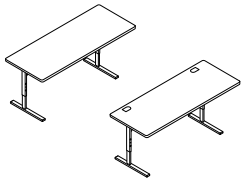
List

Rectangular Adjustable Height Training Table Tops









84" W x 18" D x 22 1/2" - 32 1/2" H
72" W x 18" D x 22 1/2" - 32 1/2" H
60" W x 18" D x 22 1/2" - 32 1/2" H
48" W x 18" D x 22 1/2" - 32 1/2" H

HED1884   88 9.6 \$ 615
HED1872   79 8.2 \$ 495
HED1860   70 6.9 \$ 425
HED1848   66 5.2 \$ 400

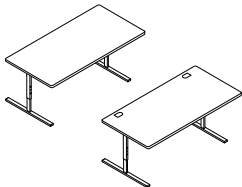
 **18" D tops are not available with grommets.**
 **18" D tables are not designed to accept keyboard platforms.**











72" W x 24" D x 22 1/2" - 32 1/2" H
60" W x 24" D x 22 1/2" - 32 1/2" H
48" W x 24" D x 22 1/2" - 32 1/2" H
36" W x 24" D x 22 1/2" - 32 1/2" H

HED2472   102 8.2 \$ 476
HED2460   88 6.9 \$ 405
HED2448   74 5.2 \$ 380
HED2436   60 4.1 \$ 365

NOTES: Specify with or without grommets.



72" W x 30" D x 22 1/2" - 32 1/2" H
60" W x 30" D x 22 1/2" - 32 1/2" H
48" W x 30" D x 22 1/2" - 32 1/2" H
36" W x 30" D x 22 1/2" - 32 1/2" H

HED3072   114 10.1 \$ 502
HED3060   100 8.5 \$ 433
HED3048   84 6.8 \$ 400
HED3036   71 5.2 \$ 382

NOTES: Specify with or without grommets.

NOTE: See page 590 for Adjustable Height Training Table Accessories.

How to specify

Select Model Number from above	1st Option Select Grommet	2nd Option Select Laminate	3rd Option Select Edge	4th Option Select Paint
H E D 1 8 8 4 .	N . No Grommet G Grommet (\$20 upcharge for grommets) 18" D tables available with "N" option only	N . See pages 556-557	P . See page 557	P . See page 557

    Icon Legend on page 11

- ▶ Sit/Stand Table adjusts from 27"-41" H.
- ▶ Standard with CPU holder and cord management tray.
- ▶ Tables meet American Disabilities Act requirements for wheelchair accessibility. 

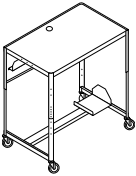


- ▶ Modesty panels are constructed of 3/4" thick laminate with a 1/2 mil vinyl edge band.
- ▶ Modesty panels shown fit on Adjustable Height Training Tables shown on page 588.

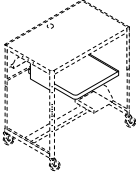

- ▶ Modesty panels can be used in conjunction with cord management trays HEDWM36, HEDWM48, HEDWM60 and HEDWM72.

▲ Modesty panels are NOT designed to be used with Power Raceway models HULP36, HULP48, HULP60 and HULP72.

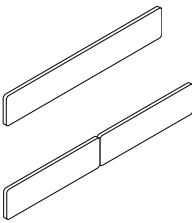





▲ Grommets standard in Black.

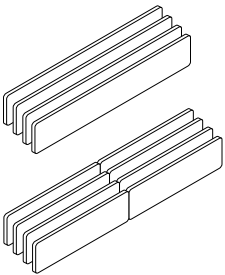







Description	Model	Ship Weight	Cube	List
 <p>Mobile Computer Sit/Stand Training Tables</p> <ul style="list-style-type: none"> • Worksurface adjusts from 27"H-41"H in two inch increments. • Height adjustment at 27", 29", 31", 33", 35", 37", 39" and 41"H. • Worksurface measures 37"W x 22 1/2"D. • Worksurface standard with non-skid rubber mat. • Modesty panel features an integrated cord management tray. • Modesty panel measures 37"W x 4"H x 1 1/2"D. • 4" casters, two locking. • Adjustable CPU holder that mounts to the left or right of the table frame. • CPU holder adjusts from 6 1/2"-11 3/4"W. <p>▲ Available in Mist Gray (N1) only.</p>	HEDC41J  	61	17.9	\$ 548

 <p>Metal Keyboard Shelf</p> <ul style="list-style-type: none"> • Shelf measures 20"W x 18"D, with 1/8" rounded lip on the edge. • Keyboard shelf attaches to the underside of model HEDC41J worksurface. • Two brackets mount to underside of worksurface through pre-drilled holes. <p>▲ Available in Mist Gray (N1) only.</p>	HEDPOS	14 	2.2	\$ 291
--	---------------	--	-----	--------

How to specify	<p>Select Model Number from above</p> <p>H E D C 4 1 J .</p>	<p>1st Option</p> <p>Select Paint Color</p> <p>N1 Mist Gray (only)</p> <p>N 1 </p>
----------------	--	---

Description	Model	Ship Weight	Cube	List
 <p>Modesty Panels (Packaged 1 to a carton)</p> <p>36"W x 10"H HEDM36S 14  0.9 \$ 199</p> <p>48"W x 10"H HEDM48S 16  1.1 \$ 228</p> <p>60"W x 10"H HEDM60S 19  1.4 \$ 282</p> <p>72"W x 10"H HEDM72S 22  1.1 \$ 311</p> <p>84"W x 10"H HEDM84S 25  1.2 \$ 338</p> <p>NOTES: 72" and 84"W models are two-piece panels. Modesty panels for use on Adjustable Height Training Tables on page 588.</p> <p>▲ Laminate selection limited to Light Gray (Q) and Natural Maple (D).</p>				

 <p>Bulk-Pack Modesty Panels (Packaged 4 to a carton)</p> <p>36"W x 10"H HEDM36B 38  2.1 \$ 788</p> <p>48"W x 10"H HEDM48B 47  2.3 \$ 900</p> <p>60"W x 10"H HEDM60B 56  3.3 \$1122</p> <p>72"W x 10"H HEDM72B 68  2.7 \$1236</p> <p>84"W x 10"H HEDM84B 86  3.1 \$1348</p> <p>NOTES: 72" and 84"W models are two-piece panels. Pricing shown is per carton. 72" and 84"W models are two-piece panels. Modesty panels for use on Adjustable Height Training Tables on page 588.</p> <p>▲ Bulk pack modesty panels are ordered and shipped four (4) panels per carton. Ordering 2 of Model HEDM36B will result in 2 cartons being shipped, giving you 8 modesty panels. Each set of four (one carton), must be the same color.</p> <p>▲ Laminate selection limited to Light Gray (Q) and Natural Maple (D).</p>				
---	--	--	--	--

NOTE: See page 590 for Adjustable Height Training Tables Accessories.

How to specify	<p>Select Model Number from above</p> <p>H E D M 3 6 S .</p>	<p>1st Option</p> <p>Select Laminate</p> <p>Q Light Gray D Natural Maple</p> <p>D .</p>	<p>2nd Option</p> <p>Select Edge Option</p> <p>Q Light Gray D Natural Maple</p> <p>D </p>
----------------	--	--	---

     Icon Legend on page 11

- ▶ Model HCAST/S4 adds 4'' height to training table.
- ▶ Caster option HCAST/S2 will increase overall height of training tables by 2''.
- ▶ Wire Management Tray dimensions:
 HEDWM72 4''H x 2½''D x 57⅞''L
 HEDWM60 4''H x 2½''D x 45⅞''L
 HEDWM48 4''H x 2½''D x 33⅞''L
 HEDWM36 4''H x 2½''D x 21⅞''L



	Description	Model	Ship		List
			Weight	Cube	
	Accessories				
	Wire Management Tray for 72''W Rectangular Training Table	HEDWM72*	10.5	1.0	\$ 134
	Wire Management Tray for 60''W Rectangular Training Table	HEDWM60	9.0	0.8	\$ 120
	Wire Management Tray for 48''W Rectangular and Trapezoid Training Table	HEDWM48	6.5	0.6	\$ 109
	Wire Management Tray for 36''W Rectangular and Trapezoid Training Table	HEDWM36	5.0	0.4	\$ 95

NOTES: Attaches to underside of worksurface with screws provided. End caps of tray each include 1'' Dia. wire grommet.

▲ **When used with Adjustable Height Training Tables 72''W or 84''W modesty panels, you must order two (2) HEDWM36 as those modesty panels come in two pieces.**

▲ **Available in Black (P) or Light Gray (Q) only.**



Black only

Four 2'' swivel casters — 2 locking, 2 non-locking For use with Adjustable Height Training Tables on page 588. Will increase height of table 2''.	HCAST/S2	1.0	0.1	\$ 47
▲ Available in Black (P) only.				



Black only

Four 4'' swivel casters — 2 locking, 2 non-locking For use with Adjustable Height Training Tables on page 588. Will increase height of table 4''.	HCAST/S4	4.0	0.3	\$ 79
▲ Available in Black (P) only.				



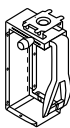
Black only

Sliding Keyboard Tray 21½''W x 10¼''D	HDLKP	10.0	0.7	\$ 204
<ul style="list-style-type: none"> • Clearance for keyboards up to 2.75'' in height. • Minimum clearance for mounting: 20''W x 15½''D. • Fits all Adjustable Height Training Tables. 				
▲ Must use Adapter Kit HEDKBRDAC when mounting to 72'' and 84''W Adjustable Height Training Tables, except for Dual-sided worksurfaces to accommodate for stiffener on underside of table.				
▲ Black only (P) laminate specification color code required.				




Black only

CPU Tower Holder Metal Clamp Bracket	HEDCPM	4.0	0.3	\$ 136
NOTES: Attach to inside or outside of adjustable leg.				
▲ Available in Black (P) only.				
▲ Designed to be used on Adjustable Height Training Tables ONLY.				



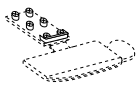
Black only
SIN 711-1, 711-2

CPU Holder	HCPU2	7.5	0.5	\$ 139
▶ Black Finish				
<ul style="list-style-type: none"> • Supports up to 85 lbs. • Height adjustable from 15'' to 24'' below worksurface. • Width adjustable to accept units from 3'' to 9''W. • Must use Adapter Kit HEDKBRDAC when mounting to 72'' and 84''W Adjustable Height Training Tables except for dual-sided workstations. • Must mount inside unit only, attaches to underside of top with four screws. • Do not mount in middle of worksurface; mount near legs. 				



Black only

Easy Connector Kit	H60999	0.5	0.1	\$ 40
For quick connection of rectangular-shaped desks to rectangular-shaped desks.				
NOTES: Includes 4 knobs and 2 hooks.				



Keyboard Adapter Kit	HEDKBRDAC	2.0	0.2	\$ 35
For 72'' and 84''W Training Table				
NOTES: Consists of mounting blocks and decorative end cap to maintain aesthetics. Order HDLKP keyboards separately. For use with 72'' and 84''W Adjustable Height Training Table (except for dual-sided training tables). Allows attachment of HDLKP, HCPU2 and HCPU3.				

NOTE: See pages 588-589 for Adjustable Height Training Tables.

How to specify	Select Model Number from above	1st Option Select Paint Color
	H E D W M 7 2 .	P Black Q Light Gray Light Gray (Q) specified for models HEDWM72, HEDWM60, HEDWM48 and HEDWM36 only P

Icon Legend on page 11

ADJUSTABLE HEIGHT TRAINING TABLES HARDWARE SOLUTION

To Order:

1. Determine which electrical system you will use after consulting your electrician and computer support personnel:

- **The Four-circuit system (4-Hot/2-Neutral/2-Ground)**
 - 3 + 1 option
 - 2 + 2 option
- **The Three-circuit system (3-Hot/3-Neutral/2-Ground)**

2. Determine location, quantity and circuit of duplexes.
3. Determine the appropriate choice and use of Isolated, Isolated/Dedicated and Separate Neutral circuits.
4. Specify appropriate Power Harnesses* and Jumper Cables.*
5. Determine the location, quantity and type of Power In-feed needed.

* Select Power Harness models (HULHXX) and Jumper Cables (HULJCX).

Electrical System Options

The four-circuit, eight-wire electrical system is widely specified and trusted by hundreds of thousands of end-users. This proven system delivers four circuits for every power infeed in either a 3 + 1 or 2 + 2 configuration. The isolated/dedicated circuits are ideal for sensitive computing equipment, while the common circuits are suitable for faxes, copiers, task lights and other peripherals. Both the 3 + 1 and 2 + 2 systems use the same pre-wired components, making it easy to adjust as electrical needs change.

You can also choose a three-circuit, eight-wire system that has a dedicated neutral for every hot circuit. The three-circuit components have model numbers with an "A" suffix and appear in a gray box in this pricer.

Two 8-wire, 20 AMP (15 AMP Canadian) electrical systems are offered					
Electrical System	Circuitry	Receptacle Capacity			
Four-circuit 4-Hot/2-Neutral/2-Ground (10 gauge neutral wires)	3 + 1	Common Circuit-1 HULDC14	Common Circuit-2 (1) HULDC24	Common Circuit-3 HULDC34	Iso/Dedicated Circuit-4 HULDC44
	2 + 2	Common Circuit-1 HULDC14	Common Circuit-2 HULDC24	Isolated Circuit-3 HULDC64	Isolated Circuit-4 HULDC44
Three-circuit 3-Hot/3-Neutral/2-Ground (12 gauge neutral wires)	w/separate neutrals	Common Circuit-1 HULDC14A	Common Circuit-2 HULDC24A	Iso/Dedicated Circuit-3 HULDC34A	N/A

NOTES:

- Four-circuit components and three-circuit components (with suffix "A") cannot be used together.
- Components of the two systems are keyed differently to prevent components of one system from being connected to components of another system.
- HON Cat. Nos. are printed on the UL labels, and components are color-coded to provide visual identification of the different components.
- Four-circuit components have black plastic parts.
- Three-circuit components have rust-colored terminal ends and receptacle backs are rust colored.

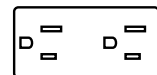
(1) Circuit-2 (one of the 3 common circuits sharing a neutral wire) cannot be used with a single-phase building electrical supply.

Typical power usage by the most commonly specified office equipment.

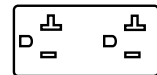
Source: Industry Analysis, Inc., Rochester, NY

EQUIPMENT	AMPS	EQUIPMENT	AMPS	EQUIPMENT	AMPS
Computers		Copiers		FAX Machines	
Personal Computer	3	Desktop Copier	15	InkJet FAX	less than 1
Notebook Computer	2	Console Copier	20	Thermal FAX	less than 1
		Copier/Duplicator	30	Plain paper FAX	8
Monitors		Printers		Task Lights	
13" Color Monitor	2	Dot Matrix	less than 1	36" T8 Fluorescent	0.2/bulb
17" Color Monitor	3	InkJet	less than 1	48" T8 Fluorescent	0.3/bulb
21" Color Monitor	4	Personal Laser or LED	8		
15" Plasma Monitor	0.5	Workgroup Laser or LED	15		
20" Plasma Monitor	1				

Duplex Receptacles



15 AMP Receptacle



20 AMP Receptacle
(Required by some large copiers.)

ADJUSTABLE HEIGHT TRAINING TABLES HARDWIRE SOLUTION

- ▶ Electrical components are UL Listed and CSA Certified.
- ▶ It is the customer's responsibility to ensure that the use of pre-wired electrical system, the number of receptacles used on a given circuit, and connection to a building power source be in compliance with all local and national electrical codes.
- ▶ A licensed electrician must make connections to a building electrical supply.
- ▶ Electrically connected tables must be mechanically connected in a straight line using HON Model H60999 Easy Connector Kit — see page 590.
- ▶ Contact Customer Service for additional information.
- ⚠ **Electrical can only be used in "in-line" table configurations — not "U", "L" or back-to-back layouts.**
- ⚠ **Four-circuit components and Three-circuit components (with suffix "A") not designed to be used together. See pages 330-331.**

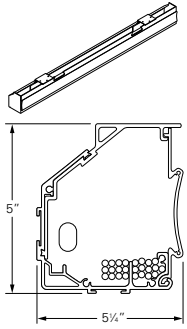
Maximum Receptacle Capacity

Table Widths	36	48	60	72
Maximum of 2 duplexes per table	X	X		
Maximum of 4 duplexes per table			X	X

NOTES: There is a maximum of 13 duplexes to a circuit.

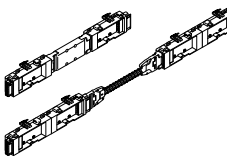
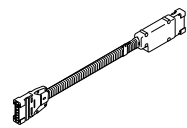
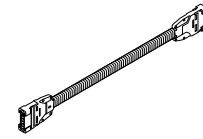
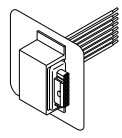
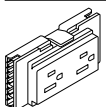
Description	Model	Ship Weight	Cube	List
Power Raceways				
For 36" W Tables — 35½" L x 5¼" D x 5" H	HULP36	12.0	1.0	\$ 363
For 48" W Tables — 47½" L x 5¼" D x 5" H	HULP48	15.0	1.4	\$ 422
For 60" W Tables — 59½" L x 5¼" D x 5" H	HULP60	19.0	1.7	\$ 492
For 72" W Tables — 71½" L x 5¼" D x 5" H	HULP72	23.0	2.0	\$ 570

NOTES: For use on Adjustable Height Training Tables (24" and 30" D only) only. Not compatible with HON Initiate® electrical systems or Initiate and 38000 Series desks.
 ⚠ **Available in Black (P) only.**



Cross Sectional View of Power Raceway

How to specify	Select Model Number from above	1st Option Select Color (if applicable) P Black (only)
	H U L P 3 6 .	P

Description	Max. Recept. Cap. per Table	Four-circuit 3 + 1 2 + 2	Three-circuit, Separate Neutrals	Ship Weight	Cube	List
 Electrical Power Harnesses For 36" W Tables For 48" W Tables For 60" W Tables For 72" W Tables	2 2 4 4	HULH36 HULH48 HULH60 HULH72	HULH36A HULH48A HULH60A HULH72A	2.0 [S] 0.5 3.0 [S] 0.5 3.0 [S] 0.5 4.0 [S] 0.5	0.5 0.5 0.5 0.5	\$ 163 \$ 199 \$ 249 \$ 263
 Jumper Cables Connects power harnesses Expandable Jumper Cable for table-to-table connection (20" L).		HULJC	HULJCA	1.5 [S] 0.2	0.2	\$ 90
 Power In-Feed Cables Power In-Feed Cable (72" long conduit) Connects Table to Power Entry Plate.		HULF6	HULF6A	4.0 [S] 0.3	0.3	\$ 133
 Rotating Power Entry Plate		HULP4	HULP4A	1.5 [S] 0.2	0.2	\$ 90
⚠ Available in Black only; no color specification required.						
 Duplex Receptacles Circuit 1 Circuit 2 Circuit 3 (except 2 + 2 — see below) Circuit 4 — isolated, dedicated circuit Circuit 1 — (20 amp outlet configuration) Circuit 3 — (2 + 2)		HULDC14 HULDC24 HULDC34 HULDC44 HULDC54 HULDC64	HULDC14A HULDC24A HULDC34A HULDC44A HULDC54A	1.0 [S] 0.5 1.0 [S] 0.5 1.0 [S] 0.5 1.0 [S] 0.5 1.0 [S] 0.5 1.0 [S] 0.5	0.5 0.5 0.5 0.5 0.5 0.5	\$ 30 \$ 30 \$ 30 \$ 30 \$ 30 \$ 30
⚠ Available in Black only; no color specification required.						

Black only

Each marked with Circuit Number
Black only

⚠ [S] Icon Legend on page 11

ADJUSTABLE HEIGHT TRAINING TABLES SOFTWARE SOLUTION

Interlink Software Power Solution

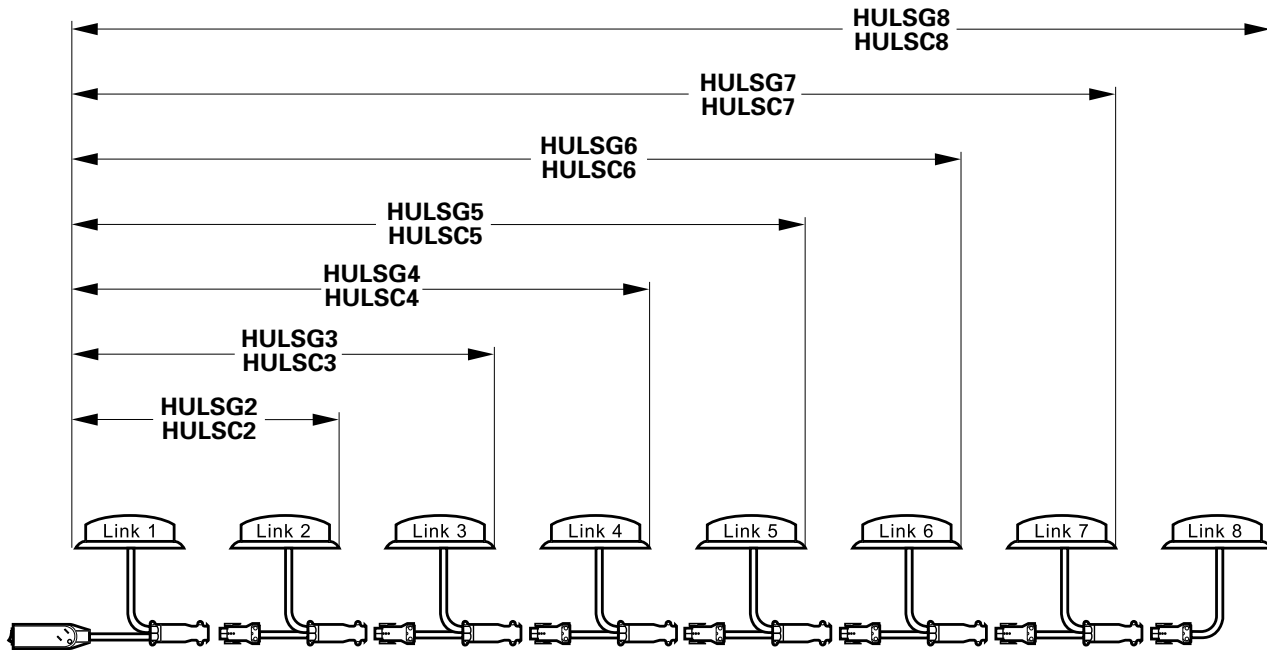
- ▶ Single circuit power.
- ▶ 12 AMP system rating.
- ▶ 15 AMP power cord with 15 AMP over-current protection.

- ▶ Up to 8 duplex devices must be connected in sequence.
- ▶ 40 feet maximum total length.
- ▶ See page 594 for model specification.

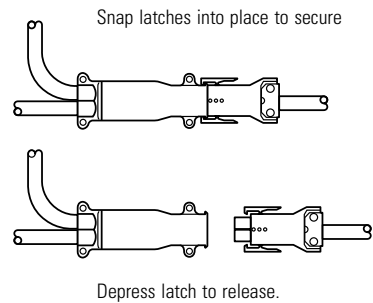
- ▶ Electrically connected tables must be mechanically connected using HON Model H60999 Easy Connector Kit — see page 590.

- ▶ UL Listed for use on Adjustable Height Training Tables series.

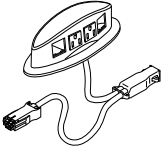
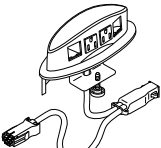
⚠ Interlink Software Power Solution is an independent system not designed to be used with hardware power systems on pages 591-592.



Description	Model	Link	Connects to
Starter Link – 1	HULSG1/HULSC1	Link 1 Black	Power Source
Add On Link – 2	HULSG2/HULSC2	Link 2 Black/Red	Link 1
Add On Link – 3	HULSG3/HULSC3	Link 3 Red/Blue	Link 2
Add On Link – 4	HULSG4/HULSC4	Link 4 Blue/Orange	Link 3
Add On Link – 5	HULSG5/HULSC5	Link 5 Orange/Yellow	Link 4
Add On Link – 6	HULSG6/HULSC6	Link 6 Yellow/Green	Link 5
Add On Link – 7	HULSG7/HULSC7	Link 7 Green/White	Link 6
Add On Link – 8	HULSG8/HULSC8	Link 8 White	Link 7



ADJUSTABLE HEIGHT TRAINING TABLES SOFTWARE SOLUTION

	Description	Model	Ship Weight	Cube	List
	Interlink Software Power Solution — Grommet Style Grommet Style NOTES: Fits into worksurface grommet cutouts. Provides two 15-amp simplex receptacles, two voice/data ports, voice/data adapter kit (to accept couplers and jacks; couplers and jacks not included) and 6' long power cord. ▲ Available in Black only; no color specification required.	HULSG1	2.0	0.2	\$ 248
	Includes Starter Link 1 (Black) and Link 2 (Black/Red)	HULSG2	4.0	0.2	\$ 480
	Includes Starter Link 1 (Black), Link 2 (Black/Red) and Link 3 (Red/Blue)	HULSG3	6.0	0.8	\$ 667
	Includes Starter Link 1 (Black), Link 2 (Black/Red), Link 3 (Red/Blue) and Link 4 (Blue/Orange)	HULSG4	7.0	0.8	\$ 853
	Includes Starter Link 1 (Black), Link 2 (Black/Red), Link 3 (Red/Blue), Link 4 (Blue/Orange) and Link 5 (Orange/Yellow)	HULSG5	8.0	0.8	\$1040
	Includes Starter Link 1 (Black), Link 2 (Black/Red), Link 3 (Red/Blue), Link 4 (Blue/Orange), Link 5 (Orange/Yellow) and Link 6 (Yellow/Green)	HULSG6	11.0	1.7	\$1229
	Includes Starter Link 1 (Black), Link 2 (Black/Red), Link 3 (Red/Blue), Link 4 (Blue/Orange), Link 5 (Orange/Yellow), Link 6 (Yellow/Green) and Link 7 (Green/White)	HULSG7	12.0	1.7	\$1415
	Includes Starter Link 1 (Black), Link 2 (Black/Red), Link 3 (Red/Blue), Link 4 (Blue/Orange), Link 5 (Orange/Yellow), Link 6 (Yellow/Green), Link 7 (Green/White) and Link 8 (White/White)	HULSG8	13.0	1.7	\$1605
	Interlink Software Power Solution — Clamp-on Style Edge Mount Style NOTES: Attaches to worksurface with thumbscrew application. Provides two 15-amp simplex receptacles, two voice/data ports, voice/data adapter kit (to accept couplers and jacks; couplers and jacks not included) and 6' long power cord. ▲ Available in Black only; no color specification required.	HULSC1	2.0	0.4	\$ 261
	Includes Starter Link 1 (Black) and Link 2 (Black/Red)	HULSC2	5.0	0.4	\$ 508
	Includes Starter Link 1 (Black), Link 2 (Black/Red) and Link 3 (Red/Blue)	HULSC3	7.0	0.8	\$ 724
	Includes Starter Link 1 (Black), Link 2 (Black/Red), Link 3 (Red/Blue) and Link 4 (Blue/Orange)	HULSC4	8.0	0.8	\$ 941
	Includes Starter Link 1 (Black), Link 2 (Black/Red), Link 3 (Red/Blue), Link 4 (Blue/Orange) and Link 5 (Orange/Yellow)	HULSC5	10.0	0.8	\$1143
	Includes Starter Link 1 (Black), Link 2 (Black/Red), Link 3 (Red/Blue), Link 4 (Blue/Orange), Link 5 (Orange/Yellow) and Link 6 (Yellow/Green)	HULSC6	13.0	1.7	\$1345
	Includes Starter Link 1 (Black), Link 2 (Black/Red), Link 3 (Red/Blue), Link 4 (Blue/Orange), Link 5 (Orange/Yellow), Link 6 (Yellow/Green) and Link 7 (Green/White)	HULSC7	14.0	1.7	\$1532
	Includes Starter Link 1 (Black), Link 2 (Black/Red), Link 3 (Red/Blue), Link 4 (Blue/Orange), Link 5 (Orange/Yellow), Link 6 (Yellow/Green), Link 7 (Green/White) and Link 8 (White/White)	HULSC8	16.0	1.7	\$1703
Interlink Table Attachment System Includes 2 cable ties, 2 screws and 2 conduit clips	HULSA	0.1	0.1	\$ 13	

▲ Icon Legend on page 11

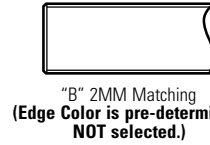
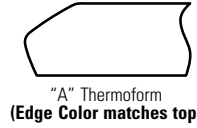
index accessories education tables seating storage & files workstations desking

- ▶ Perpetual tables are designed for today's busy and versatile work environment. Perpetual provides limitless flexibility and functionality and incorporates a lightness of scale and an open architectural style that fits well with today's varied work places.
- ▶ Tables can be ordered in one of two styles of edge treatment. The distinctive legs are formed from die-cast aluminum and painted in Platinum Metallic color.
- ▶ Tables ship as a complete unit with base and top in one carton, **E♦A**.
- ▶ Legs are standard in Platinum Metallic (T1).
- ▶ Tops can be ordered in one of two edge styles.
- ▶ Tables are 29½" H.
- ▶ Universal Height Pedestals with Perpetual tables. Universal Height Pedestals will roll under all 29½" H Perpetual tables except Nesting models.
- ▶ Tops are laminate over 1½" thick solid core high-performance particleboard.
- ▶ Thermoform tops are 1½" thick MDF vacuum formed with a membrane press application of rigid PVC vinyl over MDF.
- ▶ Use with Perpetual Seating on pages 516-519.
- ▶ All desks and tables are mobile except for conference, round and square which come standard with glides.
- ▶ Mobile tables include two locking and two non-locking casters.
- ▶ Two wire management grommets standard in all 66" W x 36" D through 48" W x 24" D rectangle and concave tables. Grommets standard in Platinum Metallic (T1).



Edge Treatments

- ▶ HOW TO ORDER
- 1) Select desired model numbers.
 - 2) Select desired top edge treatment.
 - 3) Replace the (?) after each model number with the suffix representing the chosen top edge treatment.



Description	Model	Ship Weight	Cube	List Price by Edge Treatment	
				"A"	"B"
Rectangular Tables					
<p>Model HPR3066A shown</p> <p>72" W x 36" D x 29½" H (No grommets) 66" W x 36" D x 29½" H</p> <p>72" W x 30" D x 29½" H 66" W x 30" D x 29½" H 60" W x 30" D x 29½" H 48" W x 30" D x 29½" H</p> <p>72" W x 24" D x 29½" H (Half-leg base) 66" W x 24" D x 29½" H (Half-leg base) 60" W x 24" D x 29½" H (Half-leg base) 48" W x 24" D x 29½" H (Half-leg base)</p> <p>60" W x 18" D x 29½" H (Half-leg base, no grommets) 48" W x 18" D x 29½" H (Half-leg base, no grommets)</p> <p>Model HPR2466A shown</p>	HPR3672(?) E♦A	134	7.3	\$1872	\$1623
	HPR3666(?) E♦A	128	6.7	\$1714	\$1511
	HPR3072(?) E♦A	120	5.7	\$1802	\$1554
	HPR3066(?) E♦A	113	5.7	\$1645	\$1442
	HPR3060(?) E♦A	107	5.2	\$1522	\$1366
	HPR3048(?) E♦A	86	4.3	\$1385	\$1273
	HPR2472(?) E♦A	96	4.6	\$1714	\$1470
	HPR2466(?) E♦A	92	4.3	\$1558	\$1359
	HPR2460(?) E♦A	87	4.3	\$1437	\$1281
	HPR2448(?) E♦A	71	3.2	\$1295	\$1187
NOTES: Models HPR1860(?) and HPR1848(?) are standard with two glides and two non-locking casters.					

<p>Model HPRN1860(?) shown</p>	Nesting Tables				
	HPRN2460(?)	92	11.7	\$1974	\$1809
	HPRN2448(?)	76	9.6	\$1832	\$1714
	HPRN1860(?)	82	11.7	\$1903	\$1740
	HPRN1848(?)	66	9.6	\$1764	\$1646
NOTES: Models HPRN1860(?) and HPRN1848(?) are standard with two glides and two non-locking casters. For Modesty Panels, see page 599. Table may be nested with modesty panel attached. Nesting space requirements: 19" D for first table and 9" D for each additional table. Last nested table can be stored in the same footprint when reversed.					
⚠ Nesting tables not designed to be used with electrical or Universal Height Pedestals.					

How to specify	1st Option	2nd Option
Select Model Number from above H P R 3 6 7 2 A .	Select Laminate See pages 556-557 H .	Select Leg Finish T1 Platinum Metallic (only) T 1

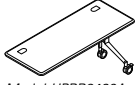
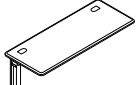
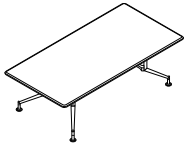
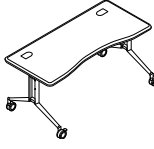




Perpetual® Tables

GSA SIN 711-2



- ▶ Legs are standard in Platinum Metallic (T1).
- ▶ Tops can be ordered in one of two edge styles.
- ▶ Desks and tables are 29½”H.
- ▶ Tops are laminate over 1½” thick solid core high-performance particleboard.
- ▶ Universal Height Pedestals with Perpetual tables. Universal Height Pedestals will roll under all 29½”H Perpetual tables except Nesting table models.
- ▶ Thermoform tops are 1½” thick MDF vacuum formed with a membrane press application of rigid PVC vinyl.
- ▶ Use with Perpetual Seating on pages 516-519.
- ▶ All tables are mobile except for conference, round and square which come standard with glides.
- ▶ Mobile tables include two locking and two non-locking casters.
- ▶ Two wire management grommets standard in all 66”W x 36”D through 48”W x 24”D rectangle and concave tables. Grommets standard in Platinum Metallic (T1).



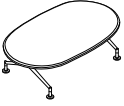
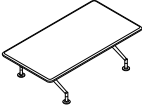

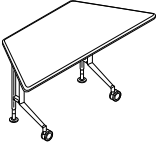



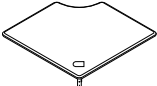
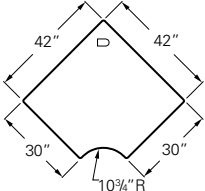
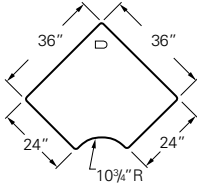
Description	Model	Ship Weight	Cube	List Price by Edge Treatment	
				"A"	"B"
 <p>Model HPRR2460A shown</p> <p>Returns, Half-leg base 60”W x 24”D x 29½”H Right (2 grommets) 48”W x 24”D x 29½”H Right (2 grommets) 42”W x 24”D x 29½”H Right (1 grommet) 36”W x 24”D x 29½”H Right (1 grommet)</p>	<p>HPRR2460(?) E♦A</p> <p>HPRR2448(?) E♦A</p> <p>HPRR2442(?) E♦A</p> <p>HPRR2436(?) E♦A</p>	<p>80</p> <p>64</p> <p>58</p> <p>52</p>	<p>4.3</p> <p>3.2</p> <p>2.2</p> <p>1.8</p>	<p>\$1242</p> <p>\$1121</p> <p>\$1060</p> <p>\$1002</p>	<p>\$1111</p> <p>\$1026</p> <p>\$ 987</p> <p>\$ 946</p>
 <p>Model HPRL2460A shown</p> <p>Returns, Full-leg base 60”W x 24”D x 29½”H Left (2 grommets) 48”W x 24”D x 29½”H Left (2 grommets) 42”W x 24”D x 29½”H Left (1 grommet) 36”W x 24”D x 29½”H Left (1 grommet)</p>	<p>HPRL2460(?) E♦A</p> <p>HPRL2448(?) E♦A</p> <p>HPRL2442(?) E♦A</p> <p>HPRL2436(?) E♦A</p>	<p>80</p> <p>64</p> <p>58</p> <p>52</p>	<p>4.3</p> <p>3.2</p> <p>2.2</p> <p>1.8</p>	<p>\$1242</p> <p>\$1121</p> <p>\$1060</p> <p>\$1002</p>	<p>\$1111</p> <p>\$1026</p> <p>\$ 987</p> <p>\$ 946</p>
 <p>Conference Tables 96”W x 48”D x 29½”H 72”W x 36”D x 29½”H</p>	<p>HPC4896(?) E♦A</p> <p>HPC3672(?) E♦A</p>	<p>206</p> <p>134</p>	<p>12.7</p> <p>7.3</p>	<p>\$2549</p> <p>\$2380</p>	<p>\$2296</p> <p>\$2128</p>
 <p>Concave Tables 66”W x 36”D x 29½”H 66”W x 30”D x 29½”H 60”W x 30”D x 29½”H 48”W x 30”D x 29½”H 60”W x 24”D x 29½”H (Half-leg base) 48”W x 24”D x 29½”H (Half-leg base)</p>	<p>HPB3666(?) E♦A</p> <p>HPB3066(?) E♦A</p> <p>HPB3060(?) E♦A</p> <p>HPB3048(?) E♦A</p> <p>HPB2460(?) E♦A</p> <p>HPB2448(?) E♦A</p>	<p>126</p> <p>111</p> <p>104</p> <p>84</p> <p>86</p> <p>68</p>	<p>6.7</p> <p>5.7</p> <p>5.2</p> <p>4.3</p> <p>4.3</p> <p>3.3</p>	<p>\$1737</p> <p>\$1659</p> <p>\$1540</p> <p>\$1405</p> <p>\$1465</p> <p>\$1311</p>	<p>\$1536</p> <p>\$1463</p> <p>\$1389</p> <p>\$1297</p> <p>\$1311</p> <p>\$1202</p>
 <p>Oval Tables 60”W x 36”D x 29½”H</p>	<p>HPV3660(?) E♦A</p>	<p>120</p>	<p>6.2</p>	<p>\$1574</p>	<p>\$1417</p>
 <p>Half-Round Tables 60”W x 34”D x 29½”H 48”W x 28”D x 29½”H (Half-leg base)</p>	<p>HPA30(?) E♦A</p> <p>HPA24(?) E♦A</p>	<p>90</p> <p>78</p>	<p>5.9</p> <p>4.0</p>	<p>\$1414</p> <p>\$1260</p>	<p>\$1261</p> <p>\$1154</p>
 <p>Model HPN48A shown</p> <p>Round Tables 48” Diameter x 29½”H 36” Diameter x 29½”H</p>	<p>HPN48(?) E♦A</p> <p>HPN36(?) E♦A</p>	<p>89</p> <p>66</p>	<p>6.9</p> <p>4.2</p>	<p>\$1660</p> <p>\$1397</p>	<p>\$1502</p> <p>\$1288</p>
 <p>Model HPS36A shown</p> <p>Square Tables 48”W x 48”D x 29½”H 36”W x 36”D x 29½”H</p>	<p>HPS48(?) E♦A</p> <p>HPS36(?) E♦A</p>	<p>125</p> <p>80</p>	<p>6.9</p> <p>4.2</p>	<p>\$1660</p> <p>\$1397</p>	<p>\$1502</p> <p>\$1288</p>

How to specify	<p>Select Model Number from above</p> <p>H P R R 2 4 6 0 A .</p>	<p>1st Option</p> <p>Select Laminate</p> <p>See pages 556-557</p> <p>H .</p>	<p>2nd Option</p> <p>Select Leg Finish</p> <p>T1 Platinum Metallic (only)</p> <p>T 1 </p>
----------------	--	---	--

E♦A Icon Legend on page 11

- ▶ Perpetual Occasional tables recommended for use with Perpetual Modular seating. See pages 516-517.
- ▶ Corner Units include support leg and attachment brackets. Must be attached to rectangular tables.
- ▶ Legs are standard in Platinum Metallic (T1).












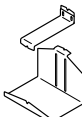

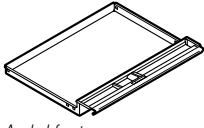



	Description	Model	Ship Weight	Cube	List Price by Edge Treatment	
					"A"	"B"
Occasional Tables  SIN 711-11	Oval Coffee Table 60"W x 36"D x 17"H	HPVRF3660A	115	6.2	\$1788	N/A
<i>GSA — Above model receives Computer Furniture discounting.</i>						
 SIN 711-11	Rectangle Coffee Table 60"W x 30"D x 17"H	HPRRF3060A	102	5.2	\$1735	N/A
<i>GSA — Above model receives Computer Furniture discounting.</i>						
 SIN 711-11	Square End Table 26"W x 26"D x 23½"H	HPSRF26A	62	2.3	\$1397	N/A
<i>GSA — Above model receives Computer Furniture discounting.</i>						
	Trapezoid Tables, Half-leg base 60"W x 30"D x 29½"H 48"W x 24"D x 29½"H	HPT3060(?) E♠A HPT2448(?) E♠A	81 74	5.2 3.2	\$1558 \$1470	\$1401 \$1315
 HPRB2448A  HPRB2442A	Bridges 48"W x 24"D x 29½"H (2 grommets) 42"W x 24"D x 29½"H (1 grommet) ▲ Designed to be used with rectangular tables.	HPRB2448(?) HPRB2442(?)	40 35	4.3 3.8	\$ 657 \$ 612	\$ 555 \$ 524
  Approach Side	Corner Units 42"W x 30"D Left, 30"D Right x 29½"H 36"W x 24"D Left, 24"D Right x 29½"H ▲ Must be attached to rectangular tables.	HPRC42BB(?) HPRC36AA(?)	76 53	6.8 3.5	\$ 997 \$ 840	\$ 916 \$ 775
	 HPRC42BB(?)	 HPRC36AA(?)				

How to specify	Select Model Number from above H P V R F 3 6 6 0 A .	1st Option Select Laminate See pages 556-557 H .	2nd Option Select Leg Finish T1 Platinum Metallic (only) T 1
----------------	---	--	--

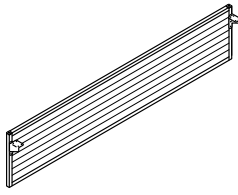
- ▶ Spacers and glides convert mobile tables to freestanding and provide 1" of adjustability.
 - ▶ Ganging brackets allow rectangle and concave tables to be ganged side-to-side or back-to-back. One model HPGANG required per table.
 - ▶ Wire management trays are designed to complement the tables and offer multiple points to access wires.
 - ▶ Vertical wire management neatly routes wires from the work surface to the floor.
 - ▶ CPU holder is adjustable in height and accommodates most CPUs. Holder mounts on the inside or outside of table leg.
 - ▶ File Holder mounts on the outside of desk/table leg and holds letter and legal files as well as binders. For use with 48" and 60" Rectangular and Concave Tables.
 - ▶ Compatible with H850500, H850000, HHKB900, HHKB700, HHKB200 keyboards, shown on pages 668-670.
 - ▶ Keyboard adapter kit compatible with Perpetual 30", 36" rectangles, 30", 36" concave, oval tables and HPC3672(?).
 - ▶ Full size center drawer is compatible with all Perpetual Rectangle tables and HPC3672(?).
- ⚠ **Wire management trays not designed to be used with nesting tables.**



Description	Model	Ship Weight	Cube	List
 <p>Spacers and Glides Four Pack</p> <p>NOTES: Converts mobile tables to freestanding. ⚠ Specify paint color — Platinum Metallic (T1) only.</p>	HPGLIDE	5.0	0.1	\$ 105
 <p>Ganging Brackets Table Top Ganging</p> <p>Charcoal only</p> <p>⚠ Specify paint Charcoal (S).</p>	HPGANG	1.1 	0.03	\$ 55
 <p>Wire Management Trays</p> <p>72" 66" 60" 48" 42" 36"</p> <p>NOTES: Attaches to underside of work surface with screws provided. Includes tray and two conduit clips. ⚠ Not for use with nesting tables. ⚠ Specify paint color — Platinum Metallic (T1) only.</p>	HPWT72 HPWT66 HPWT60 HPWT48 HPWT42 HPWT36	12.0 9.0  8.0  7.0  6.0  5.0 	0.8 0.7 0.7 0.5 0.5 0.4	\$ 228 \$ 211 \$ 193 \$ 177 \$ 157 \$ 139
 <p>Wire Management Vertical - 48"</p> <p>NOTES: Overall height is 39 1/2"H. Weighted base measures 7/8" Dia. x 5/16"H. Width of spine is 3/8" thick. ⚠ Not for use on nesting tables. ⚠ Specify: HPWV.X — Black only.</p>	HPWV	4.0 	0.17	\$ 177
 <p>CPU Holder Attaches to inside or outside of table legs.</p> <p>NOTES: Supports up to 30 pounds. ⚠ Specify paint color — Platinum Metallic (T1) only. ⚠ For use on Rectangular and Concave Tables and Returns only. Not for use on nesting tables.</p>	HPCPU	12.0 	1.0	\$ 264
 <p>Center Drawer 19"W x 21"D x 3 3/8"H</p> <ul style="list-style-type: none"> • Ball-bearing slide suspension. • 12" drawer extension (3/4). • Inside drawer dimension: 19"W x 11 3/8"D x 1 3/8"H. • Minimum clearance for mounting: 21 3/8"W x 21"D. • Core removable lock. <p>NOTES: Back section of center drawer is 1 3/8"H to fit under Perpetual cross-bars. ⚠ Specify paint color — Platinum Metallic (T1) only. ⚠ Intended for use on Perpetual desks ONLY.</p>	HPCNTRDRW	12.0 	2.0	\$ 179

GSA — Above model receives Initiate Panel System discounting.

How to specify	<p>Select Model Number from above</p> <p>H P G L I D E .</p>	<p>1st Option</p> <p>Select Paint Color</p> <p>See specifying information with each model</p> <p>T 1 </p>
----------------	--	---



▶ Modesty panels consist of an extruded aluminum frame surrounding a translucent twin wall which attaches to rectangle and concave tables.

▶ Twin wall is a high performance, lightweight polycarbonate and comes standard in white.

⚠ **To be used with Tables, Returns, Bridges and Corner Units.**



	Description	Model	Ship Weight	Cube	List
	Desk Mounted Modesty Panels, 12''H				
	For 72''W Table	HPM1272	15	1.9	\$ 466
	For 66''W Table	HPM1266	13	1.7	\$ 449
	For 60''W Table	HPM1260	13	1.7	\$ 430
	For 48''W Table	HPM1248	12	1.3	\$ 398
	NOTES: 7/8'' Thick.				
	Mounting Bracket for Table Unit and Corner Unit Modesty Panel	HPMCB	2	0.1	\$ 52
	NOTES: Required for mounting two Modesty Panels on a Corner Unit or Table Unit. SPECIFYING EXAMPLE: HPMCB.X				
	Modesty Panel, 12''H				
	For 60''W Nesting Table	HPM1260N	13	1.7	\$ 430
	For 48''W Nesting Table	HPM1248N	12	1.3	\$ 398
	NOTES: Nesting tables shown on page 595.				

How to specify

Select Model Number from above

H | P | M | 1 | 2 | 7 | 2

Icon Legend on page 11

To Order:

1. Determine which electrical system you will use after consulting your electrician and computer support personnel:
 - **The Four-circuit system (4-Hot/2-Neutral/2-Ground)**
 - 3 + 1 option
 - 2 + 2 option
 - **The Three-circuit system (3-Hot/3-Neutral/2-Ground)**
 2. Determine location, quantity and circuit of duplexes.
 3. Determine the appropriate choice and use of Isolated, Isolated/Dedicated and Separate Neutral circuits.
 4. Specify appropriate Power Harnesses* and Jumper Cables.*
 5. Determine the location, quantity and type of Power In-feed needed.
- * Select Power Harness models (HULHXX) and Jumper Cables (HULJCX).

Electrical System Options

The four-circuit, eight-wire electrical system is widely specified and trusted by hundreds of thousands of end-users. This proven system delivers four circuits for every power infeed in either a 3 + 1 or 2 + 2 configuration. The isolated/dedicated circuits are ideal for sensitive computing equipment, while the common circuits are suitable for faxes, copiers, task lights and other

peripherals. Both the 3 + 1 and 2 + 2 systems use the same pre-wired components, making it easy to adjust as electrical needs change.

You can also choose a three-circuit, eight-wire system that has a dedicated neutral for every hot circuit. The three-circuit components have model numbers with an "A" suffix and appear in a gray box in this pricer.

Two 8-wire, 20 AMP (15 AMP Canadian) electrical systems are offered					
Electrical System	Circuitry	Receptacle Capacity			
Four-circuit 4-Hot/2-Neutral/2-Ground (10 gauge neutral wires)	3 + 1	Common Circuit-1 HULDC14	Common Circuit-2 (1) HULDC24	Common Circuit-3 HULDC34	Iso/Dedicated Circuit-4 HULDC44
	2 + 2	Common Circuit-1 HULDC14	Common Circuit-2 HULDC24	Isolated Circuit-3 HULDC64	Isolated Circuit-4 HULDC44
Three-circuit 3-Hot/3-Neutral/2-Ground (12 gauge neutral wires)	w/separate neutrals	Common Circuit-1 HULDC14A	Common Circuit-2 HULDC24A	Iso/Dedicated Circuit-3 HULDC34A	N/A

NOTES:

- Four-circuit components and three-circuit components (with suffix "A") cannot be used together.
- Components of the two systems are keyed differently to prevent components of one system from being connected to components of another system.
- HON Cat. Nos. are printed on the UL labels, and components are color-coded to provide visual identification of the different components.
- Four-circuit components have black plastic parts.
- Three-circuit components have rust-colored terminal ends and receptacle backs are rust colored.

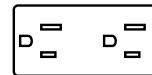
(1) Circuit-2 (one of the 3 common circuits sharing a neutral wire) cannot be used with a single-phase building electrical supply.

Typical power usage by the most commonly specified office equipment.

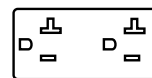
Source: Industry Analysis, Inc., Rochester, NY

EQUIPMENT	AMPS	EQUIPMENT	AMPS	EQUIPMENT	AMPS
Computers		Copiers		FAX Machines	
Personal Computer	3	Desktop Copier	15	InkJet FAX	less than 1
Notebook Computer	2	Console Copier	20	Thermal FAX	less than 1
		Copier/Duplicator	30	Plain paper FAX	8
Monitors		Printers		Task Lights	
13" Color Monitor	2	Dot Matrix	less than 1	36" T8 Fluorescent	0.2/bulb
17" Color Monitor	3	InkJet	less than 1	48" T8 Fluorescent	0.3/bulb
21" Color Monitor	4	Personal Laser or LED	8		
15" Plasma Monitor	0.5	Workgroup Laser or LED	15		
20" Plasma Monitor	1				

Duplex Receptacles

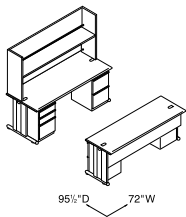


15 AMP Receptacle



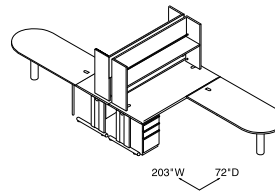
20 AMP Receptacle
(Required by some large copiers.)

Components used are listed on pages 604-606. Order components individually.
Other configurations are possible, including various sizes of some components.



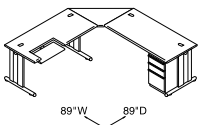
Desk Workstation
72''W x 95 1/2''D

Qty.	Model #	Description	List Price	Price Extension
1	H66591	Desk 72''W x 29 1/2''D x 29 1/2''H	\$738	\$ 738
1	H16823R	Mobile Pedestal – file/file 26 7/8''H x 22 7/8''D x 15''W	\$504	\$ 504
1	HT72	Tackboard for 72''W Stack-on	\$335	\$ 335
1	H16720R	Mobile Pedestal – box/box/file 26 7/8''H x 19 1/8''D x 15''W	\$485	\$ 485
1	H16723R	Mobile Pedestal – box/box/file 26 7/8''H x 22 7/8''D x 15''W	\$504	\$ 504
1	H66597	Desk 72''W x 24''D x 29 1/2''H	\$713	\$ 713
1	H38224N	Stack-on Open Shelf 72''W x 13 1/2''D x 36 1/4''H	\$523	\$ 523
1	H16820R	Mobile Pedestal – file/file 26 7/8''H x 19 1/8''D x 15''W	\$485	\$ 485
TOTAL:			\$4,287	



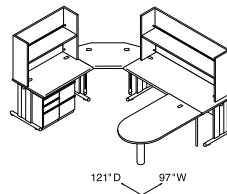
Desk with Peninsula Workstation
72''W x 203''D

Qty.	Model #	Description	List Price	Price Extension
2	H66591	Desk 72''W x 29 1/2''D x 29 1/2''H	\$738	\$1,476
2	HH831130	Peninsula Attachment Bracket	\$ 41	\$ 82
2	H830098	Support Column for Peninsula 29 1/2''H	\$176	\$ 352
2	H38224N	Stack-on Open Shelf 72''W x 13 1/2''D x 36 1/4''H	\$523	\$1,046
2	H66472	Peninsula 72''W x 32 1/4''D x 29 1/2''H	\$580	\$1,160
2	H51001	1-Pack Leg for Peninsula Support 29 1/2''H	\$ 55	\$ 110
2	H16723R	Mobile Pedestal – box/box/file 26 7/8''H x 22 7/8''D x 15''W	\$504	\$1,008
TOTAL:			\$5,234	



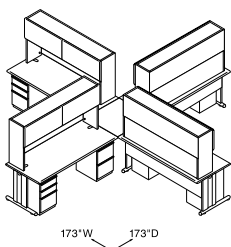
Desk "L" Workstation
94''W x 94''D

Qty.	Model #	Description	List Price	Price Extension
1	H66571	Desk 60''W x 29 1/2''D x 29 1/2''H	\$696	\$ 696
1	H608524	90° 2-way Connector Top 5 1/2'' x 29 1/2'' x 48'' x 29 1/2''	\$399	\$ 399
2	H16723R	Mobile Pedestal – box/box/file 26 7/8''H x 22 7/8''D x 15''W	\$504	\$1,008
1	H66361R	Desk with Adjustable Left Keyboard 60''W x 29 1/2''D x 29 1/2''H	\$922	\$ 922
TOTAL:			\$3,025	



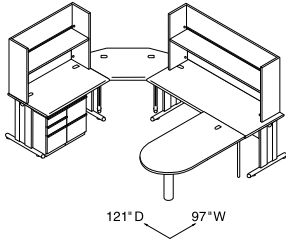
Peninsula "U" with Corner Workstation – Left
97''W x 121''D

Qty.	Model #	Description	List Price	Price Extension
1	H16723R	Mobile Pedestal – box/box/file 26 7/8''H x 22 7/8''D x 15''W	\$504	\$ 504
1	H66460	Peninsula 60''W x 32 1/4''D x 29 1/2''H	\$564	\$ 564
1	H830098	Support Column for Peninsula 29 1/2''H	\$176	\$ 176
1	HT72	Tackboard for 72''W Stack-on	\$335	\$ 335
1	HH831130	Peninsula Attachment Bracket	\$ 41	\$ 41
1	H51001	1-Pack Leg for Peninsula Support 29 1/2''H	\$ 55	\$ 55
1	H66551	Desk 48''W x 29 1/2''D x 29 1/2''H	\$649	\$ 649
1	HT48	Tackboard for 48''W Stack-on	\$278	\$ 278
1	H38224N	Stack-on Open Shelf 72''W x 13 1/2''D x 36 1/4''H	\$523	\$ 523
1	H16823R	Mobile Pedestal – file/file 26 7/8''H x 22 7/8''D x 15''W	\$504	\$ 504
1	H66282	Corner Desk 29 1/2''H with 24'' sides	\$939	\$ 939
1	H66591	Desk 72''W x 29 1/2''D x 29 1/2''H	\$738	\$ 738
1	H38221N	Stack-on Open Shelf 48''W x 13 1/2''D x 36 1/4''H	\$433	\$ 433
TOTAL:			\$5,739	

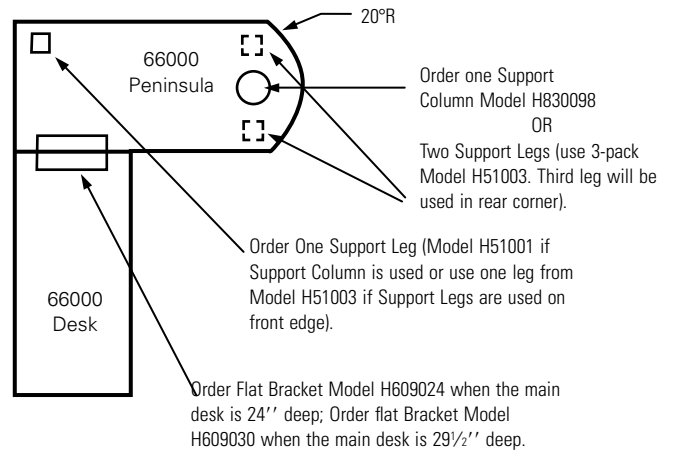
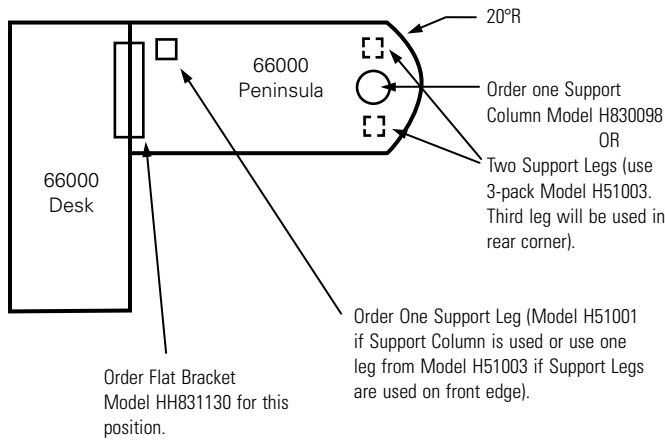


Quad Desk Workstation
173''W x 173''D

Qty.	Model #	Description	List Price	Price Extension
4	H66591	Desk 72''W x 29 1/2''D x 29 1/2''H	\$738	\$ 2,952
1	H608625	4-way Connector Top 29'' x 29'' x 29'' x 29''	\$315	\$ 315
4	HT72	Tackboard for 72''W Stack-on	\$335	\$ 1,340
4	H16723R	Mobile Pedestal – box/box/file 26 7/8''H x 22 7/8''D x 15''W	\$504	\$ 2,016
4	H38244N	Stack-on 72''W x 13 1/2''D x 36 1/4''H	\$650	\$ 2,600
4	H16823R	Mobile Pedestal – file/file 26 7/8''H x 22 7/8''D x 15''W	\$504	\$ 2,016
4	H38249	Flipper Doors 2@36''W x 16''H	\$372	\$ 1,488
TOTAL:			\$12,727	

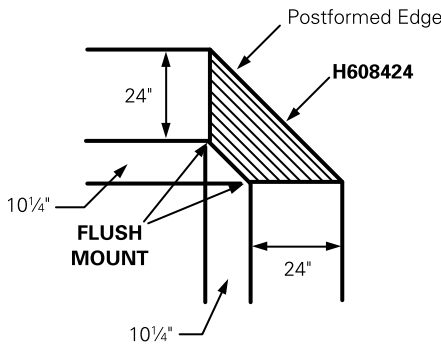


Peninsula Applications (NOT DESIGNED TO BE USED FREESTANDING)

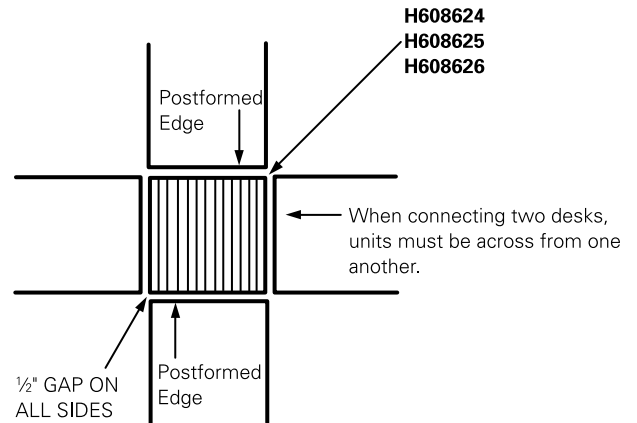
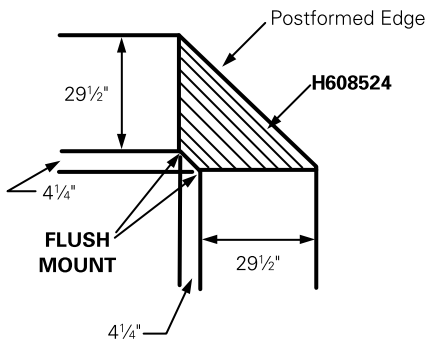
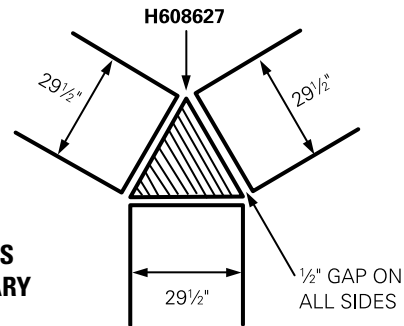


PENINSULA WORKSURFACES CAN ONLY FUNCTION WITH 29½" H PRIMARY UNITS. VARIABLE HEIGHT APPLICATIONS ARE NOT PROVIDED.

Connector Top Applications



**ALL
CONNECTOR TOPS
INCLUDE NECESSARY
HARDWARE.**

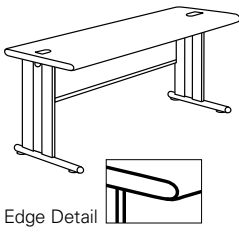


Connector Tops can be offset from main surfaces by using Step Brackets.

NOTES: Lines represent grain direction.

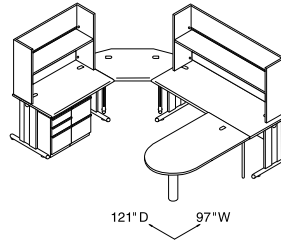
66000 Series/The StationMaster®

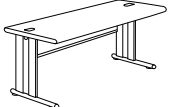
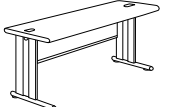
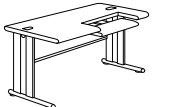
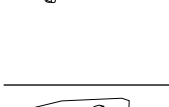
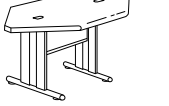
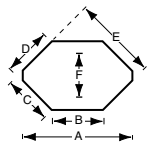
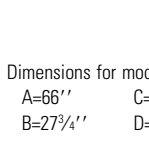

GSA SIN 711-2



- ▶ Tops are 1/8" thick, post-formed front and back with 3/16" full radius. Ends are self-edged.
- ▶ Specify laminate and paint.
- ▶ Two leveling glides per leg with 3/4" adjustability.

- ▶ Laminate tops have low-glare surfaces, radius edges, and black grommets for wire management.
- ▶ Wire management in C-legs is concealed.



Description	Model	Ship Weight	Cube	List by Paint Grade	
				Core	Metallics
 <p>Desk 29 1/2" H 72" W x 29 1/2" D 66" W x 29 1/2" D 60" W x 29 1/2" D 48" W x 29 1/2" D 42" W x 29 1/2" D 36" W x 29 1/2" D</p>	H66591 E♦A	129	11.0	\$ 738	\$ 803
	H66581 E♦A	122	10.1	\$ 718	\$ 765
	H66571 E♦A	113	9.2	\$ 696	\$ 761
	H66551 E♦A	95	7.5	\$ 649	\$ 714
	H66531 E♦A	88	6.6	\$ 621	\$ 686
	H66541 E♦A	76	5.7	\$ 597	\$ 622
 <p>Desk 29 1/2" H 72" W x 24" D 66" W x 24" D 60" W x 24" D 48" W x 24" D 42" W x 24" D 36" W x 24" D</p>	H66597 E♦A	116	9.1	\$ 713	\$ 778
	H66582 E♦A	111	8.1	\$ 696	\$ 761
	H66577 E♦A	99	7.7	\$ 663	\$ 728
	H66557 E♦A	88	5.7	\$ 617	\$ 682
	H66537 E♦A	82	5.6	\$ 589	\$ 654
	H66547 E♦A	77	4.3	\$ 564	\$ 629
 <p>Desk with Adjustable Right Keyboard 29 1/2" H x 60" W x 29 1/2" D 29 1/2" H x 48" W x 29 1/2" D</p>	H66362L E♦A	117	9.8	\$ 922	\$ 987
	H66352L E♦A	101	8.1	\$ 847	\$ 912
 <p>Desk with Adjustable Left Keyboard 29 1/2" H x 60" W x 29 1/2" D</p> <p>NOTES: Keyboard Platform: 10 1/2" D x 23 1/4" W; 6" vertical adjustment; 25° tilt</p>	H66361R E♦A	117	9.8	\$ 922	\$ 987
 <p>Corner Desk 29 1/2" H with 24" sides 29 1/2" H with 29 1/2" sides</p> <div style="display: flex; justify-content: space-around;"> <div style="text-align: center;">  <p>Dimensions for models with 24" sides: A=60" C=24" * E=43" B=27 1/4" D=27" F=36"</p> </div> <div style="text-align: center;">  <p>Dimensions for models with 29 1/2" sides: A=66" C=29 1/2" * E=49" B=27 3/4" D=21" F=36"</p> </div> </div> <p>Chair Location (B=Leading Edge)</p>	H66280 E♦A	96	10.3	\$ 891	\$ 956
	H66282 E♦A	104	12.3	\$ 939	\$1004
 <p>Desk with Adjustable Keyboard 29 1/2" H x 36" W x 29 1/2" D</p> <p>NOTES: Keyboard Platform: 10 1/2" D x 23 1/4" W — centered; 6" vertical adjustment; 25° tilt</p>	H66341 E♦A	86	9.2	\$ 778	\$ 843

NOTE: Additional accessories and design information on pages 201-203, 603 and 606.

How to specify	1st Option	2nd Option	3rd Option
Select Model Number from above	Select Grommet	Select Laminate	Select Paint
H 6 6 5 9 1 .	G Grommet (no upcharge)	See pages 556-557	See page 557
	G .	S .	S

E♦A Icon Legend on page 11


- ▶ See page 603 for 66000 Series design information.
- ▶ For peninsula top support, order one each H830098 column and one each Model H51001 support leg or one 3-pack of legs, Model H51003.

- ▶ Connector tops are available to connect desks in multiple configurations.
- ▶ Tops are 1/8" thick.
- ▶ Optional dual-wheel casters are available for use on 66000 Series Furniture.

- ▶ Pull-up receptacle fits in all grommets.
- ▶ Drawers and keyboard platforms shown on pages 667-670.
- ▶ 29 1/2" D Rectangular tables will accept the HHKB800 Keyboard Platform.

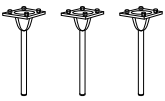

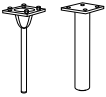


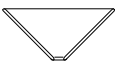








- ▶ 24" D Rectangular tables will accept the HHKB200, HHKB700, HHKB900 and H840000 Keyboard Platforms.

⚠ Use peninsula tops in "L" or "U" configurations only. They are not designed to be used for stand-alone applications.

Description	Top Size	Model	Ship Weight	Cube	List by Paint Grade	
					Core	Metallics
 Peninsula 29 1/2" H	72" W x 32 1/4" D	H66472	108	6.5	\$ 580	\$ 605
	60" W x 32 1/4" D	H66460	92	5.8	\$ 564	\$ 589

Order Bracket Model H609024 for connection to 24" D 66000 desks (attachment at the end – Left or Right).
 Order Bracket Model H609030 for connection to 29 1/2" D 66000 desks (attachment at the end – Left or Right).
 Order Bracket Model HH831130 for connection to 66000 Series desks where peninsula is in the "Return" position.
 ⚠ **Specify: Laminate and paint.**

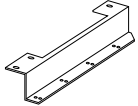


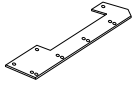









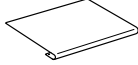

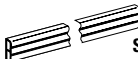

How to specify	1st Option	2nd Option	3rd Option
Select Model Number from above H 6 6 4 7 2 .	Select Grommet G Grommet (no upcharge) G .	Select Laminate See pages 556-557 H .	Select Paint Color See page 557 P

Description	Top Size	Model	Ship Weight	Cube	List by Paint Grade	
					Core	Metallics
 3-Pack Legs for Peninsula Support Color: black See page 603 for additional information.	29 1/2" H	H51003	10 	2.9	\$ 125	
 1-Pack Leg for Peninsula Support Color: Black. Support Column — 3" Diameter	29 1/2" H	H51001	4 	1.4	\$ 55	
		H830098	12 	1.1	\$ 176	
NOTES: See page 603 for additional information. ⚠ If a support column is used, one each Model H51001 must also be ordered.						
 90° 2-Way Connector Top	14" x 24" x 48" x 24"	H608424	34 	2.6	\$ 366	
	5 1/2" x 29 1/2" x 48" x 29 1/2"	H608524	37 	3.2	\$ 399	
NOTES: Includes attachment brackets.						
 3-Way Connector Top	29" x 29" x 29"	H608627	28 	2.6	\$ 366	
NOTES: Includes attachment brackets.						
 4-Way Connector Top	24" x 24" x 24" x 24"	H608624	37 	1.8	\$ 283	
	29" x 29" x 29" x 29"	H608625	51 	2.6	\$ 315	
	29 1/2" x 24" x 29 1/2" x 24"	H608626	43 	1.7	\$ 283	
NOTES: Includes attachment brackets. When connecting two units, surfaces must be opposite each other, not at 90°.						

How to specify	1st Option
Select Model Number from above H 6 0 8 4 2 4 .	Select Laminate See pages 556-557 or the specifying information with each model description H

⚠  Icon Legend on page 11

- ▶ See page 603 for 66000 Series design information.
- ▶ For peninsula top support, order one each H830098 column and one each Model H51001 support leg or one 3-pack of legs, Model H51003.
- ▶ Connector tops are available to connect desks in multiple configurations.
- ▶ Tops are 1 1/8" thick.
- ▶ Optional dual-wheel casters are available for use on 66000 Series Furniture.
- ▶ Pull-up receptacle fits in all grommets.
- ▶ Drawers and keyboard platforms shown on pages 667-670.
- ▶ 29 1/2" D Rectangular tables will accept the HHKB800 Keyboard Platform.
- ▶ 24" D Rectangular tables will accept the HHKB200, HHKB700, HHKB900 and H840000 Keyboard Platforms.
- ⚠ Use peninsula tops in "L" or "U" configurations only. They are not designed to be used for stand-alone applications.

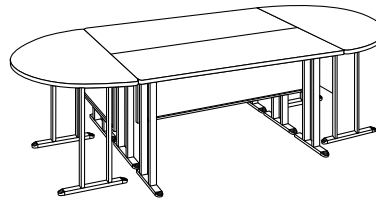
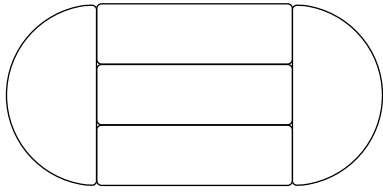
	Description	Top Size	Model	Ship Weight	Cube	List by Paint Grade	
						Core	Metallics
 Black only	Step Bracket for 24" D Tops						
	3" offset, connects Right Side of Desk		H609384R	4 	0.9	\$ 54	
	3" offset, connects Left Side of Desk		H609383L	5 	0.9	\$ 54	
	Step Bracket for 29 1/2" D Tops						
 Charcoal only	Flat Bracket for Peninsula attachment at end of 24" D desk		H609024	5 	0.9	\$ 42	
	Flat Bracket for Peninsula attachment at end of 29 1/2" D desk		H609030	5 	0.9	\$ 42	
	Flat Bracket for Peninsula attachment perpendicular to 29 1/2" D desk at "Return" position		HH831130	3 	0.4	\$ 41	
 Black only SIN 711-1, 711-2	Pull-up Receptacle		HH870300	2 	0.2	\$ 166	
	NOTES: Fits into worksurface grommets; provides three 10-amp simplex receptacles with circuit breaker and 6' cord with plug. May interfere with storage modules. GSA — Above model receives Initiate Panel System discounting.						
 SIN 711-1, 711-2	Data and Electrical Receptacle	- 6 Pin RJ11	HH61011E6	2 	0.2	\$ 91	
	Specify: Grommet Color - 8 Pin RJ45 HH61011E8 NOTES: Fits into worksurface grommets; provides one 15-amp simplex receptacle and one data port. Includes 6' long voice/data cable and 6' long power cord. SPECIFY: Black (P), Carob (T8), Charcoal (S), Greige (T5), Light Gray (Q), Muslin (T3), Putty (L), Taupe (E), Platinum Metallic (T1). ⚠ Receptacles not designed to be linked together. GSA — Above models receive Initiate Panel System discounting.						
 Black only	Dual-Wheel Casters (4/Pack)		H62596	1 	0.6	\$ 48	
	NOTES: Use of casters will increase overall height 2". ⚠ Not designed to be used in conjunction with a Stack-on unit.						
 Refer to page 671	Corner Sleeve for 66000 Series (Full Bull Nose)		H51205	10 	1.5	\$ 97	\$ 104
	NOTES: Specify paint. GSA — Above model receives Simplicity II Panel System discounting.						
 Black only SIN 711-1	Wire Manager (92"L)		HHEV920	10 	0.5	\$ 89	
	NOTES: Self-adhesive backing attaches to underside of worksurfaces. GSA — Above model receives Simplicity II Panel System discounting.						

How to specify	Select Model Number from above H 5 1 0 0 3 .	1st Option Select Color See page 557 or the specifying information with each model description P
----------------	--	--

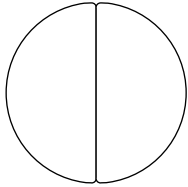
⚠  Icon Legend on page 11

Essential Foundations® Training Tables — Typical

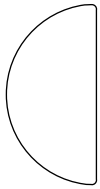
GSA SIN 711-2



Half-Round/Rectangle
108''W x 60''D



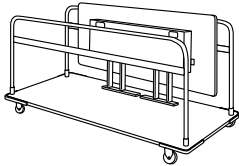
60''W 108''D



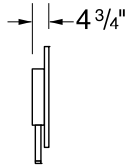
Qty.	Model #	Description	List Price	Price Extension
2	H5285	Half-round Top 60''W x 30''D x 29½''H	\$667	\$1,334
2	H5263	Rectangle Top 48''W x 30''D x 29½''H	\$595	\$1,190
TOTAL:			\$2,524	

List Price	Price Extension
\$667	\$1,334
\$595	\$1,190
TOTAL:	\$2,524

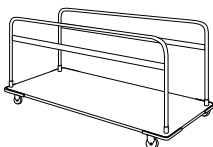
Essential Foundations® Training Tables — Accessories



- ▶ Rubber bumper absorbs impact.
 - ▶ Four dual wheel casters (2 locking, 2 non-locking).
 - ▶ Holds 5 tables.
 - ▶ Training tables measure 4¾'' thick when folded.
- ⚠ **Black only. Specify model number.**



Model H5254
End View

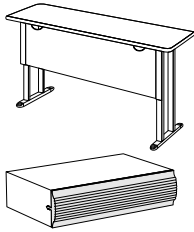
Description	Model	Ship		List
		Weight	Cube	
 <p>Table Truck 73¼''W x 30''D x 34''H</p>	H5299	150	12.4	\$1656

How to specify

Select Model Number from above

H 5 | 2 | 9 | 9

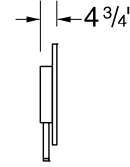
⚠ Icon Legend on page 11



Beaded T-mold

- ▶ Integrated carrying handles/wire management grommet in modesty panel makes transporting tables easy.
- ▶ Bases and top fold for storage using minimum space (4 3/4" thick when folded).
- ▶ Easy-to-use brackets keep tables connected and top surfaces even.
- ▶ Patent-pending mechanism locks legs in folded position.
- ▶ Ships fully assembled in folded position.
- ▶ Laminate tops with beaded design vinyl edges.
- ▶ Painted heavy-gauge steel bases and modesty panel.
- ▶ Adjustable leveling glides where applicable.

▲ Shipped one per carton.



Model H5254
End View



Description		Model	Ship Weight	Cube	List
	Rectangular Tops				
	48" W x 18" D x 29 1/2" H	H5233	71	6.1	\$ 567
	54" W x 18" D x 29 1/2" H	H5230	76	6.1	\$ 586
	60" W x 18" D x 29 1/2" H	H5234	81	7.5	\$ 595
	66" W x 18" D x 29 1/2" H	H5236	86	7.5	\$ 645
	72" W x 18" D x 29 1/2" H	H5235	90	8.1	\$ 692
	48" W x 24" D x 29 1/2" H	H5253	80	6.1	\$ 567
	54" W x 24" D x 29 1/2" H	H5250	85	6.1	\$ 610
	60" W x 24" D x 29 1/2" H	H5254	92	7.5	\$ 629
	66" W x 24" D x 29 1/2" H	H5256	98	7.5	\$ 667
	72" W x 24" D x 29 1/2" H	H5255	103	8.1	\$ 724
	48" W x 30" D x 29 1/2" H	H5263	88	6.1	\$ 595
	54" W x 30" D x 29 1/2" H	H5260	95	6.1	\$ 629
	60" W x 30" D x 29 1/2" H	H5264	101	7.5	\$ 649
	66" W x 30" D x 29 1/2" H	H5266	109	7.5	\$ 682
72" W x 30" D x 29 1/2" H	H5265	115	8.1	\$ 741	
	Trapezoid Tops				
	54" W x 24" D x 29 1/2" H	H5273	75	6.5	\$ 637
60" W x 30" D x 29 1/2" H	H5275	85	8.0	\$ 672	
	Half-round Tops				
	48" W x 24" D x 29 1/2" H	H5283	70	6.5	\$ 613
60" W x 30" D x 29 1/2" H	H5285	88	8.0	\$ 667	
	Semi-circle Top				
48" W x 24" D x 29 1/2" H	H5293	75	6.5	\$ 609	

How to specify	1st Option	2nd Option	3rd Option
Select Model Number from above H 5 2 3 3 .	Select Laminate See pages 556-557 J .	Select Edge Color P Beaded T-Mold P .	Select Paint Color See page 557 P


▲ Icon Legend on page 11

Utility Tables

GSA SIN 711-2



- ▶ 1½" thick top with self-edge.
 - ▶ Adjustable non-marring leveling floor glides.
 - ▶ Small radius corners.
 - ▶ Legs secured to top with steel corner brace.
- △ 1¼" square Chrome or Black painted legs ONLY.



Description

Model **Ship Weight** **Cube** **List**

Rectangle Shaped Utility Table — Metal
 72" L x 18" W x 29" H

40" L x 20" W x 29" H
 60" L x 20" W x 29" H

60" L x 24" W x 29" H

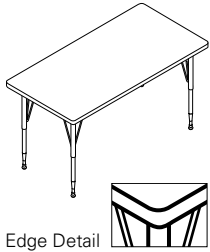
60" L x 30" W x 29" H
 72" L x 30" W x 29" H

72" L x 36" W x 29" H

HUTM1872 E♦A	73 [S]	4.8	\$ 351
HUTM2040 E♦A	50 [S]	3.3	\$ 281
HUTM2060 E♦A	68 [S]	4.9	\$ 315
HUTM2460 E♦A	81 [S]	5.6	\$ 336
HUTM3060 E♦A	88	6.5	\$ 345
HUTM3072 E♦A	106	7.2	\$ 431
HUTM3672 E♦A	116	10.4	\$ 458

How to specify	1st Option	2nd Option	3rd Option
Select Model Number from above	Select Laminate	Select Paint Color	Select Leg Paint Color or Finish
	See pages 556-557	See page 557	P Black CHR Chrome
H U T M 1 8 7 2 .	Z .	P .	C H R

Icon Legend on page 11



- ▶ Tops are laminate over 1/8" thick solid core high-performance particleboard.
- ▶ Tops and legs are packaged and shipped separately, **E** **◆** **A**.
- ▶ Leg assembly: Upper frame is painted Black, lower leg is Chrome. Bottom of leg assembly equipped with glides. Leg assemblies attach to top with six included wood screws.
- ▶ Pilot holes are pre-drilled for easy leg placement and assembly.
- ▶ Models HESR3060(?), HESR3072(?), HESR3660(?), HESR3672, HESK4872(?) and HESH6066(?) include stretcher bars for added strength.

Edge Detail



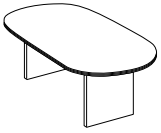
	Description	Model	Ship Weight	Cube	List		
					"L"	"S"	"LC"
	Rectangle Top						
	72" W x 36" D	HESR3672(?) E ◆ A	102	8.2	\$ 420	\$ 414	\$ 434
	60" W x 36" D	HESR3660(?) E ◆ A	85	6.9	\$ 390	\$ 384	\$ 404
	72" W x 30" D	HESR3072(?) E ◆ A	85	7.0	\$ 368	\$ 362	\$ 382
	60" W x 30" D	HESR3060(?) E ◆ A	71	6.3	\$ 327	\$ 321	\$ 341
	48" W x 30" D	HESR3048(?) E ◆ A	57 S	5.0	\$ 277	\$ 271	\$ 291
	48" W x 24" D	HESR2448(?) E ◆ A	45 S	4.0	\$ 262	\$ 256	\$ 276
36" W x 24" D	HESR2436(?) E ◆ A	35 S	3.0	\$ 242	\$ 236	\$ 256	
	Trapezoid Top						
	60" W x 30" D	HEST3060(?) E ◆ A	61	6.9	\$ 354	\$ 348	\$ 368
	NOTES: Leading edge: 30 1/2" W. Rear edge: 59 1/2" W. Front-to-back: 26 1/4" D.						
	48" W x 24" D	HEST2448(?) E ◆ A	35 S	3.5	\$ 277	\$ 271	\$ 291
	NOTES: Leading edge: 24 1/2" W. Rear edge: 47 1/2" W. Front-to-back: 21" D.						
	Round Top						
	48" Diameter	HESD48(?) E ◆ A	71	4.3	\$ 376	\$ 370	\$ 390
	42" Diameter	HESD42(?) E ◆ A	55 S	5.7	\$ 345	\$ 339	\$ 359
	36" Diameter	HESD36(?) E ◆ A	40 S	4.3	\$ 316	\$ 310	\$ 330
	Square Top						
	48" W x 48" D	HESS48(?) E ◆ A	80	5.7	\$ 380	\$ 374	\$ 394
	36" W x 36" D	HESS36(?) E ◆ A	51 S	4.3	\$ 296	\$ 290	\$ 310
	Kidney Top						
	72" W x 48" D	HESK4872(?) E ◆ A	118	10.6	\$ 575	\$ 569	\$ 589
	Horseshoe Top						
	66" W x 60" D	HESH6066(?) E ◆ A	123	12.1	\$ 615	\$ 609	\$ 629

How to specify	1st Option	2nd Option
<p>Select Model Number from above</p> <p>Select Height</p> <p>Legs available in the following sizes/finishes: "L" – Long Black/Chrome upper frame black, lower leg is chrome, adjusts in 1" increments from 20"-29"H "S" – Short Black/Chrome upper frame black, lower leg is chrome, adjusts in 1" increments from 14 1/2"-20 1/2"H "LC" – Long Chrome All-chrome leg, adjusts in 1" increments from 20"-29"H</p> <p>H E S R 3 6 7 2 L .</p>	<p>Select Laminate</p> <p>See page 556-557</p> <p>H .</p>	<p>Select T-Mold Edge Color</p> <p>See page 557</p> <p>P </p>

E **◆** **A** **S** Icon Legend on page 11



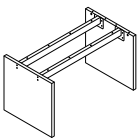

basyx® Veneer Conference Tables

Not on GSA Contract



Beaded Edge Detail

- ▶ **basyx® by HON 5-year Limited Warranty.**
- ▶ Coordinates with HBW veneer desk series.
- ▶ 1" thick veneer top.
- ▶ Attractive beaded edge accentuates all model tops.
- ▶ Hardwood veneer multi-step finishing process. Tops are hand rubbed to a beautiful sheen.
- ▶ Adjustable leveling glides on bases.
- ▶ **Tops and bases sold separately.**

	Description	Model	Ship Weight	Cube	List
	Veneer Conference Oval Table Top 96"L x 48"W x 1"H	HBW4896 E♦A	145	13.5	\$ 650
	Veneer Conference Round Table Top 42"Dia. x 1"H	HBW42 E♦A	45	5.2	\$ 295
	Veneer Slab Base Kit 28"H	HBWS01 E♦A	92	8.3	\$ 374
	Veneer "X" Base Kit 28"H	HBWX01 E♦A	71	3.6	\$ 221

How to specify	<p>Select Model Number from above</p> <p>H B W 4 8 9 6 .</p>	<p>1st Option</p> <p>Select Veneer Finish</p> <p>HH Bourbon Cherry NN Mahogany</p> <p>H H </p>
----------------	--	--

E♦A Icon Legend on page 11

Self Edge Detail 

► **basyx® by HON 5-year Limited Warranty.**

► 1 1/8" thick laminate top.
► Radius corners.

► Patented Superstrut™ steel stretchers.

► Bases below.
► **Tops and bases sold separately.**

	Description	Model	Ship Weight	Cube	List
	Rectangular Shaped Laminate Top with Matching Edge				
	96" L x 44" W 72" L x 36" W	HRT96T E ◆A	185	16.2	\$ 594
		HRT72T E ◆A	135	10.2	\$ 403
	Rectangular Shaped Laminate Top with Matching 2" Drop Edge				
	96" L x 44" W 72" L x 36" W	HRT96T/2 E ◆A	190	16.2	\$ 702
		HRT72T/2 E ◆A	140	10.2	\$ 514
	Boat Shaped Laminate Top with Matching Edge				
	96" L x 44" W 72" L x 36" W	HBS96T E ◆A	172	15.5	\$ 511
		HBS72T E ◆A	130	10.2	\$ 403
	Boat Shaped Laminate Top with Matching 2" Drop Edge				
	96" L x 44" W 72" L x 36" W	HBS96T/2 E ◆A	182	15.5	\$ 619
		HBS72T/2 E ◆A	135	10.2	\$ 514
	Oval Laminate Top with Matching Edge				
	96" L x 48" W 72" L x 36" W	HOVS96T E ◆A	162	16.4	\$ 544
		HOVS72T E ◆A	96	10.2	\$ 442
	Oval Laminate Top with Black Bullnose Edge				
	96" L x 48" W 72" L x 36" W	HOV4896T E ◆A	158	16.4	\$ 560
		HOV3672T E ◆A	95	10.2	\$ 442

How to specify

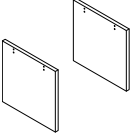
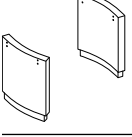

Select Model Number from above	1st Option Select Laminate H Bourbon Cherry C Harvest N Mahogany Q Light Gray H
H R T 9 6 T .	H

► **basyx® by HON 5-year Limited Warranty.**

► Bases for use with table tops above.
► **Tops and bases sold separately.**

Slab Base
► 1 1/8" thick slab base.
► Adjustable leveling glides.

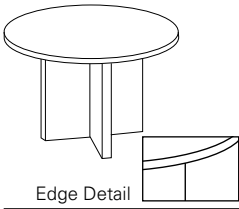
Curved Bases
► 3" thick curved bases.
► Adjustable leveling glides.
► Curved bases can be reversed.

	Description	Model	Ship Weight	Cube	List
	Laminate Slab Base Kit				
	28" H	HRTBASE E ◆A	75	2.5	\$ 243
	Laminate Curved Base Kit with Plinth				
	28" H NOTES: Plinth is 3" high.	HOVBASE E ◆A	43	4.1	\$ 396
	Laminate Curved Base Kit				
	28" H	HCBBASE E ◆A	43	4.1	\$ 347

How to specify

Select Model Number from above	1st Option Select Laminate H Bourbon Cherry C Harvest N Mahogany Q Light Gray H
H R T B A S E .	H

E◆A Icon Legend on page 11





► **basyx[®] by HON 5-year Limited Warranty.**

► **Tops and bases sold separately.**
 ► 1/8" thick laminate top.

► Adjustable leveling glides.
 ► 1/8" thick "X" base.

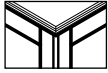
► Edge of base matches laminate.

	Description	Model	Ship Weight	Cube	List
	Round Table Top 48" Dia.	HRB48T E◆A	77	3.8	\$ 323
	42" Dia.	HRB42T E◆A	59	3.2	\$ 310
	"X" Base 28" H (for HRB48T Top)	HX48B E◆A	80	2.8	\$ 273
	28" H (for HRB42T Top)	HX42B E◆A	75	2.5	\$ 243

How to specify	<p>Select Model Number from above</p> <p>H R B 4 8 T .</p>	<p>1st Option</p> <p>Select Laminate</p> <p>H Bourbon Cherry C Harvest N Mahogany Q Light Gray H</p>
----------------	--	---

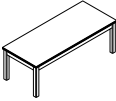





E◆A Icon Legend on page 11

Beaded Edge Detail (Veneer)



- **basyx® by HON 5-year Limited Warranty.**
- Ideal for reception areas, lounges and offices.

- Veneer**
- Hardwood veneer tops are hand rubbed to a beautiful sheen.
 - Attractive beaded edge detail matches BW Series veneer desks.

	Description	Model	Ship Weight	Cube	List
	Coffee Table 48''L x 20''W x 16''H	HBW3120 E♣A	40 	5.1	\$ 281
	Corner Table 24''L x 24''W x 20''H	HBW3130 E♣A	29 	3.2	\$ 225
	End Table 24''L x 20''W x 20''H	HBW3140 E♣A	26 	2.7	\$ 196

How to specify	Select Model Number from above	1st Option
	H B W 3 1 2 0 .	<p>Select Veneer Finish</p> <p>HH Bourbon Cherry</p> <p>NN Mahogany</p> <p>H H </p>

Square Edge Detail (Laminate)

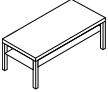





- **basyx® by HON 5-year Limited Warranty.**
- Ideal for reception areas, lounges and offices.

- Laminate**
- Laminate tops have a hollow core honeycomb substructure, making them extremely light weight.

- 2'' thick top.
- Sleek contemporary design.

- Black laminate finish only available on the BL Series Occasional Tables.

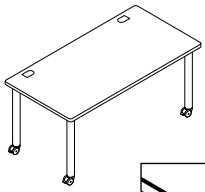
	Description	Model	Ship Weight	Cube	List
	Coffee Table 42''L x 20''W x 16''H	HBLH3160 E♣A	24 	3.0	\$ 204
	Corner Table 24''L x 24''W x 20''H	HBLH3170 E♣A	9 	1.7	\$ 158

How to specify	Select Model Number from above	1st Option
	H B L H 3 1 6 0 .	<p>Select Laminate</p> <p>H Bourbon Cherry</p> <p>N Mahogany</p> <p>P Black</p> <p>H </p>

E♣A  Icon Legend on page 11

basyx® Multi-Purpose Tables

Not on GSA Contract



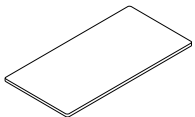
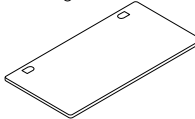
Edge Detail



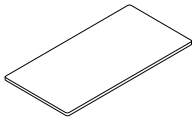
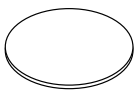

- ▶ **basyx® by HON 5-year Limited Warranty.**
- ▶ Tops are laminate over 1/8" thick solid core particleboard with T-mold edge.

- ▶ Pilot holes are positioned for easy leg placement and assembly.
- ▶ Grommets are standard keyhole shape. Black in color.
- ▶ Tops and leg sets are ordered separately and shipped in separate cartons.

- ▶ GSA specific model numbers available through Customer Service.

Description	Model	Ship		List
		Weight	Cube	
 Rectangular Top with or without Grommets 72" W x 30" D 60" W x 30" D 48" W x 30" D	HBTR3072	87	7.0	\$ 318
	HBTR3060	68	5.9	\$ 274
	HBTR3048	55 S	4.8	\$ 249
 72" W x 24" D 60" W x 24" D 48" W x 24" D	HBTR2472	66	5.7	\$ 297
	HBTR2460	56 S	4.8	\$ 264
	HBTR2448	45 S	3.4	\$ 235

How to specify	1st Option	2nd Option	3rd Option
Select Model Number from above H B T R 3 0 7 2 .	Select Grommet N No Grommet G Grommet (\$20 upcharge) N .	Select Laminate H Bourbon Cherry C Harvest N Mahogany D Natural Maple Q Light Gray H .	Select Edge Color P Black S Charcoal Q Light Gray N Mahogany D Natural Maple P

Description	Model	Ship		List
		Weight	Cube	
 Rectangular Top without Grommets 72" W x 18" D 60" W x 18" D 48" W x 18" D ▲ Grommet option not available on 18" D Table Tops.	HBTR1872	52 S	4.5	\$ 280
	HBTR1860	44 S	3.8	\$ 223
	HBTR1848	35 S	3.1	\$ 194
 Round Top without Grommets 36" Dia. 30" Dia.	HBTD36	40 S	2.3	\$ 202
	HBTD30	28 S	2.1	\$ 195
 Half-Round Top without Grommets 60" W x 30" D	HBTH3060N	68	5.9	\$ 278

How to specify	1st Option	2nd Option	3rd Option
Select Model Number from above H B T R 1 8 7 2 .	Select Grommet N No Grommet N .	Select Laminate H Bourbon Cherry C Harvest N Mahogany D Natural Maple Q Light Gray H .	Select Edge Color P Black S Charcoal Q Light Gray N Mahogany D Natural Maple P

▲ S Icon Legend on page 11



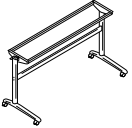
- ▶ **basyx® by HON 5-year Limited Warranty.**
- ▶ Pilot holes are positioned in tops for easy leg placement and assembly.

- ▶ Tops and leg sets are ordered separately and shipped in separate cartons.

- ▶ HBTA72 and HBTB72 bases adjust to fit any length top.
 - All welded steel construction.
 - Contemporary design.
 - Stabilizer bar to prevent racking.

- ▶ Folding-top table base comes with four 2" locking casters.
 - Dual levers allow for quick release of table top for storage in upright position.
 - Easily nests with other bases.

- ▶ GSA specific model numbers available through Customer Service.

	Description	Model	Ship Weight	Cube	List
	Adjustable Height and Width Base 25'-32 1/2" H NOTES: For use with 24" D or 30" D non-grommet tops only. Full understructure provides maximum support. Dimensions includes table top. Specify Silver (X).	HBTA72 EDA	34 [S]	2.3	\$ 354
	Fixed Height / Adjustable Width Base 29 1/2" H NOTES: For use with 24" D or 30" D non-grommet tops only. Full understructure provides maximum support. Dimensions includes table top. Specify Silver (X).	HBTB72 EDA	31 [S]	2.3	\$ 326
	Folding-Top Table Base with 2" Locking Casters (Standard) 29 1/2" H NOTES: For use with HBTR2460N or HBTR2472N tops only. Table top flips for easy nesting and storage. Dimensions includes table top. Specify Black (P).	HBTF60 EDA	33 [S]	1.7	\$ 277

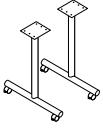



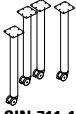

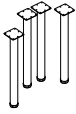






How to specify	Select Model Number from above H B T A 7 2 . H B T F 6 0 .	1st Option Select Paint Color X Silver Specify for models HBTA72 and HBTB72 only X P Black Specify for model HBTF60 only P
----------------	---	---

basyx[®] Multi-Purpose Tables

Not on GSA Contract Except as Noted



- ▶ **basyx[®] by HON 5-year Limited Warranty.**
- ▶ Tops and leg sets are ordered separately and shipped in separate cartons.
- ▶ Fixed height bases with and without casters provide an overall table height of 29½".
- ▶ Adjustable height and width base uses thumb screws to allow for easy height adjustment from 25" to 32½" (including top) in 1½" increments.
- ▶ T-leg can be used as a shared leg system.
- ▶ GSA specific model numbers available through Customer Service.

	Description	Model	Ship Weight	Cube	List
 <p>SIN 711-11</p>	Fixed T-legs with Four 2" Glides and Four 2" Locking Casters				
	For use with 30"D Tops	HBTB26	25 	3.6	\$ 200
	For use with 24"D Tops	HBTB22	23 	3.1	\$ 186
	For use with 18"D Tops	HBTB16	22 	3.0	\$ 170
NOTES: Set of 2 legs. Glides and casters are interchangeable to maintain a consistent table height. All leg bases ship with bell glides and casters.					
 <p>SIN 711-11</p>	Post Leg Set with Casters (4 Legs)				
	2⅜" Diameter	HBTB60C	22 	1.3	\$ 168
NOTES: Standard with 4 dual-wheel, hooded locking casters.					
 <p>SIN 711-11</p>	Post Leg Set (4 Legs)				
	2⅜" Diameter	HBTB60	20 	1.3	\$ 130
 <p>SIN 711-11</p>	"X" Base				
	26"W For use with 30" or 36" Diameter Round Tops	HBRT26 E↔A	19 	1.6	\$ 156
	Ganging Hardware with 2 Connectors	HBTGC	1 	0.1	\$ 36
	Wire Management Strips	HBTMS	2 	1.0	\$ 84
<ul style="list-style-type: none"> • (2) 24"L Vertical Strips • (2) 24"L Horizontal Strips NOTES: Vertical strips attach to legs; horizontal strips attach to underside of worksurface.					

How to specify	Select Model Number from above H B T B 2 6 .	1st Option Select Paint Color P Black (only) P
----------------	---	---

E↔A  Icon Legend on page 11

