



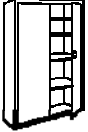
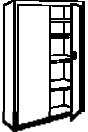
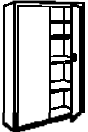


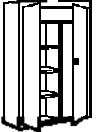


SANDUSKY LEE-SALES, P. O. BOX 1040, SANDUSKY, OH 44870 PH. 800/336-0671 FAX 419/626-3308
 SANDUSKY LEE-SOUTH, P. O. BOX 125, MILLINGTON, TN 38083 PH. 800/264-3453 FAX 901/873-1239
 SANDUSKY LEE-WEST, P.O. BOX 517, ARVIN, CA 93203 PH. 800/336-0674 FAX 661/854-2003
 SANDUSKY LEE-EAST, P.O. BOX 6, LITTLESTOWN, PA 17340 PH. 800/233-7076 FAX 717/359-4414

EFFECTIVE: JANUARY 1, 2010

Prices and specifications subject to change without notice

CONFIDENTIAL WHOLESALE LIST PRICES

TERMS: NET 30, F. O. B. TN, CA, PA



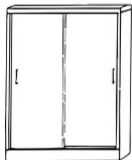







DESCRIPTION	ITEM NUMBER	LEE REF #	W X D X H	LIST PRICE	UNIT CUBES	APPROX UNIT WT
ELITE STORAGE RECESSED HANDLE 	EA4R 361872-00		36 X 18 X 72	495.90	27.0	131 LBS.
	EA4R 361878-00		36 X 18 X 78	564.50	29.3	137 LBS.
	EA4R 362472-00		36 X 24 X 72	602.60	36.0	151 LBS.
	EA4R 362478-00		36 X 24 X 78	641.30	39.0	160 LBS.
	EA4R 462472-00		46 X 24 X 72	717.80	46.0	218 LBS.
	EA4R 462478-00	(2011)	46 X 24 X 78	750.70	49.8	266 LBS.
ELITE SERIES KEYLESS ELECTRONIC 	EA4E 361872-00		36 X 18 X 72	520.90	27.0	131 LBS.
	EA4E 361878-00		36 X 18 X 78	589.50	29.3	137 LBS.
	EA4E 362472-00		36 X 24 X 72	627.60	36.0	151 LBS.
	EA4E 362478-00		36 X 24 X 78	666.30	39.0	160 LBS.
	EA4E 462472-00		46 X 24 X 72	742.80	46.0	218 LBS.
	EA4E 462478-00		46 X 24 X 78	775.70	49.8	266 LBS.
ELITE SERIES PUSH BUTTON RECESSED 	EA4P 361872-00		36 X 18 X 72	495.90	27.0	131 LBS.
	EA4P 361878-00		36 X 18 X 78	564.50	29.3	137 LBS.
	EA4P 362472-00		36 X 24 X 72	602.60	36.0	151 LBS.
	EA4P 362478-00		36 X 24 X 78	641.30	39.0	160 LBS.
	EA4P 462472-00		46 X 24 X 72	717.80	46.0	218 LBS.
	EA4P 462478-00		46 X 24 X 78	750.70	49.8	266 LBS.
ELITE DESK HEIGHT 	EA11 182430-00		18 X 24 X 30	243.50	7.5	46 LBS.
	EA11 361830-00		36 X 18 X 30	312.00	11.3	62 LBS.
ELITE COUNTER HEIGHT 	EA2R 361842-00		36 X 18 X 42	357.50	15.8	84 LBS.
	EA2R 362442-00		36 X 24 X 42	402.10	21.0	101 LBS.
	EA2R 462442-00		46 X 24 X 42	539.30	26.8	142 LBS.
	EA2R 462442-00K	(2010)	46 X 24 X 42	630.50	26.8	210 LBS.
ELITE COMBINATION 	EACR 361872-00		36 X 18 X 72	598.70	27.0	132 LBS.
	EACR 361878-00		36 X 18 X 78	650.80	29.3	138 LBS.
	EACR 362472-00		36 X 24 X 72	683.80	36.0	156 LBS.
	EACR 362478-00		36 X 24 X 78	723.80	39.0	164 LBS.
	EACR 462472-00		46 X 24 X 72	805.10	46.0	196 LBS.
ELITE WARDROBE 	EAWR 361872-00		36 X 18 X 72	495.90	27.0	112 LBS.
	EAWR 361878-00		36 X 18 X 78	564.50	29.3	119 LBS.
	EAWR 362472-00		36 X 24 X 72	596.90	36.0	127 LBS.
	EAWR 362478-00		36 X 24 X 78	635.10	39.0	134 LBS.
	EAWR 462472-00		46 X 24 X 72	717.80	46.0	163 LBS.
RADIUS EDGE STORAGE 	ER4P 361872-00		36 X 18 X 72	550.00	33.0	154 LBS.
	ER4P 362472-00		36 X 24 X 72	610.50	36.0	176 LBS.
	ER2P 361842-00		36 X 18 X 42	442.10	19.0	94 LBS.
	ER2P 362442-00		36 X 24 X 42	494.70	21.0	109 LBS.

REPLACE '00' WITH APPROPRIATE COLOR NUMBER BELOW:

01-RED; 02-CHARCOAL; 03-BURGUNDY; 04-TROPIC SAND; 05- DOVE GRAY; 06-BLUE; 07-PUTTY; 08-FOREST GREEN; A8-PRIMARY GREEN; 09-BLACK; 22M-Anti-Microbial White; 22-White; MG-Multi Granite

ADDITIONAL CHARGE OF \$10.00 PER UNIT FOR RED (01); BURGUNDY (03); BLUE (06); FOREST GREEN (08); PRIMARY GREEN (A8); WHITE (22); MULTI GRANITE (MG)

ADDITIONAL CHARGE OF \$50.00 PER UNIT FOR 22M - ANTI-MICROBIAL WHITE (CALL FOR QUOTE ON LARGE QUANTITY ORDERS)

DESCRIPTION	ITEM NUMBER	LEE REF #	W X D X H	LIST PRICE	UNIT CUBES	APPROX UNIT WT
RADIUS EDGE CLEAR VIEW 	ER4V 361872-00		36 X 18 X 72	778.90	27.0	156 LBS.
	ER4V 362472-00		36 X 24 X 72	821.10	36.0	171 LBS.
	ER2V 361842-00		36 X 18 X 42	555.30	19.0	89 LBS.
	ER2V 362442-00		36 X 24 X 42	623.30	21.0	106 LBS.
RADIUS EDGE MOBILE 	TR3P 362460-00		36 X 24 X 66	673.70	24.0	141 LBS.
	TR1P 362430-00		36 X 24 X 36	531.60	35.0	98 LBS.
	TR2P 362442-00		36 X 24 X 48	646.75	24.0	122 LBS.
SLIDING DOOR STORAGE 	BA1S 361229-00		36 X 12 X 29	347.40	8.0	61 LBS.
	BA1S 361829-00		36 X 18 X 29	378.90	12.0	79 LBS.
	BA2S 361242-00		36 X 12 X 42	392.10	11.0	84 LBS.
	BA2S 361842-00		36 X 18 X 42	407.90	16.0	97 LBS.
	BA4S 361272-00		36 X 12 X 72	484.20	18.0	133 LBS.
	BA4S 361872-00		36 X 18 X 72	494.70	27.0	158 LBS.
TRANSPORT CABINET 	TA4R 302466-00		30 X 24 X 72	726.10	30.0	149 LBS.
	TA3R 362460-00	(9551)	36 X 24 X 66	695.80	33.0	165 LBS.
	TA4R 362472-00		36 X 24 X 78	786.00	39.0	173 LBS.
	TA3R 462460-00	(2012)	46 X 24 X 66	923.90	42.2	202 LBS.
	TA4R 462472-00		46 X 24 X 78	987.70	49.8	228 LBS.
TRANSPORT SINGLE DOOR 	TA3R 242460-00		24 X 24 X 66	648.10	22.0	116 LBS.
TRANSPORT WARDROBE 	TAWR 362472-00		36 X 24 X 78	742.30	39.0	148 LBS.
	TAWR 462472-00		46 X 24 X 78	932.80	49.8	194 LBS.
TRANSPORT COMBINATION 	TACR 362460-00	(9550)	36 X 24 X 66	739.00	33.0	162 LBS.
	(No Top Shelf)					
	TACR 362472-00		36 X 24 X 78	870.00	39.0	180 LBS.
TRANSPORT WORK HT 	TA11 182430-00		18 X 24 X 36	404.00	9.0	63 LBS.
	TA11 361830-00		36 X 18 X 36	482.20	13.5	83 LBS.
	TA11 362430-00	(9555)	36 X 24 X 36	495.70	18.0	94 LBS.
	TA11 362442-00		36 X 24 X 48	556.80	27.0	116 LBS.
	TA2R 462442-00		46 X 24 X 48	643.10	30.7	165 LBS.
RADIUS EDGE BOOKCASES STATIONARY 	BA1R 361830-00		36 X 18 X 30	276.30	12.0	58 LBS.
	BA2R 361842-00		36 X 18 X 42	323.70	16.0	72 LBS.
	BA3R 361852-00		36 X 18 X 52	352.60	19.0	86 LBS.
	BA4R 361872-00		36 X 18 X 72	397.40	32.0	120 LBS.
RADIUS EDGE BOOKCASES MOBILE 	BM1R 361830-00		36 X 18 X 36	368.40	12.0	63 LBS.
	BM2R 361842-00		36 X 18 X 48	428.90	16.0	84 LBS.
	BM3R 361852-00		36 X 18 X 58	484.20	19.0	96 LBS.
	BM4R 361872-00		36 X 18 X 78	544.70	32.0	126 LBS.

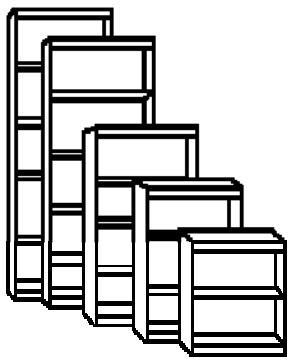




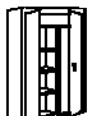
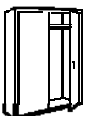


REPLACE '00' WITH APPROPRIATE COLOR NUMBER BELOW:

01-RED; 02-CHARCOAL; 03-BURGUNDY; 04-TROPIC SAND; 05- DOVE GRAY; 06-BLUE; 07-PUTTY; 08-FOREST GREEN; A8-PRIMARY GREEN; 09-BLACK; 22M-Anti-Microbial White; 22-White; MG-Multi Granite

ADDITIONAL CHARGE OF \$10.00 PER UNIT FOR RED (01); BURGUNDY (03); BLUE (06); FOREST GREEN (08); PRIMARY GREEN (A8); WHITE (22); MULTI GRANITE (MG)

ADDITIONAL CHARGE OF \$50.00 PER UNIT FOR 22M - ANTI-MICROBIAL WHITE (CALL FOR QUOTE ON LARGE QUANTITY ORDERS)



DESCRIPTION	ITEM NUMBER	LEE REF #	W X D X H	LIST PRICE	UNIT CUBES	APPROX UNIT WT
WELDED BOOKCASES 	BA10 361230-00	(BR29)	36 X 12 X 30	173.50	7.5	34 LBS.
	BA10 361830-00	(BR2918)	36 X 18 X 30	228.70	11.3	42 LBS.
	BA20 361242-00	(BR42)	36 X 12 X 42	214.20	10.5	43 LBS.
	BA20 361842-00	(BR4218)	36 X 18 X 42	263.60	15.8	53 LBS.
	BA20 461842-00		46 X 18 X 42	246.00	13.0	51 LBS.
	BA30 361252-00	(BR52)	36 X 12 X 52	236.15	13.0	51 LBS.
	BA30 361852-00	(BR5218)	36 X 18 X 52	295.80	19.5	64 LBS.
	BA40 361272-00	(BR72)	36 X 12 X 72	295.30	18.0	63 LBS.
	BA40 361872-00	(BR7218)	36 X 18 X 72	349.70	27.0	84 LBS.
	BA40 461872-00		46 X 18 X 72	493.80	34.5	98 LBS.
BA50 361284-00	(BR84)	36 X 12 X 84	371.50	21.0	91 LBS.	
BA50 361884-00	(BR8418)	36 X 18 X 84	451.70	31.5	101 LBS.	
MOBILE BOOKCASES 	BM10 361830-00	(BRM2918)	36 X 18 X 36	332.30	13.5	68 LBS.
BM20 361842-00	(BRM4218)	36 X 18 X 48	384.50	18.0	80 LBS.	
BM30 361852-00	(BRM5218)	36 X 18 X 58	422.60	21.8	91 LBS.	
BM40 361872-00	(BRM7218)	36 X 18 X 78	475.30	29.3	120 LBS.	
BOOKCASE W/DRAWER 	BD10 361842-00	(BRDR4218)	36 X 18 X 42	412.20	15.8	106 LBS.
BD20 361852-00	(BRDR5218)	36 X 18 X 52	463.10	19.5	121 LBS.	
BD30 361872-00	(BRDR7218)	36 X 18 X 72	509.90	27.0	141 LBS.	
BD40 361884-00	(BRDR8418)	36 X 18 X 84	581.40	31.5	161 LBS.	
CLASSIC STORAGE 	CA41 361872-00	(8005)	36 X 18 X 72	426.50	27.0	104 LBS.
CA41 361878-00	(8110)	36 X 18 X 78	478.40	29.3	110 LBS.	
CA41 362472-00	(8205)	36 X 24 X 72	514.70	36.0	116 LBS.	
CA41 362478-00	(8207)	36 X 24 X 78	553.60	39.0	127 LBS.	
CLASSIC COUNTER HT. 	CA21 361842-00	(8080)	36 X 18 X 42	325.70	15.8	67 LBS.
CA21 362442-00	(8280)	36 X 24 X 42	375.20	21.0	84 LBS.	
CLASSIC COMBINATION 	CAC1 361872-00	(8118)	36 X 18 X 72	495.80	27.0	104 LBS.
CAC1 361878-00	(8218)	36 X 18 X 78	549.10	29.3	111 LBS.	
CAC1 362472-00	(8223)	36 X 24 X 72	599.10	36.0	123 LBS.	
CAC1 362478-00	(8225)	36 X 24 X 78	627.50	39.0	129 LBS.	
CLASSIC WARDROBE 	CAW1 361872-00		36 X 18 X 72	414.30	27.0	91 LBS.
CAW1 361878-00		36 X 18 X 78	464.80	29.3	96 LBS.	
CAW1 362472-00		36 X 24 X 72	495.50	36.0	101 LBS.	
CAW1 362478-00		36 X 24 X 78	523.00	39.0	106 LBS.	
JANITORIAL/SUPPLY CABINET 	VFC1 301566-00	(9316)	30 X 15 X 66	338.10	17.2	72 LBS.
CLEAR VIEW STORAGE 	CA4V 361272-00		36 X 12 X 72	576.80	18.0	92 LBS.
CA4V 361872-00	(3001)	36 X 18 X 72	645.60	27.0	112 LBS.	
CA4V 361878-00		36 X 18 X 78	671.90	29.3	122 LBS.	
CA4V 362472-00	(3002)	36 X 24 X 72	690.10	36.0	138 LBS.	
EA4V 362478-00		36 X 24 X 78	785.30	39.0	148 LBS.	
EA4V 461872-00		46 X 18 X 72	835.80	34.5	176 LBS.	
EA4V 462472-00		46 X 24 X 72	930.00	46.0	204 LBS.	
EA4V 462478-00		46 X 24 X 78	977.40	49.8	214 LBS.	












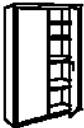

REPLACE '00' WITH APPROPRIATE COLOR NUMBER BELOW:



01-RED; 02-CHARCOAL; 03-BURGUNDY; 04-TROPIC SAND; 05- DOVE GRAY; 06-BLUE; 07-PUTTY; 08-FOREST GREEN; A8-PRIMARY GREEN; 09-BLACK; 22M-Anti-Microbial White; 22-White; MG-Multi Granite

ADDITIONAL CHARGE OF \$10.00 PER UNIT FOR RED (01); BURGUNDY (03); BLUE (06); FOREST GREEN (08); PRIMARY GREEN (A8); WHITE (22); MULTI GRANITE (MG)

ADDITIONAL CHARGE OF \$50.00 PER UNIT FOR 22M - ANTI-MICROBIAL WHITE (CALL FOR QUOTE ON LARGE QUANTITY ORDERS)

DESCRIPTION	ITEM NUMBER	LEE REF #	W X D X H	LIST PRICE	UNIT CUBES	APPROX UNIT WT
CLEAR VIEW CTR HEIGHT 	CA2V 361242-00		36 X 12 X 42	414.40	10.5	68 LBS.
	CA2V 361842-00	(3003)	36 X 18 X 42	448.90	15.8	74 LBS.
	CA2V 362442-00	(3004)	36 X 24 X 42	519.20	21.0	90 LBS.
	EA2V 461842-00		46 X 18 X 42	613.60	20.1	80 LBS.
	EA2V 462442-00		46 X 24 X 42	661.50	26.8	135 LBS.
TRANSPORT MOBILE CLEAR VIEW CABINET 	TA4V 361872-00		36 X 18 X 78	907.60	39.0	182 LBS.
	TA4V 362472-00		36 X 24 X 78	838.00	29.3	154 LBS.
	TA4V 461872-00		46 X 18 X 78	1012.40	37.4	196 LBS.
	TA4V 462472-00		46 X 24 X 78	1124.20	49.8	223 LBS.
TRANSPORT CLEAR VIEW COUNTER HEIGHT 	TA2V 361842-00		36 X 18 X 48	649.90	18.0	100 LBS.
	TA2V 362442-00		36 X 24 X 48	704.10	24.0	130 LBS.
	TA2V 461842-00		46 X 18 X 48	775.70	23.0	146 LBS.
	TA2V 462442-00		46 X 24 X 48	841.50	30.7	155 LBS.
EXPANDED METAL FRONT 	CA4M 361872-00		36 X 18 X 72	645.60	27.0	112 LBS.
	CA4M 362472-00		36 X 24 X 72	690.10	36.0	138 LBS.
	EA4M 461872-00		46 X 18 X 72	835.80	34.5	176 LBS.
	EA4M 462472-00		46 X 24 X 72	930.00	46.0	204 LBS.
MOBILE EXPANDED METAL FRONT 	TA4M 361872-00		36 X 18 X 78	838.00	29.3	154 LBS.
	TA4M 362472-00		36 X 24 X 78	907.60	39.0	182 LBS.
	TA4M 461872-00		46 X 18 X 78	1012.40	37.4	196 LBS.
	TA4M 462472-00		46 X 24 X 78	1124.20	49.8	223 LBS.
VALUE, 3 FIXED, 1 HNDL 	VF31 301572-00		30 X 15 X 72	317.40	18.8	79 LBS.
	VF31 301872-00		30 X 18 X 72	333.10	22.5	82 LBS.
VALUE, RECESSED HNDL 	VF4R 301566-00	(2001)	30 X 15 X 66	318.60	17.2	72 LBS.
VALUE, ADJ, 2 HANDLES 	VA41 361872-00		36 X 18 X 72	388.40	27.0	98 LBS.
	VA42 361872-00	(8902)	36 X 18 X 72	403.90	27.0	100 LBS.
	VA42 361878-00	(9210)	36 X 18 X 78	433.20	29.3	104 LBS.
VALUE, 4 FIXED, 2 HANDLES 	VF42 361872-00	(8901)	36 X 18 X 72	382.00	27.0	97 LBS.
	VF42 361878-00		36 X 18 X 78	417.70	29.3	102 LBS.
VALUE CTR HT, W/TOP 	VF22 361842-00	(8903)	36 X 18 X 42	293.60	15.8	63 LBS.
	VF22 361842-00K	(8904)	36 X 18 X 42	342.50	15.8	71 LBS.
VALUE FILE-N-STORE 	EFDF 361842-00	(3502)	36 X 18 X 42	492.60	15.8	94 LBS.
	EADF 361872-00	(3501)	36 X 18 X 72	598.20	27.0	138 LBS.
SNAP IT STORAGE CABINET 	RTA-7000-00		36 X 18 X 72	376.60	27.0	110 LBS.
SNAP IT COUNTER HEIGHT 	RTA-7001-00		36 X 18 X 42	274.20	15.8	75 LBS.










REPLACE '00' WITH APPROPRIATE COLOR NUMBER BELOW:

01-RED; 02-CHARCOAL; 03-BURGUNDY; 04-TROPIC SAND; 05- DOVE GRAY; 06-BLUE; 07-PUTTY; 08-FOREST GREEN; A8-PRIMARY GREEN; 09-BLACK; 22M-Anti-Microbial White; 22-White; MG-Multi Granite

ADDITIONAL CHARGE OF \$10.00 PER UNIT FOR RED (01); BURGUNDY (03); BLUE (06); FOREST GREEN (08); PRIMARY GREEN (A8);WHITE (22); MULTI GRANITE (MG)

ADDITIONAL CHARGE OF \$50.00 PER UNIT FOR 22M - ANTI-MICROBIAL WHITE (CALL FOR QUOTE ON LARGE QUANTITY ORDERS)



DESCRIPTION	ITEM NUMBER	LEE REF #	W	X	D	X	H	LIST PRICE	UNIT CUBES	APPROX UNIT WT
SNAP IT BOOKCASES 	BQ10 351330-00		34.5	X	13	X	30	134.80	7.9	35 LBS.
	BQ20 351342-00		34.5	X	13	X	42	175.90	11.1	45 LBS.
	BQ30 351352-00		34.5	X	13	X	52	214.10	13.7	55 LBS.
	BQ40 351372-00		34.5	X	13	X	72	268.10	19.0	69 LBS.
	BQ50 351384-00		34.5	X	13	X	84	315.40	22.1	80 LBS.
SNAP IT LOCKERS 	<i>Full Length</i>									
	KDCL7212/1		12	X	18	X	72	565.00	8.0	148 LBS.
	KDCL7236/3		36	X	18	X	72	181.00	3.6	50 LBS.
	<i>Double Tier</i>									
	KDCL7212/2		12	X	18	X	72	209.00	3.6	55 LBS.
	KDCL7236/6		36	X	18	X	72	684.00	8.0	159 LBS.
MOBILE UTILITY CABINET 	RF1F 301826-05D		30	X	18	X	30	296.00	9.4	44 LBS.
(Dove Gray)										
REFRESHMENT/MACHINE STAND 	CFDP 301833-05D	(9801)	36	X	24	X	34	448.10	17.0	96 LBS.
RTA BOOKUTILITY TRUCKS (Assembly Required) (SEE CATALOG - PAGE 14)	BT2F 301734-00		30	X	17	X	40	297.70	11.8	58 LBS.
	BT3F 301740-00		30	X	17	X	46	353.60	13.6	68 LBS.
	BT2S 301734-00		30	X	17	X	40	329.00	11.8	66 LBS.
	BT3S 301740-00		30	X	17	X	46	399.50	13.6	80 LBS.
WELDED BOOKTRUCKS (SEE CATALOG - PAGE 15)										
Single-Side Slant Shelf Steel Book Cart, Two Shelves	SR227-00		28	X	13	X	25	280.20	5.2	26 LBS.
Single-Side 17" Mobile Utility Truck, 3 Slanted Shelves	SL33017-00		17	X	13	X	42	324.00	5.4	42 LBS.
Single-Side 27" Mobile Utility Truck, 3 Slanted Shelves	SL327-00		27	X	13	X	42	330.30	8.5	46 LBS.
Single-Sided Slant Shelf Steel Book Cart, Three Shelves	SL330-00		31	X	13	X	42	373.50	9.8	45 LBS.
Double-Sided Slant Shelf Steel Book Cart, Six Shelves	SV336-00		37	X	18	X	42	430.10	16.2	74 LBS.
Double-Sided Flat Shelf Steel Cart, Three Shelves	SF336-00		37	X	18	X	42	415.10	16.2	62 LBS.
Book Cart, Flat Bottom Shelf & Four Slanted Shelves	SVF336-00		37	X	18	X	42	415.10	16.2	69 LBS.
Book Cart, Flat Top Shelf and Four Slanted Shelves	SFV336-00		37	X	18	X	42	415.10	16.2	70 LBS.
MOBILE COMPUTER CABINET EXTRA HEAVY DUTY 	16CC303064-00		30	X	30	X	70	1188.40	36.5	300 LBS.
COUNTER TOP SECURITY CABINET 	JCUBE2632		26	X	24	X	33	410.00	16.0	100 LBS.
MOBILE COMPUTER SECURITY WORKSTATION 	JG2663		26	X	24	X	63	695.80	21.0	127 LBS.
MOBILE COMPUTER SECURITY WORKSTATION 	FDJG2663		26	X	24	X	63	767.60	23.0	127 LBS.
	A2663		26	X	24	X	63	886.40	23.0	127 LBS.
FLAT SCREEN MOBILE COMPUTER SECURITY WORKSTATION 	SFDJG2663		26	X	24	X	63	939.20	23.0	127 LBS.








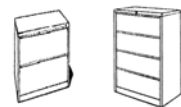
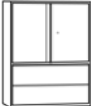
REPLACE '00' WITH APPROPRIATE COLOR NUMBER BELOW:

01-RED; 02-CHARCOAL; 03-BURGUNDY; 04-TROPIC SAND; 05- DOVE GRAY; 06-BLUE; 07-PUTTY; 08-FOREST GREEN; A8-PRIMARY GREEN; 09-BLACK; 22M-Anti-Microbial White; 22-White; MG-Multi Granite

ADDITIONAL CHARGE OF \$10.00 PER UNIT FOR RED (01); BURGUNDY (03); BLUE (06); FOREST GREEN (08); PRIMARY GREEN (A8); WHITE (22); MULTI GRANITE (MG)

ADDITIONAL CHARGE OF \$50.00 PER UNIT FOR 22M - ANTI-MICROBIAL WHITE (CALL FOR QUOTE ON LARGE QUANTITY ORDERS)



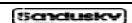
DESCRIPTION	ITEM NUMBER	W X D X H	LIST PRICE	UNIT CUBES	APPROX UNIT WT
WALL-MOUNT LAPTOP SAFE/SECURITY CABINET 	WLAP2016	19.75 X 4.75 X 15.75	205.00	2.0	18 LBS.
MOBILE LAPTOP SECURITY CABINET 	MLS5236 MLS5248	36 X 24 X 52 46 X 24 X 52	747.90 957.30	23.0 31.0	260 LBS. 292 LBS.
PLASMA/LCD TV STAND 	IAPF 462466-04 IAPF 462466-09	46 X 24 X 72 46 X 24 X 72	1264.80 1264.80	46.0 46.0	245 LBS. 245 LBS.
AUDIO VIDEO 	IA3F 362460-00 IA3F 462460-00 IA1F 362436-00 (9557)	36 X 25 X 66 46 X 27 X 66 36 X 24 X 42	726.50 897.20 575.30	34.4 47.4 21.0	171 LBS. 202 LBS. 80 LBS.
WIDE BODY KD TV CART 	IF30322744-09 UPS Ship dimensions IF30403244-09 TRK70 Ship dimensions IP30322744-09 TRK70 IP30403244-09 TRK70	32 X 27 1/2 X 44 37 X 6 X 44 40 X 32 1/2 X 44 43 X 6 X 44 32 X 27 1/2 X 44 40 X 32 1/2 X 44	283.00 367.00 378.50 498.80	4.1 7.2 8.3 12.6	66 LBS. 116 LBS. 96 LBS. 146 LBS.
400 SERIES LATERAL FILES 	E202L E204L	30 X 18 X 26 5/8 30 X 18 X 52 5/8	372.60 575.00	8.3 16.4	90 LBS. 180 LBS.
600 SERIES LATERAL FILES WITH ALUMINUM HANDLE 	17087 17088 19068 19069	36 X 19.25 X 29 36 X 19.25 X 54 42 X 19.25 X 54 42 X 19.25 X 67	424.40 745.20 828.00 1024.70	11.6 21.7 25.3 30.4	104 LBS. 179 LBS. 199 LBS. 253 LBS.
800 SERIES LATERAL FILES WITH FULL PULL HANDLE 	17066G 17068G 17069G 17067G 17098G 19068G 19069G	30 X 19.25 X 29 30 X 19.25 X 54 36 X 19.25 X 29 36 X 19.25 X 54 42 X 19.25 X 29 42 X 19.25 X 54 42 X 19.25 X 67	426.10 690.00 481.30 825.20 493.65 938.80 1163.15	9.7 18.0 11.6 21.7 14.1 25.3 30.4	131 LBS. 168 LBS. 140 LBS. 189 LBS. 165 LBS. 199 LBS. 253 LBS.
LATERAL FILE STORAGE 	17016 17015	36 X 18 X 65.25 42 X 18 X 65.25	745.00 845.00	26.2 31.0	210 LBS. 228 LBS.
CROSS BAR KIT For front / back filling (SEE CATALOG - PAGE 20)	LA99000	1 1/2 X 16 X 2 5/8	30.50	-	2 LBS.
FILE DRAWER DIVIDER KIT 400, 600, 800 Series (SEE CATALOG - PAGE 20)	LFDIVKT-10	9 1/2 X 16 1/2 X 1 1/2	73.25	-	13 LBS.
FLAT FILE STORAGE (SEE CATALOG - PAGE 21)					
5-Drawer Flat File	244876	40.75 X 28 3/8 X 15.75	609.50	10.5	145 LBS.
Closed Base	244877	40.75 X 28 3/8 X 6	81.50	4.0	14 LBS.
Open Base	244878	40.75 X 28 3/8 X 20	262.30	13.4	36 LBS.
*Inside Drawer: 37"W x 25 3/4"D x 2"H					
5-Drawer Flat File	244879	46.75 X 35 3/8 X 15.75	779.50	15.1	185 LBS.
Closed Base	244880	46.75 X 35 3/8 X 6	85.00	5.7	16 LBS.
Open Base	244881	46.75 X 35 3/8 X 20	304.80	19.1	52 LBS.
*Inside Drawer: 43"W x 32 3/4"D x 2"H					
5-Drawer Flat File	244882	55.75 X 41 3/8 X 15.75	1000.50	21.0	227 LBS.
Closed Base	244883	55.75 X 41 3/8 X 6	92.80	8.0	18 LBS.
Open Base	244884	55.75 X 41 3/8 X 20	350.80	26.7	70 LBS.
*Inside Drawer: 50"W x 38 3/4"D x 2"H					

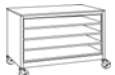







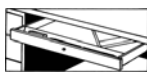

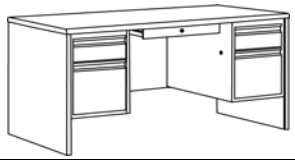
REPLACE '00' WITH APPROPRIATE COLOR NUMBER BELOW:

01-RED; 02-CHARCOAL; 03-BURGUNDY; 04-TROPIC SAND; 05-DOVE GRAY; 06-BLUE; 07-PUTTY; 08-FOREST GREEN; A8-PRIMARY GREEN; 09-BLACK; 22M-Anti-Microbial White; 22-White; MG-Multi Granite

ADDITIONAL CHARGE OF \$10.00 PER UNIT FOR RED (01); BURGUNDY (03); BLUE (06); FOREST GREEN (08); PRIMARY GREEN (A8); WHITE (22); MULTI GRANITE (MG)

ADDITIONAL CHARGE OF \$50.00 PER UNIT FOR 22M - ANTI-MICROBIAL WHITE (CALL FOR QUOTE ON LARGE QUANTITY ORDERS)



DESCRIPTION	ITEM NUMBER	W X D X H			LIST PRICE	UNIT CUBES	APPROX UNIT WT		
		W	X	D				X	H
PAPER STORAGE 	TP30 462430-07K	46	X	24	X	36	709.30	23.0	190 LBS.
	TP5D 462430-07K	46	X	24	X	36	1372.50	23.0	260 LBS.
SNAP IT LITERATURE ORGANIZER 	BQD1	34 1/2	X	13	X	30	190.30	7.9	41 LBS.
	BQD2	34 1/2	X	13	X	42	434.35	19.0	54 LBS.
	BQD3	34 1/2	X	13	X	52	352.65	13.7	67 LBS.
	BQD4	34 1/2	X	13	X	72	417.00	19.0	84 LBS.
	BQD5	34 1/2	X	13	X	84	537.10	22.1	98 LBS.
400 SERIES SINGLE-PED DESK 	SP4024-GY	40	X	24	X	29 1/2	472.80	13.0	86 LBS.
	SP4024-BW	40	X	24	X	29 1/2	472.80	13.0	86 LBS.
	SP4024-PU	40	X	24	X	29 1/2	472.80	13.0	86 LBS.
400 SERIES DOUBLE-PED DESK w/two file drawers 	DP2F6030-GY	60	X	30	X	29 1/2	647.30	23.0	185 LBS.
	DP2F6030-BW	60	X	30	X	29 1/2	647.30	23.0	185 LBS.
	DP2F6030-PU	60	X	30	X	29 1/2	647.30	23.0	185 LBS.
400 SERIES DOUBLE-PED DESK 	DP6030-BW	60	X	30	X	29 1/2	675.30	23.0	185 LBS.
	DP6030-GY	60	X	30	X	29 1/2	675.30	23.0	185 LBS.
	DP6030-PU	60	X	30	X	29 1/2	675.30	23.0	185 LBS.
	DP7236-BW	72	X	36	X	29 1/2	787.50	33.0	210 LBS.
	DP7236-GY	72	X	36	X	29 1/2	787.50	33.0	210 LBS.
	DP7236-PU	72	X	36	X	29 1/2	787.50	33.0	210 LBS.
400 SERIES KNEESPACE CREENZA 	CD6020-BW	60	X	20	X	29 1/2	742.80	16.0	170 LBS.
	CD6020-GY	60	X	20	X	29 1/2	742.80	16.0	170 LBS.
	CD6020-PU	60	X	20	X	29 1/2	742.80	16.0	170 LBS.
SLIDING KEYBOARD DRAWER 	KD200-LG		-				72.00	-	8 LBS.
	KD200-PU		-				72.00	-	8 LBS.
	KD200-BK		-				72.00	-	8 LBS.
400 SERIES L-SHAPED DESK 	LW4224-BW	42	X	24	X	29 1/2	1226.50	38.0	273 LBS.
	LW4224-GY	42	X	24	X	29 1/2	1226.50	38.0	273 LBS.
	LW4224-PU	42	X	24	X	29 1/2	1226.50	38.0	273 LBS.
	RW4224-BW	42	X	24	X	29 1/2	1226.50	38.0	273 LBS.
	RW4224-GY	42	X	24	X	29 1/2	1226.50	38.0	273 LBS.
	RW4224-PU	42	X	24	X	29 1/2	1226.50	38.0	273 LBS.
CENTER DRAWER 	DD100BW	19.25	X	16.5	X	1 7/8	73.30	-	8.5 LBS.
	DD100GY	19.25	X	16.5	X	1 7/8	73.30	-	8.5 LBS.
	DD100PU	19.25	X	16.5	X	1 7/8	73.30	-	8.5 LBS.
600 SERIES TEACHERS DESK 	SQ4830BO	48	X	30		29 1/2	540.15	24.0	145 LBS.
	SQ4830BM	48	X	30		29 1/2	540.15	24.0	145 LBS.
	SQ4830PO	48	X	30		29 1/2	540.15	24.0	145 LBS.
	SQ6030BO	60	X	30		29 1/2	565.10	30.0	200 LBS.
	SQ6030BM	60	X	30		29 1/2	565.10	30.0	200 LBS.
	SQ6030PO	60	X	30		29 1/2	565.10	30.0	200 LBS.
	DQ6030BO	60	X	30		29 1/2	736.85	30.0	225 LBS.
	DQ6030BM	60	X	30		29 1/2	736.85	30.0	225 LBS.
	DQ6030PO	60	X	30		29 1/2	736.85	30.0	225 LBS.
800 SERIES STEEL DESKS 	SP38-4830	48	X	30	X	29 1/2	615.00	25.0	153 LBS.
	DP38-6030	60	X	30	X	29 1/2	787.00	31.3	205 LBS.
	DP38-7236	72	X	36	X	29 1/2	900.00	45.0	250 LBS.
	CR38-6024	60	X	24	X	29 1/2	690.00	25.0	172 LBS.
	CR38-7224	72	X	24	X	29 1/2	770.00	30.0	194 LBS.
	CD38	24 3/4	X	30 3/4	X	3 1/2	125.00	1.8	9 LBS.










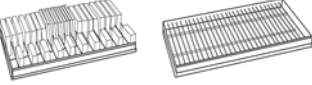


REPLACE '00' WITH APPROPRIATE COLOR NUMBER BELOW:

01-RED; 02-CHARCOAL; 03-BURGUNDY; 04-TROPIC SAND; 05-DOVE GRAY; 06-BLUE; 07-PUTTY; 08-FOREST GREEN; A8-PRIMARY GREEN; 09-BLACK; 22M-Anti-Microbial White; 22-White; MG-Multi Granite

ADDITIONAL CHARGE OF \$10.00 PER UNIT FOR RED (01); BURGUNDY (03); BLUE (06); FOREST GREEN (08); PRIMARY GREEN (A8); WHITE (22); MULTI GRANITE (MG)

ADDITIONAL CHARGE OF \$50.00 PER UNIT FOR 22M - ANTI-MICROBIAL WHITE (CALL FOR QUOTE ON LARGE QUANTITY ORDERS)



DESCRIPTION	ITEM NUMBER	W X D X H	LIST PRICE	UNIT CUBES	APPROX UNIT WT
SYSTEMS WARDROBE, DWR 	HAWF 171864-00	17 X 18 X 64	474.80	11.3	71 LBS.
SYSTEMS SINGLE DOOR, DWR 	HADF 171864-00	17 X 18 X 64	474.80	11.3	80 LBS.
SYSTEMS STORAGE, DWR 	HADF 301864-00	30 X 18 X 64	586.90	20.0	106 LBS.
SYSTEMS CTR HT, DWR 	HFDF 301842-00	30 X 18 X 42	494.20	13.1	80 LBS.
SYSTEMS STORAGE 	HA3F 301864-00 HA3F 361864-00	30 X 18 X 64 36 X 18 X 64	436.30 474.20	20.0 24.0	101 LBS. 110 LBS.
SYSTEMS COUNTER HT. 	HF2F 301842-00	30 X 18 X 42	359.80	13.1	73 LBS.
WALL CABINETS 	WA1V 161226-00 WA1V 301226-00 WA2V 361230-00 WA11 181226-00 WA21 301230-00 WA22 361230-00	16 X 12 X 26 30 X 12 X 26 36 X 12 X 30 18 X 12 X 26 30 X 12 X 30 36 X 12 X 30	333.30 407.30 421.00 235.80 301.80 323.80	2.9 5.4 7.5 3.3 6.3 7.5	25 LBS. 49 LBS. 63 LBS. 29 LBS. 48 LBS. 62 LBS.
KEYLESS ELECTRONIC WALL CABINET 	KDEW3012	30 X 12 X 30	245.00	6.3	50 LBS.
BIN WALL CABINETS 	WB0V 361230-00 WB02 361230-00	36 X 12 X 30 36 X 12 X 30	443.80 359.00	7.5 7.5	63 LBS. 60 LBS.
DRAWERS 	EDM1 361800-07 EDM1 362400-07 EDM2 361800-07 EDM2 362400-07	SEE CATALOG PAGE 25	228.30 249.80 228.30 249.80	1.4 1.4 1.4 1.4	22 LBS. 24 LBS. 25 LBS. 25 LBS.
FLAMMABLE SAFETY CABINETS 	SC12F SC22F SC300F SC450F	23 X 18 X 35 35 X 22 X 35 43 X 18 X 44 43 X 18 X 65	572.30 795.80 886.50 1260.50	8.4 15.6 19.7 29.1	110 LBS. 165 LBS. 252 LBS. 349 LBS.
PAINT & INK STORAGE 	PC60 PC40	43 X 18 X 65 43 X 18 X 44	1280.80 941.50	29.1 19.7	385 LBS. 270 LBS.



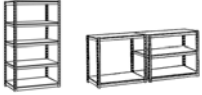
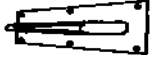


REPLACE '00' WITH APPROPRIATE COLOR NUMBER BELOW:



-RED; 02-CHARCOAL; 03-BURGUNDY; 04-TROPIC SAND; 05- DOVE GRAY; 06-BLUE; 07-PUTTY; 08-FOREST GREEN; A8-PRIMARY GREEN; 09-BLACK; 22M-Anti-Microbial White; 22-White; MG-Multi Gran

ADDITIONAL CHARGE OF \$10.00 PER UNIT FOR RED (01); BURGUNDY (03); BLUE (06); FOREST GREEN (08); PRIMARY GREEN (A8); WHITE (22); MULTI GRANITE (MG)

ADDITIONAL CHARGE OF \$50.00 PER UNIT FOR 22M - ANTI-MICROBIAL WHITE (CALL FOR QUOTE ON LARGE QUANTITY ORDERS)

DESCRIPTION	ITEM NUMBER	W X D X H	LIST PRICE	UNIT CUBES	APPROX UNIT WT
STORAGE LOCKERS 	LF11 151866-00 LF22 151866-00 LF33 151866-00 LF55 151866-00	15 X 18 X 66 15 X 18 X 66 15 X 18 X 66 15 X 18 X 66	235.00 248.20 276.30 299.50	10.3 10.3 10.3 10.3	48 LBS. 55 LBS. 57 LBS. 60 LBS.
TRADITIONAL STEEL LOCKERS 	(UNASSEMBLED) <u>One Wide</u> CL5051 <u>1 Wide - 2 Openings</u> CL5091 <u>1 Wide - 6 Openings</u> CL5141 (ASSEMBLED) <u>One Wide</u> CL5551 <u>1 Wide - 2 Openings</u> CL5591 <u>1 Wide - 6 Openings</u> CL5641	Approximate tier size 72"H 12 X 18 X 78 Approximate tier size 36"H 12 X 18 X 78 Approximate tier size 12"H 12 X 18 X 78 Approximate tier size 72"H 12 X 18 X 78 Approximate tier size 36"H 12 X 18 X 78 Approximate tier size 12"H 12 X 18 X 78	241.30 275.80 347.50 318.50 364.50 459.30	9.8 9.8 9.8 9.8 9.8 9.8	59 LBS. 59 LBS. 64 LBS. 59 LBS. 59 LBS. 64 LBS.
HEAVY DUTY SHELVING 	MR-185 MR-2 MR-1848 MR-245	36 X 18 X 72 36 X 24 X 72 48 X 18 X 72 48 X 24 X 72	119.30 132.50 140.80 152.30	27.0 36.0 36.0 48.0	85 LBS. 101 LBS. 103 LBS. 127 LBS.
TRANSPORT SIDE HANDLE 	TSH-00	23 X 5 X 3.75	77.55	-	6 LBS.
CABINET DOLLY 	DO10 361800-05 / GY DO10 361800-07 / PU DO10 362400-07 / PU	36 X 18 X 5.5 36 X 18 X 5.5 36 X 24 X 5.5	144.05 144.05 169.00	2.1 2.1 2.8	27 LBS. 27 LBS. 35 LBS.
CHAIR DOLLY 	DO10 2323CH-09	23 X 23 X 3.5	66.50	1.1	13 LBS.
WIRE DIVIDERS (SEE CATALOG - PAGE 28)	BWD18 (Set of 12)	-	41.55	-	5 LBS.
PORTABLE BINS (SEE CATALOG - PAGE 28)	CB 121311-07 CB 121311-09	12 X 13 X 11.5 12 X 13 X 11.5	27.70 27.70	- -	8 LBS. 8 LBS.
8 OUTLET POWER STRIP with 10' cord (SEE CATALOG - PAGE 28)	PS-8	-	22.15	-	2 LBS.
VENTILATION FAN (SEE CATALOG - PAGE 28)	UF12A	-	99.75	-	2 LBS.
HASP (SEE CATALOG - PAGE 28)	HASP4.5	-	22.15	-	2 LBS.
KD TV CART OPTIONS (SEE CATALOG - PAGE 19)	PCS4-09 ES32-09 ES40-09	4-Plug Powerstrip Dble Slide Out Shelf-32" Dble Slide Out Shelf-40"	56.00 70.00 112.00	- - -	- - -

REPLACE '00' WITH APPROPRIATE COLOR NUMBER BELOW:

01-RED; 02-CHARCOAL; 03-BURGUNDY; 04-TROPIC SAND; 05- DOVE GRAY; 06-BLUE; 07-PUTTY; 08-FOREST GREEN; A8-PRIMARY GREEN; 09-BLACK; 22M-Anti-Microbial White; 22-White; MG-Multi Granite

ADDITIONAL CHARGE OF \$10.00 PER UNIT FOR RED (01); BURGUNDY (03); BLUE (06); FOREST GREEN (08); PRIMARY GREEN (A8); WHITE (22); MULTI GRANITE (MG)

ADDITIONAL CHARGE OF \$50.00 PER UNIT FOR 22M - ANTI-MICROBIAL WHITE (CALL FOR QUOTE ON LARGE QUANTITY ORDERS)



PARTS & ACCESSORIES

SLH-S	SINGLE HANDLE, SATIN FINISH, RH ONLY	16.65
DLH-S	HANDLE SET, SATIN FINISH, BOTH LOCKING	30.50
SLH-C	SINGLE HANDLE, CHROME FINISH, RH ONLY	16.65
DLH-C	HANDLE SET, CHROME FINISH, DUMMY + 3 PT. LOCKING	30.50
SPH-S	SINGLE PADLOCK HANDLE, SATIN FINISH	13.85
RLHAB	RECESSED 3-POINT LOCKING HANDLE	26.35
RLHSB	RECESSED 3-POINT LOCKING HANDLE, TO SIDE	22.15
RLHFB	RECESSED CAM LOCKING HANDLE TO FIXED SHELF	22.15
CAM -A	FULL PULL DOOR CAM LOCK	16.65
CAM -B	FULL PULL DRAWER CAM LOCK	16.65
CAM - PB	PUSH BUTTON CAM LOCK	19.40
TLH-C	CHROME RECESSED PUSH BUTTON LOCKING HANDLE	30.50
BSCDH	CHROME PULL HANDLE FOR SLIDING DOORS	16.65
LEG LEVELERS	LEG LEVELERS - 4 PER CABINET	13.85 (4 per cab)
BQ10 351300-00	EXTRA SHELVES FOR 35 X 13 SNAP IT BOOKCASES	36.00
CA10 161200-00	EXTRA SHELVES FOR 16X12 ADJUSTABLE MODELS	26.35
CA10 171600-00	EXTRA SIDE SHELVES FOR 36X18 COMBO CABINET	33.25
CA10 181200-00	EXTRA SHELVES FOR 18X12 ADJUSTABLE MODELS	26.35
CA10 361800-00	EXTRA SHELVES FOR 36X18 ADJUSTABLE MODELS-VALUELINE-CLASSIC	38.80
EA10 171800-00	EXTRA SHELVES FOR 17X18 ADJUSTABLE MODELS-SYSTEMS	33.25
EA10 172200-00	EXTRA SIDE SHELVES FOR 36X24 COMBO CABINET	36.00
EA10 182400-00	EXTRA SHELVES FOR 18X24 ADJUSTABLE MODELS	36.00
EA10 301200-00	EXTRA SHELVES FOR 30X12 ADJUSTABLE MODELS	36.00
EA10 301800-00	EXTRA SHELVES FOR 30X18 ADJUSTABLE MODELS-SYSTEMS	38.80
EA10 361200-00	EXTRA SHELVES FOR 36X12 ADJUSTABLE MODELS-ELITE-BOOKCASES	36.00
EA10 361800-00	EXTRA SHELVES FOR 36X18 ADJUSTABLE MODELS-ELITE-BOOKCASES	41.55
EA10 362400-00	EXTRA SHELVES FOR 36X24 ADJUSTABLE MODELS-ELITE, CLASSIC PLUS	49.90
KR10 361800-00	EXTRA SHELVES FOR 36X18 READY TO ASSEMBLE CABINET	41.55
KR10 362400-00	EXTRA SHELVES FOR 36X24 READY TO ASSEMBLE CABINET	49.90
RT10 361800-00	EXTRA SHELVES FOR 36X18 READY TO ASSEMBLE CABINET	41.55
TA10 172200-00	EXTRA SIDE SHELVES FOR 36X24 TRANSPORT COMBO CABINET	38.80
TA10 242400-00	EXTRA SHELVES FOR 24X24 ADJUSTABLE MODELS-TRANSPORT	38.80
TA10 302400-00	EXTRA SHELVES FOR 30X24 ADJUSTABLE MODELS-TRANSPORT	52.65
TA10 362100-00	EXTRA SHELVES FOR 36X24 AUDIO VIDEO	55.40
TA10 362400-00	EXTRA SHELVES FOR 36X24 ADJUSTABLE MODELS-TRANSPORT	55.40
TA10 461800-00	EXTRA SHELVES FOR 46X18 ADJUSTABLE MODELS-TRANSPORT	83.10
TA10 462400-00	EXTRA SHELVES FOR 46X24 TRANSPORT, AUDIO VIDEO	83.10
CKW0 361800-00	WARDROBE BAR-FITS 36X18X72 & 36X18X78 ELITE, CLASSIC PLUS	55.40
CKW0 362400-00	WARDROBE BAR-FITS 36X24X72 & 36X24X78 ELITE, CLASSIC PLUS, TRANSPORT	63.70
CKW0 462400-00	WARDROBE BAR-FITS 46X24X72 & 46X24X78 ELITE, CLASSIC PLUS, TRANSPORT	72.00
CKC0 361800-00	COMBINATION KIT-FITS 36X18X72 & 36X18X78 ELITE, CLASSIC PLUS	213.30
CKC0 362400-00	COMBINATION KIT-FITS 36X24X72 & 36X24X78 ELITE, CLASSIC PLUS, TRANSPORT	257.65
CKC0 462400-00	COMBINATION KIT-FITS 46X24X72 & 46X24X78 ELITE, CLASSIC PLUS, TRANSPORT	299.20

REPLACE '00' WITH APPROPRIATE COLOR NUMBER BELOW:

01-RED; 02-CHARCOAL; 03-BURGUNDY; 04-TROPIC SAND; 05- DOVE GRAY; 06-BLUE; 07-PUTTY; 08-FOREST GREEN; A8-PRIMARY GREEN; 09-BLACK; 22M-Anti-Microbial White; MG-Multi Granite

